

# **PROPOSAL FOR APPROVAL OF FEES THE AY 2023-24**

Name of the College/Institute : **VIDARBHA INSTITUTE OF PHARAMCY**

College Code : **PH1264**

Date of Submission : **09/11/2022**

Postal Address : **Gat No.114/4, ANJANKHED, BORALA PHATA, HINGOLI  
ROAD, WASHIM, DISTRICT –WASHIM PIN : 444505**

Name of the Course : **BACHELOR OF PHARAMCY (B.PHARM)**

**Authorised Person :**

a) Name : **Dr. S. S. Toshniwal**

b) Designation : **PRINCIPAL**

c) E-mail : **toshniwal\_ss@yahoo.com**

d) Tele No.(off) **07252-288999**

e) Mobile No. **9325213091**





Calculation of Depreciation on other assets for Assessment Year 2023-24 - For Regular Staff

No. No	Item	Rate of Depreciation (%)	Original Cost (Rs.)	Subscribed (Rs.)	Unsubscribed (Rs.)	Depreciation % (on Subscribed)	Depreciation % (on Unsubscribed)	Depreciation (Rs.)	Net Value (Rs.)	Depreciation (Rs.)	Net Value (Rs.)	Depreciation (Rs.)	Net Value (Rs.)	Depreciation (Rs.)	Net Value (Rs.)
1	Computer	25	20000	0	20000	0	25	5000	15000	0	15000	0	15000	0	15000
2	Books	25	10000	0	10000	0	25	2500	7500	0	7500	0	7500	0	7500
3	FURNITURE	15	100000	0	100000	0	15	15000	85000	0	85000	0	85000	0	85000
4	MAXIPLANS	15	10000	0	10000	0	15	1500	8500	0	8500	0	8500	0	8500

Depreciation % on - All items of computer & furniture are calculated as per Section 32(1)(ii) of Income Tax Act, 1961.

Date: \_\_\_\_\_  
 Signature and Seal of the verifying Chartered Accountant (Self-Auditor): \_\_\_\_\_



Submitted in terms of section 130 of the Act 1961



## FORM-A

## Proforma for common information of organization promotion various colleges / institutes for the year 2023-24 (Information of the Trust)

Name of the Trust/Society	Dr. S. R. DUSHINWAL CHARITABLE TRUST, 2000, BEADAR, DURGAPUR
Address (With Pin Code)	Dist. No. 11114, Anandnagar, District Pherozpur Road, WASHIM - 431707
Gender - Tanks	Women, Women
Telephone No. with STD Code	0202 241199
Fax No. with STD Code	0202 241199
Email ID	trust@drsdushinwal.com
Website	www.drsdushinwal.com
Registration No. under Sec. 12C(1)	11114/2000/01/12C(1)
Year of Establishment of the trust	2000
PAN No. / TAN No.	22BCL3075G-109900130

Indicate Trustee Details Details of Trustee as per the information recorded with the Charity Commissioner  
 Attach the copy of change report accepted by the Charity Commissioner.  Yes

## Trustee Details

Sr.No	Name of Trustee	Designation	Profession of Trustee	Whether Trustee Working as Employee in The Same Institution
1	SMT SUSHILA SHYAMJIJI DUSHINWAL	TRUSTEE	ADVOCATE	NO
2	MRS RESHMA SANJAY DUSHINWAL	TRUSTEE	EDUCATIONIST	NO
3	SALMIYASANJAY DUSHINWAL	MEMBER OF THE TRUST	SURVIVOR	NO
4	DR ANAND KULKARNI	MEMBER OF THE TRUST	INDIVIDUAL	NO
5	DR SANJAY SHYAMJIJI DUSHINWAL	SECRETARY	EDUCATIONIST	NO

## Name of all the educational institutions established/ funded/ operated by the Trust/ Society

Sr.No	Name of College / Institute or Activity (e.g. Hospital / Institute / Cottage / Home etc.)	Address	Code No.	Foundation Year	Course Run
1	CIDARBHAI INSTITUTE OF PHARMACY	22, U. Road, Anandnagar, District Pherozpur Road, WASHIM	11114	00	DIPLOMA IN PHARMACY

## Name of the Courses

Sr.No	Stream	Course	Duration	SI 2021-22	SI 2020-21	SI 2019-20	SI 2018-19	SI 2017-18	SI 2016-17
1	PH	PHARMACY	1	100	0	0	0	0	0



**FORM B Proforma for information of Institutes**

Course Information																					
Sr No	Stream	Course	D	SI 2021-22			SI 2020-21			SI 2019-20			SI 2018-19			SI 2017-18			SI 2016-17		
				Sl	LE	OR	Sl	LE	OR	Sl	LE	OR	Sl	LE	OR	Sl	LE	OR	Sl	LE	OR
1	Ph	PHARMACY																			

**Institute Information**

Address: JINJINA, DEWARI  
 Village: ANJUNGA, DEWARI  
 District: Jharkhand  
 PIN Code: 844201  
 Year of Establishment: 2011  
 Telephone No. (With STD code): 07577-26646  
 Mobile Number & WhatsApp Number: 919757726646  
 E-Mail ID: jrcpharm@rediffmail.com  
 Web Site: www.jrcpharm.com  
 Whether land or building situated in the possession of public body: No  
 Type of Unit: Full-time  
 Location of college: Urban (near or within city/town)  
 College is established/located at: No  
 Whether Attached to Government/Autonomous/Aided/Other Govt Staff (Teaching and Non-Teaching): Yes  
 NAAC Recognition (Applicable must be valid certificate): No  
 Whether college is autonomous: No  
 College NRI Recognition under the Act: No  
 BUDGETARY guarantee of State Government: No  
 Term number of course/program/degree/diploma/ certificate & semester start by the college: 1  
 Placement of students: 0  
 Name of the Director / Principal or in-charge: DR. S. JYOTI KUMAR, DEWARI, ANJUNGA  
 Person duly authorized in terms of section 2 (c) of the Act: N. K. BISHAI, DEWARI, ANJUNGA, JHARKHAND, PIN CODE: 844201, Mobile No: 919757726646

Section	App. Type	College or Branch	Registration No.	Address	Phone
1	Ph	DEWARI	000	DEWARI	000

**Bank Details of Institute/College**

Sr. No	Bank Name	Account No.	Branch Name				
			1	2	3	4	5
1	INDIAN BANK OF INDIA	12345678901234567890	WASHING				

**Form B2**

(A) Total No. of Students (under Class) including PwD through National Institutes: 0  
 (B) Total No. PwD Foreign National Students for the Course: 0  
 Year of recognition by regulatory body: 2011  
 Name of the University/Board (affiliated body or awarding authority): Jharkhand  
 Whether Permitted by State Govt: Yes  
 Branch Faculty/State: DEWARI  
 Total No. of departments of the Department: 10 DEWARI  
 Total cost of Examinations of the Department for the Year: 10 DEWARI  
 Total Cost of Examinations of the Department including examination fee in Ex-Gratia Working condition: A/PG 10 DEWARI  
 Total cost of Examinations of the Department including Ex-Gratia fee for Ex-Gratia Working condition: B/PG 10 DEWARI

Whether Library facility is available (Departmental/Institutional/Other)	Library (If yes give details)	B) Campus Area & Use for Library (Ac Sq. Mtr)	Facilities in Department Library	
			1	2
	Yes	100	Spacious Reading Room	
			Many books available for reading	
			Daily News & paper available	
			Well furnished library	

No. of Staff	Teaching Staff	Super. Grade/Staff strength	Posts filled in			Total Posts or Posts	Vacant Posts
			Regular	Adhoc	Contract		
0			0	0	0	0	
8			8	0	0	8	
0			0	0	0	0	

**Form B3**

Sectors - Total Staff	Total number of students	Sanctioned Institute (00)			Sanctioned by Govt (00)
		Regular	Adhoc	Contract	
8	0	0	0	0	0
0	0	0	0	0	0
Non Teaching Staff (in the Department)	Approved strength	Posts filled in			Total Posts
		Regular	Adhoc	Contract	
3	3	0	0	3	
14	14	0	0	14	
0	0	0	0	0	



Ratio of Non-Teaching + Teaching Staff	1:1	0	0	0
Form B5	15 Safety plan in the well - Whether is in place. (R) (N) (P) (C) (O) (S) (T) (U) (V) (W) (X) (Y) (Z)			
16 Whether thinking of opening / Rental in college / Institute	Yes	No	Yes	No
	Capital Investment / Non-Debt Capital	0	0	0
	Operating Annual expenditure / Annual Op. Cost	0	0	0
17 Whether thinking of opening / Rental in college / Institute	Yes	No	Yes	No
Operating Annual expenditure / Annual Op. Cost	0	0	0	0
18 Whether thinking of opening / Rental in college / Institute	Yes	No	Yes	No
Operating Annual expenditure / Annual Op. Cost	0	0	0	0

Particulars	College / Institute / Board		
	2023-24 (Rs. in Lakhs)	2022-23 (Rs. in Lakhs)	2021-22 (Rs. in Lakhs)
a. Land/Plot	0	0	0
b. Building (Floor area in Sq. Mtr)	100000	100000	100000
c. Lab. / Workshop	0	0	0
d. Laboratory equipment	100000	100000	100000
e. Books	100000	100000	100000
f. Furniture & other misc.	100000	100000	100000
g. Vehicle	0	0	0
h. Other	100000	100000	100000
<b>Total</b>	<b>1000000</b>	<b>1000000</b>	<b>1000000</b>

Form B6		Fees collected during last year (per student for UG course)	
Year	No. of students	Total Fee Collected	Average Fee per student
2021-22	0	0	0
1 <sup>st</sup> Year	0	0	0
2 <sup>nd</sup> Year	0	0	0
3 <sup>rd</sup> Year	0	0	0
4 <sup>th</sup> Year	0	0	0
5 <sup>th</sup> Year	0	0	0
Form B7		Fees collected during last year (per student for PG course)	
Year	No. of students	Total Fee Collected	Average Fee per student
2021-22	0	0	0
1 <sup>st</sup> Year	0	0	0
2 <sup>nd</sup> Year	0	0	0
3 <sup>rd</sup> Year	0	0	0
4 <sup>th</sup> Year	0	0	0
5 <sup>th</sup> Year	0	0	0
6 <sup>th</sup> Year	0	0	0
7 <sup>th</sup> Year	0	0	0
8 <sup>th</sup> Year	0	0	0
9 <sup>th</sup> Year	0	0	0
10 <sup>th</sup> Year	0	0	0
11 <sup>th</sup> Year	0	0	0
12 <sup>th</sup> Year	0	0	0
13 <sup>th</sup> Year	0	0	0
14 <sup>th</sup> Year	0	0	0
15 <sup>th</sup> Year	0	0	0
16 <sup>th</sup> Year	0	0	0
17 <sup>th</sup> Year	0	0	0
18 <sup>th</sup> Year	0	0	0
19 <sup>th</sup> Year	0	0	0
20 <sup>th</sup> Year	0	0	0
21 <sup>st</sup> Year	0	0	0
22 <sup>nd</sup> Year	0	0	0
23 <sup>rd</sup> Year	0	0	0
24 <sup>th</sup> Year	0	0	0
25 <sup>th</sup> Year	0	0	0
26 <sup>th</sup> Year	0	0	0
27 <sup>th</sup> Year	0	0	0
28 <sup>th</sup> Year	0	0	0
29 <sup>th</sup> Year	0	0	0
30 <sup>th</sup> Year	0	0	0
31 <sup>st</sup> Year	0	0	0
32 <sup>nd</sup> Year	0	0	0
33 <sup>rd</sup> Year	0	0	0
34 <sup>th</sup> Year	0	0	0
35 <sup>th</sup> Year	0	0	0
36 <sup>th</sup> Year	0	0	0
37 <sup>th</sup> Year	0	0	0
38 <sup>th</sup> Year	0	0	0
39 <sup>th</sup> Year	0	0	0
40 <sup>th</sup> Year	0	0	0
41 <sup>st</sup> Year	0	0	0
42 <sup>nd</sup> Year	0	0	0
43 <sup>rd</sup> Year	0	0	0
44 <sup>th</sup> Year	0	0	0
45 <sup>th</sup> Year	0	0	0
46 <sup>th</sup> Year	0	0	0
47 <sup>th</sup> Year	0	0	0
48 <sup>th</sup> Year	0	0	0
49 <sup>th</sup> Year	0	0	0
50 <sup>th</sup> Year	0	0	0

Form B8	(A) Administrative Staff in the Institute / College
Name of the Principal / Director	DR SANJAY BHIVNARAYAN JUSHINDWAR
Regular Incharge	Principal
Pay Scale	111

Sl. No.	Name	Appoint Type	Appoint Date	Joining Date	Screening Mark	Faculty Type	Pay Scale	Grade Pay
1	HA/ARUNJANAM TVANIKAM	Regular	2021-07-01	2021-08-01	85	Administrative	111 (12000)	5000
2	TALANKAR YUGTA RAMKRISHNA	Regular	2021-07-01	2021-08-01	81	Administrative	111 (12000)	5000
3	CHATABBAR MANGU SHA ANANTA	Regular	2021-07-01	2021-08-01	81	Administrative	111 (12000)	5000
4	EDGE SMITHRAI RADH	Regular	2021-08-01	2021-08-01	81	Administrative	111 (12000)	5000
5	GOTE KAJIN KAMDEVA	Regular	2021-07-01	2021-08-01	81	Administrative	111 (12000)	5000
6	GOTE ANIL BHASKAR	Regular	2021-07-01	2021-08-01	81	Administrative	111 (12000)	5000
7	KADAM GANESH MADHUKAR	Regular	2021-07-01	2021-08-01	81	Administrative	111 (12000)	5000
8	KALE NITESH BHASKAR	Regular	2021-07-01	2021-08-01	81	Administrative	111 (12000)	5000
9	JOGDAND USHA SHIVAJI	Regular	2021-07-01	2021-08-01	81	Administrative	111 (12000)	5000
10	YARGADE ANURAM	Regular	2021-07-01	2021-08-01	81	Administrative	111 (12000)	5000
11	DR INGADE PRADIP SURESHJI	Regular	2021-07-01	2021-08-01	81	Administrative	111 (12000)	5000
12	TOONAR BABAN DHEEPAK	Regular	2021-07-01	2021-08-01	81	Administrative	111 (12000)	5000
13	GIRHE BTE RAJ	Regular	2021-07-01	2021-08-01	81	Administrative	111 (12000)	5000
14	INGOLE SANGHADA BHAVJI	Regular	2021-07-01	2021-08-01	81	Administrative	111 (12000)	5000
15	INGOLE BHARATH SUDASHILAK	Regular	2021-07-01	2021-08-01	81	Administrative	111 (12000)	5000
16	BHAT VIJAYASHANKAR	Regular	2021-07-01	2021-08-01	81	Administrative	111 (12000)	5000
17	KALE BRAGWAT TUKARAM	Regular	2021-07-01	2021-08-01	81	Administrative	111 (12000)	5000
18	NARAYAN ADARSH DHEEPAK	Regular	2021-07-01	2021-08-01	81	Administrative	111 (12000)	5000
19	GHUGE NILASHANKAR	Regular	2021-07-01	2021-08-01	81	Administrative	111 (12000)	5000
20	MURHAWALE SANDEEP SHANKAR	Regular	2021-07-01	2021-08-01	81	Administrative	111 (12000)	5000
21	INDRANATHJI VITTHALJI	Regular	2021-07-01	2021-08-01	81	Administrative	111 (12000)	5000
22	ARI HIRPAJI NARAYAN	Regular	2021-07-01	2021-08-01	81	Administrative	111 (12000)	5000
23	BALATKAR MUKULI SHASHIBHAI	Regular	2021-07-01	2021-08-01	81	Administrative	111 (12000)	5000
24	BHAKRE SUDAM UDDEGAN	Regular	2021-07-01	2021-08-01	81	Administrative	111 (12000)	5000
25	BATHODHARISHRUMAR KAMALAKAR	Regular	2021-07-01	2021-08-01	81	Administrative	111 (12000)	5000
26	TUSISTWAL DR SANJAY HIMANSHU	Regular	2021-07-01	2021-08-01	81	Administrative	111 (12000)	5000
27	PATE ADITYA VASANTJI	Regular	2021-07-01	2021-08-01	81	Administrative	111 (12000)	5000
28	JAMBHUR NARALAKSHI SHANKAR	Regular	2021-07-01	2021-08-01	81	Administrative	111 (12000)	5000
29	GANWAR NEHA SHASHIBHAI	Regular	2021-07-01	2021-08-01	81	Administrative	111 (12000)	5000



11/9/22, 11:01 AM

FEEES REGULATING AUTHORITY - 2023-24

Sl No	Name of the Candidate	Register	2022-23 Fee	2023-24 Fee	PH	Teaching	Non-Teaching	Total
30	DAVE DHANSHYAM YADAV	Pharmacy	2000-00-00	2000-00-00	PH	Teaching	15000-00-00	17000-00-00
31	BHOVAR SUNIL MAHAJANI	Pharmacy	2000-00-00	2000-00-00	PH	Teaching	15000-00-00	17000-00-00
32	THUSARE SWATI HIRAJI	Pharmacy	2000-00-00	2000-00-00	PH	Teaching	15000-00-00	17000-00-00
33	JAJI MAHESH SURISH BANORA	Pharmacy	2000-00-00	2000-00-00	PH	Teaching	15000-00-00	17000-00-00
34	MARJULHA FETVALI	Pharmacy	2000-00-00	2000-00-00	PH	Teaching	15000-00-00	17000-00-00
35	BHISE MANGESH D. ATTE	Pharmacy	2000-00-00	2000-00-00	PH	Teaching	15000-00-00	17000-00-00
36	CARANE AMOL RAMBHU	Pharmacy	2000-00-00	2000-00-00	PH	Teaching	15000-00-00	17000-00-00

(a) Student / Teacher Ratio (Total no. students & teachers of each course in the college)

Sl No	Course	Total Students (Total Capacity)	Student-Teacher Ratio	Actual Teaching staff to be employed in the starting pattern	Minimum teaching staff to be employed in the starting pattern	If teaching staff employed is less than required staff of non-teaching staff then 5% of excess non-teaching staff
1	PH	100	10:1			0

(b) Teaching To Non-Teaching Ratio -

Sl No	Course	Teaching Staff	Non-Teaching Staff
1	PH		

Excludes of administrative personnel, Parkers & other staffed & non staffed staff

VERIFICATION

(The person signing the verification is/are not/are not necessarily a member/s of the administrative authority for the purpose of knowledge. An affidavit is to be submitted with the verification form.)

I, Dr. SANJAY TOSHNEVAL daughter of SHIONARAYAN Principal



Date: 09/11/2022  
Place: WASHIM  
Signature: [Handwritten Signature]

PH/1264

11/9/22, 11:01 AM

FEE REGULATING AUTHORITY - 2023-24

FORM-C Central Library Facility

Total No of student in the institution		08	
Reading hall capacity		110	
Total carpet Area Sq.Mtr		150	
Total Cost of			
i)	No. of Titles	1000	
ii)	No. of Books	10	
iii)	No. of National Journals	10	
iv)	No. of International Journals	0	
v)	New Testing Journal	0	
Total Cost of			
i)	Books	25	Lakhs
ii)	Subscription for Journals	1.25	Lakhs
iii)	Cost of Printing	24.7	Lakhs
iv)	Whether Term Journals available	1	
v)	Whether Internet facility is available	None/9.40	0%
vi)	No. of Computers available in library	010	11
vii)	Whether multimedia resource available	015	00
viii)	Whether digitization of books available	0%	0%
ix)	Any other facilities provided in addition to above	0%	0%



Date: 09/11/2022

Place: WASHIM

*[Handwritten Signature]*

Page 1264

Signature and Seal of person authorized in terms of section 2(9) of...

FORM-01 Information of Central Computing Facilities in the Institute

1	Whether the system computing facility is available		Y
2	Number of PTH or equivalent and other PC available		10
3	Whether legal version of Windows & Application Software available		Y
4	Number of System Software available		11
5	Number of Application Software available		20
6	Number of Servers available (e.g. CRM, Billing, Library)		4
7	Number of Access Point		4
8	Data center for present use available		Y
9	Whether the connection (UPS) has an auto shutdown on power cut (yes or no)		Y
10	Whether the Campus is Secured?		Y
11	Whether the Laboratories are Secured through LAN		Y
12	Whether an internet connection is available		Broadband
13	If yes specify type (Broadband, DSL, Land Line, etc.)		100
14	Specify Bandwidth available		100
15	Specify compression rate		100
16	Cost of Hardware of Computer Centre	Rs. Lakh	20000
17	Cost of Software of Computer Centre	Rs. Lakh	10000
18	Cost of Furniture of Computer Centre	Rs. Lakh	10000
19	Annual cost of the Internet Services in Rs. in Lakhs	Rs. Lakh	20000
20	1. System Manager	Y	0
	2. System Analyst	Y	0
	3. Computer Programmer	Y	0
	4. Electronic Operator	Y	50
	5. Non-Teaching Staff	Y	50
	6. Maintenance Staff	Y	50

Date: 09/11/2022  
 Place: WASHIM  
 Signature and Seal of person authorized in terms of section 2(1) of the Act with Cont. No. PH/2024



FORM-B

Sr No	Particulars	Actual requirement of Staff as per respective Council norms	Actual appointed
1	ASSISTANT PROFESSOR		
2	CLERK		
3	LAB TECHNICIAN		
4	LAB ATTENDANT		
5	MEUN		
6	OPERATOR		
7	STORE KEEPER LAB TECHNICIAN		
8	PRINCIPAL		
9	LIBRARIAN - (S&T) LIBRARIAN		
10	OFFICE SUPERINTENDENT		
11	SWEEPER		
12	WATCHMAN & BELLBOY		
13	SUPPORTIVE STAFF		
14	LECTURER		



Date: 09/11/2022  
 Place: Waghim  
 Signature: [Handwritten Signature]

PH/12/64



## FEES REGULATING AUTHORITY - 2023-24, Mumbai

MHE State Public School Building, 50, Prabhakar Marg, Bandra (W), Mumbai - 400015 (MS) (INDIA)



## Online Fee Approval Proposal for Academic Year 2023-24

Name of the College/Institute:	PHILIP JESU CATHOLICAL EDUCATIONAL AND RESEARCH SOCIETY'S NIDARHIN COLLEGE OF PHARMACY
Address:	WINGHOLE ROAD

To  
The Hon'ble Chairman,  
Fees Regulating Authority  
Mahatma Jyoti  
Mumbai - 400015

Income Details			Segmental Information of Income				
Sr. No	Income Head	Total Income	PH	Non-ERA	Home	Hospital	Total
1	TUTION FEE & RESIDENTMENT FEE	10322452	655947	9931101	0	0	0
2	LEARNING MATERIAL	7238	0	7238	0	0	0
3	EXAM FEE	13389	7489	5900	0	0	0
4	OTHER	18712	1346	14466	0	0	0
5	PROFIT / EXCESS EXPENDITURE OVER INCOME	888136	449136	0	0	0	0
<b>Total Income</b>		<b>20368177</b>	<b>1117918</b>	<b>10250201</b>	<b>0</b>	<b>0</b>	<b>0</b>

Income Conversion Details			Segmental Information of Income Conversion				
Sr. No	Income Head	Total Income	PH	Non-ERA	Home	Hospital	Total
1	PROFIT / EXCESS EXPENDITURE OVER INCOME	449136	Total 449136 Balance 0	0	0	0	0
2	ALL RECEIPT OTHER THAN ABOVE UNDER WILL COVER HEAD	77440	Total 77440 Balance 0	69225	0	0	0
3	INTEREST ON LHM	290	Total 290 Balance 0	226	0	0	0
4	LX (LEAVING CERTIFICATE) FEE INCOME	1400	Total 1400 Balance 0	700	0	0	0
5	BANK INTEREST INCOME	7177	Total 7177 Balance 0	7177	0	0	0
6	EXAM FEE INCOME	1900	Total 1900 Balance 0	1200	0	0	0
7	DEVELOPMENT FEE	100730	Total 100730 Balance 0	84725	0	0	0
8	Tuition Fee	1237714	Total 1237714 Balance 0	1019881	0	0	0
<b>Total Income</b>		<b>1176817</b>	<b>1027136</b>	<b>1019881</b>	<b>0</b>	<b>0</b>	<b>0</b>
<b>Total Inductible Income</b>		<b>0</b>	<b>0</b>	<b>0</b>	<b>0</b>	<b>0</b>	<b>0</b>

Expenses Details			Segmental Information of Expense				
Sr. No	Expense Head	Total Expense	PH	Non-ERA	Home	Hospital	Total
1	ADMIT & BIRTH CHARGE	1013	1013	9486	0	0	0
2	AFFILIATION (ADMIT) CHRG & EXCESS FEE	60000	4200	7370	0	0	0
3	FINANCE CHARGES	1000	1000	900	0	0	0
4	SALARIES & REMUNERATIONS	1497628	820000	474707	0	0	0
5	REPAIRS & MAINTENANCE	282202	106819	85788	0	0	0
6	STAFF & STUDENT WELFARE EXPENSE	57962	20000	11678	0	0	0
7	LAB EXPENSES	7714	8874	1877	0	0	0
8	OFFICE & NON-FUEL	6000	6000	2602	0	0	0
9	CSWS (BANK) CHRG	6000	6000	5000	0	0	0
10	TD DEFER COSTS	64000	54000	0	0	0	0
11	ESTABLISHMENT EXPENSES	10121	7021	9100	0	0	0
<b>Total Expense</b>		<b>270818</b>	<b>108237</b>	<b>109241</b>	<b>0</b>	<b>0</b>	<b>0</b>

Expenses Conversion Details			Segmental Information of Expense				
-----------------------------	--	--	----------------------------------	--	--	--	--

Main Head	Sub-Head	Total Expenses	PN	Non PNA, (2023)	Month	Approved	Total
Salary - Teaching Staff	PN	1000000	Total 1000000 Paid 1000000 Provision for Contingency 0	1000000	0	0	0
Salary - Teaching Staff	non-teaching staff insurance	20000	Total 20000 Paid 20000 Provision for Contingency 0	20000	0	0	0
Salary of Non-Teaching Staff Regular/Adhoc	PN	400000	Total 400000 Paid 400000 Provision for Contingency 0	400000	0	0	0
Salary of Non-Teaching Staff Regular/Adhoc	non-teaching staff insurance	10000	Total 10000 Paid 10000 Provision for Contingency 0	10000	0	0	0
Affiliation	Affiliation fee (Public Affiliation) (2023)	100000	Total 100000 Paid 100000	100000	0	0	0
Affiliation	Registration Fee (2023)	5000	Total 5000 Paid 5000	5000	0	0	0
Affiliation	University Affiliation Fee (2023)	100000	Total 100000 Paid 100000	100000	0	0	0
University Fee and Fee (Students)	University Fee (2023)	100000	Total 100000 Paid 100000	100000	0	0	0
Insurance	Health Insurance	10000	Total 10000 Paid 10000	10000	0	0	0
Insurance	Building Insurance	10000	Total 10000 Paid 10000	10000	0	0	0
Property Insurance	Building Insurance (2023)	145000	Total 145000 Paid 145000	145000	0	0	0
Repair and Maintenance	Repair & Maintenance expenditure on Accommodation & Security (2023)	100000	Total 100000 Paid 100000	100000	0	0	0
Repair and Maintenance	Repair & Maintenance expenditure on Accommodation & Security (2023)	100000	Total 100000 Paid 100000	100000	0	0	0
Repair and Maintenance	Repair & Maintenance expenditure on Accommodation & Security (2023)	100000	Total 100000 Paid 100000	100000	0	0	0
Repair and Maintenance	Repair & Maintenance expenditure on Accommodation & Security (2023)	100000	Total 100000 Paid 100000	100000	0	0	0
Transport Charges	Transport charges for provided vehicles (2023)	100000	Total 100000 Paid 100000	100000	0	0	0
Grant Fee	Grant Fee (2023)	10000	Total 10000 Paid 10000	10000	0	0	0
Fee Regulating Authority Fee	Processing Fee (2023)	10000	Total 10000 Paid 10000	10000	0	0	0
Admission Regulate Authority	Admission Fee (2023)	10000	Total 10000 Paid 10000	10000	0	0	0
Expenses of Admissions	Admission Fee (2023)	10000	Total 10000 Paid 10000	10000	0	0	0
Expenses of Admissions	Admission Fee (2023)	10000	Total 10000 Paid 10000	10000	0	0	0
Expenses of Admissions	Admission Fee (2023)	10000	Total 10000 Paid 10000	10000	0	0	0

Account	Description	Amount	Total	0100	0200	0300	0400
Expenses related to Station	Station with printer & printer expense	2500	Total 16750 16750	7020	0	0	0
Bank Interest / Commission Charge	Bank Commission Charge	1000	Total 13950 13950	1070	0	0	0
Cybersecurity services	Comcast Security Fee Fee	3000	Total 20700 20700	7300	0	0	0
Meeting Fees and Expenses	Conference Traveling for members & staff	5000	Total 69500 69500	1000	0	0	0
Communication Expenses	Internet Service	1000	Total 10800 10800	1000	0	0	0
Communication Expenses	Telephone Phone Service	1000	Total 14700 14700	100	0	0	0
Communication Expenses	Phone charges	1000	Total 15700 15700	0	0	0	0
Printing and Stationery	Printing and Stationery	1000	Total 16700 16700	2000	0	0	0
Printing and Stationery	Printing and Stationery	10500	Total 17750 17750	0	0	0	0
Equipment Expenses	Office	10000	Total 18750 18750	0	0	0	0
Equipment Expenses	Office	10000	Total 19750 19750	0	0	0	0
Laboratory Material and Other Consumable for College	Laboratory Material	10000	Total 20750 20750	0	0	0	0
Laboratory Material and Other Consumable for College	Laboratory Material	10000	Total 21750 21750	0	0	0	0
Laboratory Material and Other Consumable for College	Laboratory Material	10000	Total 22750 22750	0	0	0	0
Other Expense	Printing and Stationery	10000	Total 23750 23750	0	0	0	0
Other Expense	Printing and Stationery	11000	Total 24850 24850	0	0	0	0
Depreciation	Printing and Stationery	50000	Total 29850 29850	0	0	0	0
Magnetic Storage (hard disk, backup)	Magnetic Storage (hard disk, backup)	2000	Total 31850 31850	0	0	0	0
Rent	Rent for college building and related	100000	Total 41850 41850	0	0	0	0
<b>Total Expenses</b>		<b>270000</b>	<b>126520</b>	<b>64100</b>	<b>0</b>	<b>0</b>	<b>0</b>
<b>Total Current Expenses</b>		<b>270000</b>	<b>126520</b>	<b>64100</b>	<b>0</b>	<b>0</b>	<b>0</b>

**FOR OFFICE USE ONLY**

Remittance for approved expenses (Enclosure 1) 2023-24

Prepared by: [Name]

Accepted:

Received as per [Name] [Signature] [Date]

Date:

[Signature]







FEE REGULATING AUTHORITY - 2023-24

Sr	Sl	Category	Appr	Fac	Name	Acad	Gr	Pr	Sub	Bank	Pr	Pr	Pr	Pr	Pr	Pr
24	Administrative	Regular	Not Approved	Yes	KADAM GAJANE MADHUKAR	2023-24	CA	PH	Non_PRA	Approved and Submitted	7540210001210 UNION BANK OF INDIA	Non-Interest Free	300000	300000	0	0
25	Administrative	Regular	Not Approved	Yes	BRADARATHI SRIKALI	2023-24	CA	PH	Non_PRA	Approved and Submitted	7540210001491 UNION BANK OF INDIA	Non-Interest Free	200000	200000	0	0
26	Administrative	Regular	Not Approved	Yes	KALE NEELI SUDHAKAR	2023-24	CA	PH	Non_PRA	Approved and Submitted	7540210001490 UNION BANK OF INDIA	Non-Interest Free	250000	250000	0	0
27	Administrative	Regular	Not Approved	Yes	VARDHANI RAMI	2023-24	CA	PH	Non_PRA	Approved and Submitted	7540210001490 UNION BANK OF INDIA	Non-Interest Free	200000	200000	0	0
28	Administrative	Regular	Not Approved	Yes	RAJESH DASARAO	2023-24	CA	PH	Non_PRA	Approved and Submitted	7540210001490 UNION BANK OF INDIA	Non-Interest Free	200000	200000	0	0
29	Administrative	Regular	Not Approved	Yes	GIRI, HIRAK	2023-24	CA	PH	Non_PRA	Approved and Submitted	7540210001490 UNION BANK OF INDIA	Non-Interest Free	150000	150000	0	0
30	Administrative	Regular	Not Approved	Yes	INDU DEVI SHRI SURESH	2023-24	CA	PH	Non_PRA	Approved and Submitted	7540210001491 UNION BANK OF INDIA	Non-Interest Free	200000	200000	0	0
31	Administrative	Regular	Not Approved	Yes	NARAYAN SHRI BHANUBHAI	2023-24	CA	PH	Non_PRA	Approved and Submitted	7540210001490 UNION BANK OF INDIA	Non-Interest Free	170000	170000	0	0
32	Administrative	Regular	Not Approved	Yes	ZAMRUD BHAIRAV	2023-24	CA	PH	Non_PRA	Approved and Submitted	7540210001490 UNION BANK OF INDIA	Non-Interest Free	182000	182000	0	0
33	Administrative	Regular	Not Approved	Yes	HARSH BHAIRAV BHANUBHAI	2023-24	CA	PH	Non_PRA	Approved and Submitted	7540210001490 UNION BANK OF INDIA	Non-Interest Free	100000	100000	0	0
34	Administrative	Regular	Not Approved	Yes	KALE BHANUBHAI SUDHAKAR	2023-24	CA	PH	Non_PRA	Approved and Submitted	7540210001490 UNION BANK OF INDIA	Non-Interest Free	150000	150000	0	0
35	Administrative	Regular	Not Approved	Yes	BRINGARI SHRI SUDHAKAR	2023-24	CA	PH	Non_PRA	Approved and Submitted	7540210001491 UNION BANK OF INDIA	Non-Interest Free	150000	150000	0	0
36	Administrative	Regular	Not Approved	Yes	INDU BHAIRAV BHANUBHAI	2023-24	CA	PH	Non_PRA	Approved and Submitted	7540210001490 UNION BANK OF INDIA	Non-Interest Free	300000	300000	0	0
													Total Non-Teaching Faculty		18	
													Total Approved Faculty		22	
													Total Non-Approved Faculty (Including Payment Set for Approval)		22	
													Total Annual Salary - Teaching			10554888 ( 17%)
													Total Annual Salary - Administrative			1441000 ( 23%)
													Total Annual Salary			14995888
													Total Bank P/o			1517612
													Total Credit P/o			250000
													Total DDA P/o			160180
													Total DCA P/o			4704000
													Total TA P/o			381100
													Total PF (Salary) P/o			114400
													Total PF (Other) P/o			0
													Total PF (Provisionary) P/o			19400

भारतीय गैर न्यायिक

एक सौ रुपये

Rs. 100

रु. 100

ONE HUNDRED RUPEES

भारत INDIA

INDIA NON JUDICIAL

महाराष्ट्र MAHARASHTRA

2021

ZL 704561



अभिप्रेत



(For the aforesaid No. 2022-20)

1. Smt. Gulabshyamrao Toshwal, aged 72 Years, residing at Lalwadi, Mumbai, the President of Dr. K. K. Toshwal Educational and Research Trust Mumbai, being the original Member Institute of Pharmacy, Mumbai, do hereby make oath and state as sworn affirmation as under:-

2. By the resolution no. 12 passed by the Managing Committee / Governing Body of the Trust in its meeting held on 15/10/2022, I was authorized to appoint and use this official in support of the law property conducted for approval of the aforesaid under section 3(1) of the Trust Act by Justice Private Educational Educational Institutions (Regulation of Administration) Act 1993, Act 2005.



1 Page



MEMORANDUM No. 29 1924

- 1. मुद्रा विभाग के कार्यालय में निम्नलिखित
- 2. अर्थशास्त्रज्ञ
- 3. 1924-25 के बजट में निम्नलिखित
- 4. अर्थशास्त्रज्ञ
- 5. अर्थशास्त्रज्ञ
- 6. अर्थशास्त्रज्ञ
- 7. अर्थशास्त्रज्ञ
- 8. अर्थशास्त्रज्ञ
- 9. अर्थशास्त्रज्ञ
- 10. अर्थशास्त्रज्ञ

Secretary to Government  
Finance Department

महोदय का लक्ष्य

...

...

...







10. Further state that in respect of amount(s) being charged and collected from the student(s) for any extra-curricular, co-curricular, etc.

11. That my and parent, guardian, who till the student after 31 March 2022, has been shown as employed in the last year details provided in the proposed form.

12. I hereby declare that the information provided in the proposed form is correct to the best of my knowledge and belief and the Member of the Museum's Committee shall be liable for the action under section 20 of The National Law Unaided Private Professors' Association (Regulation of Admission and Fees) Act, 2012 and under Parent/Guardian.

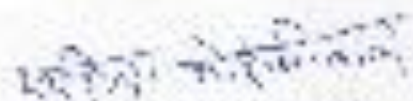
13. Our college/university and the Management will be liable for the payment of certain expenditure to the extent of 50% of such amount charged and drawn by the Fee-Regulating Authority if the payment or any amount made in the proposed form on to be any misreading or in gross appreciation of fees and conduct fee as well as non-compliance and submission of documents by the college/university.

14. Our college/university to refund the excess fee to the student if the college/university fee is found to be more than the fee approved by the Fee-Regulating Authority.

15. Our college/university to refund the excess amount of scholarship to the concerned department of the State Government if the fee has recovered as scholarship fee is found to be more than the fee approved by the Fee-Regulating Authority.

Signature


Name: Wahini  
Date: 04/11/2022

  
(Smt. Sushila S. Toshkar)  
President,  
CRSJK Toshkar (H.C. & P.O. 1145) Waghari



  
(Dr. Sanjay S. Karwar)  
Director/Principal

Waghari Institute of Pharmacy, Waghari  
(Person duly authorized in terms of section  
2(f) of The National Law Unaided Private  
Professors' Association (Regulation of  
Admission and Fees) Act, 2012)

**BEFORE ME**  
  
**ABHAY C. GHUDE**  
Advocate  
Govt. of Maharashtra  
Dist. Waghari

Waghari and sole and affirmed before me on 04/11/2022 at Waghari

**AFFIDAVIT**

Solemnly Affirmed before me  
By, Smt / Smt. Sushila S. Toshkar  
R/O. Waghari  
To Waghari Dist. Waghari  
Who Identified By Smt. S. Karwar  
Whom He / She is Personally Known



**ATTESTED**

*Attest*  
**ABHAY C. GHUDE**  
8 COM. LL. E.  
ADVOCATE & NOTARY  
REG. NO. 12080/1166  
COM. LL. E. WASHIM  
DIST. WASHIM

WITNESSES

ABHAY C. GHUDE

WITNESSES

ABHAY C. GHUDE

WITNESSES

ABHAY C. GHUDE

WITNESSES

ABHAY C. GHUDE

WITNESSES

ABHAY C. GHUDE

WITNESSES

ABHAY C. GHUDE

WITNESSES


ABHAY C. GHUDE


FORM A-1

Audit report for fee proposal submitted to FEE REGULATING AUTHORITY,  
Maharashtra

1. I have examined the balance sheet as on 31st March 2022 and the Income and Expenditure Account for the period beginning from 01.04.2021 ending on 31.3.2022 attached herewith, of Maharashtra Institute of Pharmacy, Washim (College Code: 1264) for B. Pharm Course at Washim.
2. I certify that the balance sheet and the Income and Expenditure account are in agreement with the books of account.
3. I certify that the mercantile method of accounting is followed while preparing books of accounts and preparing Income & Expenditure Account and Balance Sheet of the course as at 31st March 2022.
4. (a) I have obtained all the information and explanations which, to the best of my knowledge and belief, were necessary for the purpose of the audit.  
(b) In my opinion, proper books of accounts have been kept by the firm and as appears from my examination of the books.  
(c) In my opinion and to the best of my information and according to the explanations given to me, the said statements, read with notes thereon, if any, give a true and fair view :-  
(i) In the case of the Income Sheet, of the state of the affairs of the course as at 31st March 2022;  
And  
(ii) In the case of the Income and Expenditure Account, of the affairs of the course for the year ended on that date.  
(d) The statement of particulars required to be furnished to FRA relating to the course for which fees proposal is submitted and given herewith as Form No. A-2.
5. In my opinion and to the best of my information and according to explanations given to me the particulars given in the said Form No. A-2 are true and correct.

For SHARDA N. V. & CO.  
CHARTERED ACCOUNTANTS



  
N. V. SHARDA  
PROPRIETOR  
M. NO. 11540  
UIN: 22031540AQIDFH1451







**Dr. B. K. Teachers' Educational & Research Trust**  
**Pharmaceutical Institute of Pharmacy, College of Pharmacy**  
**Statement of Income & Expenditure for the year ending 2021/2022**



11/11/22

Particulars	S.No	RS.	Particulars	S.No	RS.
Dr. Salim & Associates		1,41,428	By Profit	11	1,41,428
			Divided Income	12	1,41,428
Dr. Salim, Proprietor & Share Holder	2	9,52,188			
Dr. M. S. Prof. Shrivastava	3	1,42,838			
			Dr. Deenanath Desai, Donor		44,21,783
Dr. J. K. Patil, Donor	4	17,36,738	Dr. Deenanath Desai, Donor		
Finance Charge	5	6,000			
Lab Expenses	6	1,27,256			
Office & Misc. Exp.	7	24,017			
Repairs & Maintenance	8	38,13,877			
Salaries for staff/Students/Contractors	9	2,71,621			
Usage of Drugs	10	5,29,001			
To Donor/Donor	11	5,43,000			
<b>TOTAL</b>		<b>21,73,547</b>		<b>TOTAL</b>	<b>21,73,547</b>

For  
 Dr. B. K. Teachers' Educational & Research Trust  
 Pharmaceutical Institute of Pharmacy, College of Pharmacy

For preparation of accounts

  
 Dr. B. K. Teachers  
 Proprietor  
 Date - 20/11/22  
 Place - Mangalwad



For  
 Dr. Deenanath Desai  
 Proprietor  
 Date - 21/11/22  
 Place - Mangalwad






FORM A-1

Audit report for fee proposal submitted to FEES REGULATING AUTHORITY,  
Noida/ASH/19

1. I have examined the balance sheet as on 31.03.2022 and the Income and Expenditure Account for the period beginning from 01.04.2021 ending on 31.3.2022 attached herewith of Ashirwa Institute of Pharmacy, Washim (College Code: 1264) for B. Pharm Course at Washim.
2. I certify that the Balance Sheet and the Income and Expenditure account are in agreement with the books of account.
3. I have found that the mercantile method of accounting is followed while preparing books of accounts and preparing Income & Expenditure Account and Balance Sheet of the course as at 31st March 2022.
- 4.
- (A) I have obtained all the information and explanations which to the best of my knowledge and belief, were necessary for the purpose of the audit.
- (B) In my opinion, proper books of account have been kept by the Institute as appears from my examination of the books.
- (C) In my opinion and to the best of my information and according to the explanation given to me, the calculations made with respect to profit are correct and fair view.
- (d) In the case of the Balance Sheet, of the state of the affairs of the course as at 31st March 2022.  
And
- (i) In the case of the Income and Expenditure Account, of the Deficit of the course for the year ended on that date.
5. The statement of particulars required to be furnished to FRS relating to the course for which fee proposal is submitted annexed herewith as Form No. A-2.
6. In my opinion and to the best of my information and according to explanation given to me the particulars given in the said Form No. A-2 are true and correct.



Dr. SHARMA N. V. & CO.  
CHARTERED ACCOUNTANTS


N. V. SHARMA  
PROPRIETOR



M. NO. 31540  
LOIN: 22031540QUPH1451


E. C. R. Institute (Private) P. Limited, Trichy,  
 Federal Institute of Pharmacy, Andhra Pradesh, Andhra  
 Balance Sheet as on 31/03/2011

Particulars	A	B	C	D	E	F
Assets						
Fixed Assets						
Land & Buildings			100,00,000			100,00,000
Plant & Machinery			50,00,000			50,00,000
Investments						
Current Assets						
Stocks						
Debtors						
Prepaid Expenses						
Other Current Assets						
Liabilities						
Equity						
Share Capital						
Reserves						
Provision for Contingent Liabilities						
Other Liabilities						
<b>Total</b>			<b>1,50,00,000</b>			<b>1,50,00,000</b>

For  
 E. C. R. Institute (Private) P. Limited, Trichy,  
 Federal Institute of Pharmacy, Andhra Pradesh, Andhra

  
 Director  
 Date: 31/03/2011  
 Place: Bangalore



For E. C. R. Institute (Private) P. Limited, Trichy,  
 Chartered Accountants  
  
 Chartered Accountant  
 Date: 31/03/2011  
 Place: Bangalore  
 0844 2021540/2871145

**Dr. S. K. Tiwari Educational & Research Trust's**  
**National Institute of Pharmacy, Anantnag, Jammu & Kashmir**  
**Statement of Income & Expenditure for the year ending 31/03/2022**

Page No. \_\_\_\_\_



Particulars	ACR	NR	Income	ACR	NR
To Balance Brought forward	1	1,76,212.00	By Grant	11	1,71,212.00
By Profit / Loss / Balance Brought Forward	2	1,48,118.00	By Other Income	12	1,51,118.00
To Balance Brought Forward	3	1,18,118.00	By Grants of Govt. / Govt.		4,50,118.00
By Donations and Receipts	4	10,00,000.00	By Other Receipts / Receipts		
By Other Receipts	5	10,00,000.00			
Less: Payments	6	1,20,000.00			
Office & Misc. Exp.	7	14,000.00			
Printing & Stationery	8	28,126.00			
Staff & Students Welfare Expenses	9	1,78,000.00			
Usage Charges	10	9,75,000.00			
To Excess/Deficit	11	543,580.00			
<b>TOTAL</b>		<b>2,178,518.00</b>		<b>1,611.00</b>	<b>2,178,518.00</b>

For  
**Dr. S. K. Tiwari Educational & Research Trust's**  
**National Institute of Pharmacy, Anantnag, Jammu & Kashmir**

For the year ended 31/03/2022

For the year 2021-22  
 Chartered Accountant







Dr. Manoj K. Tiwari  
 Principal  
 Date - 30/03/2022  
 Place - Anantnag

For the year  
 2021-22

UIN 2001000000-1-1



Dr. S. K. Toshniwal Educational & Research Trust's  
Vishal Institute of Pharmacy, Anjanahat, Meerut  
Schedules to the Income & Expenditure Account and Balance Sheet  
For F.Y. 2021-22


Schedule 1	B PHDPS	B PHDPM	TOTAL
<b>Schedule 1</b>			
<b>Salaries &amp; Remunerations</b>			
Salary - Teaching	40,07,351	15,45,587	1,05,54,938
Salary Non-Teaching	22,00,700	22,00,700	44,01,400
NIA Exam Roll Number			-
ASSTC Remuneration			
<b>TOTAL</b>	<b>62,08,051</b>	<b>37,46,287</b>	<b>1,49,54,338</b>
<b>Schedule 2</b>			
<b>Affiliation, Inspection &amp; Exam. Exp.</b>			
Affiliation fee to ASSTC	1,25,181	12,000	2,10,181
Affiliation fee	1,35,000	75,000	1,75,000
AKS fees	25,100		25,000
DTE Exp	10,600	5,332	15,932
Form And Enrollment Fees Exp.	87,710	96,337	1,86,047
FILE AUDIT AND HSC FEES	19,600	6,100	26,000
Exam Acceptance Fees	24,831	14,127	49,958
Inspection fee	7,450		7,450
<b>TOTAL</b>	<b>4,70,663</b>	<b>2,17,507</b>	<b>5,48,165</b>
<b>Schedule 3</b>			
<b>Audit &amp; Prof. Charges</b>			
Audit Fees	47,000	18,000	60,000
Professional Charges	18,000	16,500	55,500
Patent Fees	35,800	14,400	46,200
Registration Fees			
<b>TOTAL</b>	<b>1,14,790</b>	<b>49,380</b>	<b>1,63,600</b>
<b>Schedule 4</b>			
<b>Establishment Expenses</b>			
Advertisement Expenses - Direct	22,000	9,750	32,000
Electricity Charges	54,220	76,000	1,20,000
Faculty Development	310	150	1,400
Generator Exp	81,540	24,552	1,16,500
Lift Exp	20,250	5,000	3,500
Hotel Exp	60,850	21,000	55,000
News Paper	2,000	2,600	12,000
Patrol & Guard Expenses	1,24,500	60,000	1,49,000
Postage, Telephone & Internet Expenses	51,000	22,000	75,000
Printing & Stationary Exp	60,300	24,000	86,000

End of Balance Withdr. Cr.	49,223	21,215	70,438
Traveling Expenses	1,30,445	96,143	1,07,149
Water Expenses	14,920	6,420	21,340
<b>TOTAL</b>	<b>1,03,734</b>	<b>1,04,000</b>	<b>10,05,335</b>
<b>Schedule 5</b>			
Finance Charges			
BANK CHARGES	1,950	5,927	19,929
<b>TOTAL</b>	<b>13,950</b>	<b>5,927</b>	<b>19,929</b>
<b>Schedule 6</b>			
Lab Expenses			
Materials Exp	42,603	18,755	60,852
Lab rental	23,305	9,545	31,111
Lab Expenses	24,271	9,975	34,246
<b>TOTAL</b>	<b>89,009</b>	<b>38,177</b>	<b>1,27,258</b>
<b>Schedule 7</b>			
Office & Misc. Exp.			
Office Exp.	66,372	28,445	94,817
<b>TOTAL</b>	<b>66,372</b>	<b>28,445</b>	<b>94,817</b>
<b>Schedule 8</b>			
Repairs & maintenance			
- Building	15,38,334	1,97,816	23,06,221
- Grounds	21,531	9,149	30,337
- Furniture	15,452	6,540	22,810
- Closets	49,326	31,254	1,14,180
- Utilities	9,540	15,416	1,3,351
Insurance Expenses	1,31,077	45,144	1,57,766
<b>TOTAL</b>	<b>15,58,535</b>	<b>1,10,788</b>	<b>28,12,627</b>
<b>Schedule 9</b>			
Staff & Student Welfare Expenses			
Food Expenses			
Medical Expenses	13,007	5,536	19,041
Staff Welfare Expenses	1,49,232	59,354	1,64,645
Staff Uniform Exp.	58,421	29,219	63,413
Students Welfare Expenses	30,451	11,300	43,505
Sports Exp.	14,181	7,060	21,441
Subscriptions and memberships	16,200	7,201	24,500
<b>TOTAL</b>	<b>2,65,355</b>	<b>1,13,076</b>	<b>3,78,928</b>
<b>Schedule 10</b>			
Usage Charges (Rent)			
Usage Charges	4,05,000	3,98,000	3,76,000

	TOTAL	4,38,000	5,68,000	9,76,000
<b>Schedule 11</b>				
<b>Fees &amp; Fines</b>				
Tuition Fees	81,95,375	10,35,861	1,56,18,216	
Development Fees	6,35,496	9,41,767	18,97,239	
Leasing Car Lifts etc Fees		71,500	71,500	
Exam fee	79,800	14,211	14,100	
Other fees 2018-20		1,315	1,315	
Other fees 2020-21		300	775	
Other Income	15,150	1,35,711	1,51,171	
<b>TOTAL</b>	<b>69,45,837</b>	<b>1,07,36,045</b>	<b>1,71,71,895</b>	
<b>Schedule 12</b>				
<b>Other Income</b>				
Banking Transaction Bank Interest	-	7,112	7,112	
Facilities Center Fees	-	29,579	29,579	
FDI Interest	-	72,560	72,560	
<b>TOTAL</b>	<b>-</b>	<b>1,09,251</b>	<b>1,09,251</b>	
<b>Schedule 13</b>				
<b>ACCOUNTS PAYABLE</b>				
Salary - Non Teaching Staff	12,47,730	12,47,730	12,47,730	
Salary - Teaching staff	17,67,710	19,87,548	23,55,576	
Excess Fees Refundable		1,75,285	1,75,285	
Fees Refundable 2020-21		42,000	42,000	
H. V. Sharma	42,000	15,000	50,000	
ASST. Remuneration Payable		29,375	29,375	
From Remuneration		21,175	21,175	
Inst. Taxes	-	550	550	
	<b>22,37,450</b>	<b>24,16,296</b>	<b>36,73,756</b>	
<b>Schedule 14</b>				
<b>Current Assets</b>				
<b>ACCOUNTS RECEIVABLE</b>				
Dev. Fees Receivable 2017-18		10,000	10,000	
Dev. Fees Receivable 2018-19		12,152	12,152	
Dev. Fees Receivable 2019-20		2,516	2,516	
Dev. Fees Receivable 2020-21		1,016	1,016	
Facilities Center Fees 2020-21		46,641	46,641	
Facilities Center Fees 2019-20		1,23,400	1,23,400	
Facilities Center Fees 2021-22		25,500	25,500	
Tuition Fees Receivable 2018-20	15,00,705	52,62,260	52,62,260	



Other Fees Receivable 2015-16	1,250	1,250
Tuition Fees Receivable 2016-16	1,00,000	1,00,000
Tuition Fees Receivable 2017-18	15,11,386	15,11,386
Tuition Fees Receivable 2018-19	72,132	72,132
Tuition Fees Receivable 2019-20	1,37,545	1,37,545
Tuition Fees Receivable 2020-21	12,42,189	12,42,189
<b>TOTAL</b>	<b>58,95,704</b>	<b>58,95,704</b>



Storms Technical Pharmacy, Waikiki

12/31/2012

Statement - IS - Flood assets - Forming part of Balance Sheet as of 12/31/2012

Dr. No.	Description	Balance Dep.	Quantities Stock	Inventory	Market	Sold - Transfer	Using Basis Book	Less Paid Dep Fund	Accumulation for the Year	Lightness of Dep fund
1	Computer	27	15,112.04		10,240	-	23,352.08	17,362.91	1,714	1,224.13
2	Technical Pharmacy	18	2,000.00	20,000	1,800.00	-	21,800.00	12,700	1,976	2,514.19
3	Equipment	15	1,000.00		2,200.00	-	1,200.00	3,110.00	24,236	5,088.75
4	Auto	15			13,400.00	-	14,000.00		1,254.42	1,254.42
5	Inventory	42	6,240.00	4,363	2,100	-	8,110.14	5,260.21	40,808	5,260.21
			27,452.04	24,363	24,250.00	-	47,112.22	45,093.13	54,287	21,253.10

As per our records per above

100



Dr. S. S. Technical Educational Research Funds  
 Submitted by: Storms Pharmacy, Waikiki, Honolulu

*[Signature]*

Dr. Saito S. Tsunoda  
 Principal

Date - 25/08/2012

12/31/2012



Storms Pharmacy, Waikiki  
 Chemical accounts

*[Signature]*  
 W. S. Storms  
 Principal  
 No. 1-540



**FORM NO. 2**

Being part of Audit Report under FORM No. A-1

1. Code of the institution for which the tax proposal is submitted (PF-120)
2. Name of the institution (Under the Institute of Pharmacy, Vadod)
3. Correspondence address of the institution (Post No. 111, Angul Road, Vadod-390005)
4. Institute address of the college where the course is conducted (A. Gandhi, Vadod)
5. Assessment year for which the tax proposal is submitted from 2021 to 2024
6. Relevant Financial year 2019-20
7. Break up the Annual Salary as per the table

	Rs.
Total Salary as per IBE Account	Total Rs. 40,00,000
Teaching Salary	Total Rs. - Nil
Amount of Teaching Salary for each financial year	Total Rs. 20,00,000
Non-Teaching Salary	Total Rs. - Nil
Amount of Non-Teaching Salary for each financial year	Total Rs. - Nil
Working and Casual Leave as per provisions	Total Rs. - Nil

**8. Mode of Payment of Salary**

Teaching Salary as mentioned above	Total Rs. 10,00,000
Paid by Bank Transfer during the year	Total Rs. 21,40,000
Paid by Account Payee cross cheque	Total Rs. - Nil
Paid in Cash	Total Rs. - Nil
Provision at the end of the Financial Year	Total Rs. 12,60,000

Non-Teaching Salary as mentioned above	Total Rs. 20,00,000
Paid by Bank Transfer during the year	Total Rs. 1,50,000
Paid by Account Payee cross cheque	Total Rs. - Nil
Paid in Cash	Total Rs. - Nil
Provision at the end of the Financial Year	Total Rs. 10,40,000


Working and Casual Leave as mentioned above	Total Rs. - Nil
Paid by Bank Transfer during the year	Total Rs. - Nil
Paid by Account Payee cross cheque	Total Rs. - Nil
Paid in cash	Total Rs. - Nil
Provision at the end of the Financial Year	Total Rs. - Nil

9. Teaching staff and status of their accounts from the University/Board as on to the end of the relevant financial year.

Total No. of Teaching staff of whom status reflected in the IBE account for the relevant financial year.	10 Nos.
Approved Teaching Staff	1
Unapproved Teaching Staff	Nil

10. Depreciation of assets taken as per the Regulatory Authority norms rate of Depreciation for the Financial Year 2019-20

Computer	25%
Books	25%
Plant & Machinery (Depreciation as per Income Tax Act)	15%





**Annexure C: Details (Definition as per Income Tax Act, 1961)**

Details of the expenditure as per Form 232A

Particulars	Opening	Addition	Carried over	Depreciation	Close
Computer	540000	18000	0	130000	430000
Library Books	160000	40000	0	40000	160000
Furniture & Fixture	1100000	200000	0	250000	1050000
Machinery & Equipments	675000	200000	0	110000	765000
Total	2715000	340000		530000	2525000

11. Capital expenditure and deferred revenue expenditure is debited to income and Expenditure Account

Expenditure Head	Nature of Expenditure (in brief)	Amount (Rs.)
		Rs.

12. Bank of the University / Council / Approval Authority (if applicable)


Amount of Affidavit fee to be paid	Rs. 1,25,000
Name of the University / Council / Approval Authority	UNIVERSITY OF DELHI
No. of years for which the Affidavit fee paid	One
Amount of Affidavit fee to be paid for subsequent	Nil

13. Sanctioned strength of the Students as the approving authority has mentioned that the information is required for the admission of students who have taken admission but unable to report (Please mention branch wise total strength the course)

Name of the Course / Branch	Sanctioned no. of Students for Academic Year 2021-22	Additional permitted for Academic Year 2021-22	Sanctioned no. of Students for Academic Year 2021-22
B PHARM	100 Nos.	Nil Nos.	100 Nos.

Place: ALMORA

Date: 20.08.2022



Signature

Name of the Practitioner: Anand K. Sharma

Name of Firm: SHARMA, A. & CO.

PFN: 2220019

UDN: 00001591401FH1451

Membership No.: 031940



Particulars	2019	2018	2017	2016
Share Capital	1000000	1000000	1000000	1000000
Reserves	2000000	1500000	1000000	500000
Debt	5000000	6000000	7000000	8000000
Other Assets	1000000	1000000	1000000	1000000
Liabilities	1000000	1000000	1000000	1000000
Total	10000000	10000000	10000000	10000000

Fig. 1.1

The above diagram shows the flow of funds from the shareholders to the company and then to the various departments of the company. It also shows the flow of funds from the company to the various departments and then to the shareholders. The diagram is a circular flow diagram and is used to show the flow of funds in a company.



**Flow of Funds**

Particulars	2019	2018	2017	2016
Share Capital	1000000	1000000	1000000	1000000
Reserves	2000000	1500000	1000000	500000
Debt	5000000	6000000	7000000	8000000
Other Assets	1000000	1000000	1000000	1000000
Liabilities	1000000	1000000	1000000	1000000
Total	10000000	10000000	10000000	10000000

Financial Reporting

Account Description	Debit	Credit	Debit	Credit
1. Balance forward				
2. Sales				
3. Sales discounts				
4. Sales returns and allowances				
5. Freight				
6. Sales taxes				
7. Sales commissions				
8. Sales discounts				
9. Sales returns and allowances				
10. Freight				
11. Sales taxes				
12. Sales commissions				
13. Sales discounts				
14. Sales returns and allowances				
15. Freight				
16. Sales taxes				
17. Sales commissions				
18. Sales discounts				
19. Sales returns and allowances				
20. Freight				
21. Sales taxes				
22. Sales commissions				
23. Sales discounts				
24. Sales returns and allowances				
25. Freight				
26. Sales taxes				
27. Sales commissions				
28. Sales discounts				
29. Sales returns and allowances				
30. Freight				
31. Sales taxes				
32. Sales commissions				
33. Sales discounts				
34. Sales returns and allowances				
35. Freight				
36. Sales taxes				
37. Sales commissions				
38. Sales discounts				
39. Sales returns and allowances				
40. Freight				
41. Sales taxes				
42. Sales commissions				
43. Sales discounts				
44. Sales returns and allowances				
45. Freight				
46. Sales taxes				
47. Sales commissions				
48. Sales discounts				
49. Sales returns and allowances				
50. Freight				
51. Sales taxes				
52. Sales commissions				
53. Sales discounts				
54. Sales returns and allowances				
55. Freight				
56. Sales taxes				
57. Sales commissions				
58. Sales discounts				
59. Sales returns and allowances				
60. Freight				
61. Sales taxes				
62. Sales commissions				
63. Sales discounts				
64. Sales returns and allowances				
65. Freight				
66. Sales taxes				
67. Sales commissions				
68. Sales discounts				
69. Sales returns and allowances				
70. Freight				
71. Sales taxes				
72. Sales commissions				
73. Sales discounts				
74. Sales returns and allowances				
75. Freight				
76. Sales taxes				
77. Sales commissions				
78. Sales discounts				
79. Sales returns and allowances				
80. Freight				
81. Sales taxes				
82. Sales commissions				
83. Sales discounts				
84. Sales returns and allowances				
85. Freight				
86. Sales taxes				
87. Sales commissions				
88. Sales discounts				
89. Sales returns and allowances				
90. Freight				
91. Sales taxes				
92. Sales commissions				
93. Sales discounts				
94. Sales returns and allowances				
95. Freight				
96. Sales taxes				
97. Sales commissions				
98. Sales discounts				
99. Sales returns and allowances				
100. Freight				



Particulars	Debit	Credit	Total
1. Balance b/d			100000
2. To Cash			50000
3. To Bank			50000
4. To Sales			100000
5. To Other Income			50000
6. To Balance c/d			100000
<b>Total</b>	<b>100000</b>	<b>100000</b>	<b>200000</b>

The above is a summary of the transactions for the year ended 31st December 2014. The total debit and credit are equal, indicating that the accounts are balanced.

Date: 31st December 2014  
 Signature: \_\_\_\_\_  
 Name: \_\_\_\_\_  
 Designation: \_\_\_\_\_





**Table 1: Profitability Index (PI) for Projects A, B, C, and D**

Project	Initial Investment (€)	Annual Cash Inflow (€)	Payback Period (Years)	Net Present Value (NPV) (€)	Profitability Index (PI)
A	100	40	2.5	15	1.15
B	150	60	2.5	25	1.17
C	200	80	2.5	35	1.18
D	250	100	2.5	45	1.18

**QUESTION 2**

1. Explain the concept of a project and its characteristics. Discuss the importance of project management in an organization and the role of the project manager. (10 marks)



**QUESTION 3**

**Table 2: Risk Management Strategies**

Strategy	Description
A	Identify risks and assess their impact and likelihood. Develop risk response plans to avoid, transfer, or mitigate risks.
B	Proactively manage risks by identifying potential risks and implementing measures to prevent them from occurring.
C	Transfer risks to a third party, such as an insurance company or a contractor, to reduce the organization's exposure to risk.
D	Accept risks and monitor them closely. Develop contingency plans to address any potential negative impacts.







**FIGURE 16**

CONCRETE TRAP

**PART A**

Plan View under Section BC of the figure 16 (a) (b) (c) for an individual structure having public supply system under section BC. The plan shows a and the size of concrete trap collection system as per IS 4563



Sl. No.	Part of the trap (as per IS 4563)	Minimum width (mm)	Minimum depth (mm)	Minimum length (mm)
1	Trap	100	100	100
2	Trap	100	100	100
3	Trap	100	100	100
4	Trap	100	100	100
<b>Total</b>		<b>400</b>	<b>400</b>	<b>400</b>

**LEGEND OF CONCRETE TRAP COLLECTION SYSTEM UNDER SECTION BC (INDIVIDUAL)**  
(The dimensions are given in millimeters. The dimensions are given in millimeters.)

**Section BC - Concrete Trap - IS 4563**

Sl. No.	Part of the trap (as per IS 4563)	Minimum width (mm)	Minimum depth (mm)	Minimum length (mm)
1	Trap	100	100	100
2	Trap	100	100	100
3	Trap	100	100	100
4	Trap	100	100	100
<b>Total</b>		<b>400</b>	<b>400</b>	<b>400</b>

**LEGEND OF CONCRETE TRAP COLLECTION SYSTEM UNDER SECTION BC (INDIVIDUAL)**  
(The dimensions are given in millimeters. The dimensions are given in millimeters.)

**Section BC - Concrete Trap - IS 4563**

Sl. No.	Part of the trap (as per IS 4563)	Minimum width (mm)	Minimum depth (mm)	Minimum length (mm)
1	Trap	100	100	100
2	Trap	100	100	100
3	Trap	100	100	100
4	Trap	100	100	100
<b>Total</b>		<b>400</b>	<b>400</b>	<b>400</b>



**IFRS 9 (Amended)**

**Table of Contents**

I. Introduction					
1. Objective					
2. Scope					
3. Definitions					
4. Classification of financial assets					
5. Measurement of financial assets					
6. Impairment of financial assets					
7. Derecognition of financial assets					
8. Financial liabilities					
9. Hedge accounting					
10. Disclosure					
11. Effective date and transitional provisions					
12. Amendments to other IFRSs					
13. Appendix A: Classification of financial assets					
14. Appendix B: Measurement of financial assets					
15. Appendix C: Impairment of financial assets					
16. Appendix D: Derecognition of financial assets					
17. Appendix E: Financial liabilities					
18. Appendix F: Hedge accounting					
19. Appendix G: Disclosure					
20. Appendix H: Effective date and transitional provisions					
21. Appendix I: Amendments to other IFRSs					
22. Appendix J: Glossary					
23. Appendix K: Illustrative examples					
24. Appendix L: Key definitions					
25. Appendix M: Key measurement principles					
26. Appendix N: Key impairment principles					
27. Appendix O: Key derecognition principles					
28. Appendix P: Key financial liability principles					
29. Appendix Q: Key hedge accounting principles					
30. Appendix R: Key disclosure principles					
31. Appendix S: Key effective date and transitional provisions					
32. Appendix T: Key amendments to other IFRSs					
33. Appendix U: Key glossary terms					
34. Appendix V: Key illustrative examples					
35. Appendix W: Key definitions					
36. Appendix X: Key measurement principles					
37. Appendix Y: Key impairment principles					
38. Appendix Z: Key derecognition principles					
39. Appendix AA: Key financial liability principles					
40. Appendix AB: Key hedge accounting principles					
41. Appendix AC: Key disclosure principles					
42. Appendix AD: Key effective date and transitional provisions					
43. Appendix AE: Key amendments to other IFRSs					
44. Appendix AF: Key glossary terms					
45. Appendix AG: Key illustrative examples					
46. Appendix AH: Key definitions					
47. Appendix AI: Key measurement principles					
48. Appendix AJ: Key impairment principles					
49. Appendix AK: Key derecognition principles					
50. Appendix AL: Key financial liability principles					
51. Appendix AM: Key hedge accounting principles					
52. Appendix AN: Key disclosure principles					
53. Appendix AO: Key effective date and transitional provisions					
54. Appendix AP: Key amendments to other IFRSs					
55. Appendix AQ: Key glossary terms					
56. Appendix AR: Key illustrative examples					
57. Appendix AS: Key definitions					
58. Appendix AT: Key measurement principles					
59. Appendix AU: Key impairment principles					
60. Appendix AV: Key derecognition principles					
61. Appendix AW: Key financial liability principles					
62. Appendix AX: Key hedge accounting principles					
63. Appendix AY: Key disclosure principles					
64. Appendix AZ: Key effective date and transitional provisions					
65. Appendix BA: Key amendments to other IFRSs					
66. Appendix BB: Key glossary terms					
67. Appendix BC: Key illustrative examples					
68. Appendix BD: Key definitions					
69. Appendix BE: Key measurement principles					
70. Appendix BF: Key impairment principles					
71. Appendix BG: Key derecognition principles					
72. Appendix BH: Key financial liability principles					
73. Appendix BI: Key hedge accounting principles					
74. Appendix BJ: Key disclosure principles					
75. Appendix BK: Key effective date and transitional provisions					
76. Appendix BL: Key amendments to other IFRSs					
77. Appendix BM: Key glossary terms					
78. Appendix BN: Key illustrative examples					
79. Appendix BO: Key definitions					
80. Appendix BP: Key measurement principles					
81. Appendix BQ: Key impairment principles					
82. Appendix BR: Key derecognition principles					
83. Appendix BS: Key financial liability principles					
84. Appendix BT: Key hedge accounting principles					
85. Appendix BU: Key disclosure principles					
86. Appendix BV: Key effective date and transitional provisions					
87. Appendix BV: Key amendments to other IFRSs					
88. Appendix BV: Key glossary terms					
89. Appendix BV: Key illustrative examples					
90. Appendix BV: Key definitions					
91. Appendix BV: Key measurement principles					
92. Appendix BV: Key impairment principles					
93. Appendix BV: Key derecognition principles					
94. Appendix BV: Key financial liability principles					
95. Appendix BV: Key hedge accounting principles					
96. Appendix BV: Key disclosure principles					
97. Appendix BV: Key effective date and transitional provisions					
98. Appendix BV: Key amendments to other IFRSs					
99. Appendix BV: Key glossary terms					
100. Appendix BV: Key illustrative examples					



Sl. No.	Description	Particulars	Amount	Total
1	...	...	...	...
2	...	...	...	...
3	...	...	...	...
4	...	...	...	...
5	...	...	...	...
6	...	...	...	...
7	...	...	...	...
8	...	...	...	...
9	...	...	...	...
10	...	...	...	...
11	...	...	...	...
12	...	...	...	...
13	...	...	...	...
14	...	...	...	...
15	...	...	...	...
16	...	...	...	...
17	...	...	...	...
18	...	...	...	...
19	...	...	...	...
20	...	...	...	...
21	...	...	...	...
22	...	...	...	...
23	...	...	...	...
24	...	...	...	...
25	...	...	...	...
26	...	...	...	...
27	...	...	...	...
28	...	...	...	...
29	...	...	...	...
30	...	...	...	...
31	...	...	...	...
32	...	...	...	...
33	...	...	...	...
34	...	...	...	...
35	...	...	...	...
36	...	...	...	...
37	...	...	...	...
38	...	...	...	...
39	...	...	...	...
40	...	...	...	...
41	...	...	...	...
42	...	...	...	...
43	...	...	...	...
44	...	...	...	...
45	...	...	...	...
46	...	...	...	...
47	...	...	...	...
48	...	...	...	...
49	...	...	...	...
50	...	...	...	...
51	...	...	...	...
52	...	...	...	...
53	...	...	...	...
54	...	...	...	...
55	...	...	...	...
56	...	...	...	...
57	...	...	...	...
58	...	...	...	...
59	...	...	...	...
60	...	...	...	...
61	...	...	...	...
62	...	...	...	...
63	...	...	...	...
64	...	...	...	...
65	...	...	...	...
66	...	...	...	...
67	...	...	...	...
68	...	...	...	...
69	...	...	...	...
70	...	...	...	...
71	...	...	...	...
72	...	...	...	...
73	...	...	...	...
74	...	...	...	...
75	...	...	...	...
76	...	...	...	...
77	...	...	...	...
78	...	...	...	...
79	...	...	...	...
80	...	...	...	...
81	...	...	...	...
82	...	...	...	...
83	...	...	...	...
84	...	...	...	...
85	...	...	...	...
86	...	...	...	...
87	...	...	...	...
88	...	...	...	...
89	...	...	...	...
90	...	...	...	...
91	...	...	...	...
92	...	...	...	...
93	...	...	...	...
94	...	...	...	...
95	...	...	...	...
96	...	...	...	...
97	...	...	...	...
98	...	...	...	...
99	...	...	...	...
100	...	...	...	...

For the Board of Directors  
 Director's Name: \_\_\_\_\_  
 Director's Designation: \_\_\_\_\_  
 Director's Address: \_\_\_\_\_

Date: \_\_\_\_\_  
 Place: \_\_\_\_\_



Director's Name: \_\_\_\_\_  
 Director's Designation: \_\_\_\_\_  
 Director's Address: \_\_\_\_\_



FORM TDS-10

TRUCK TRAILER

TRAILER

Form TDS-10 is used to report the cost of the Trailer. The cost of the Trailer is reported in terms of value, public use, and weight. The cost of the Trailer is reported in terms of value, public use, and weight. The cost of the Trailer is reported in terms of value, public use, and weight.

Question No. TDS-10A Name and address of the Trailer manufacturer TRAILER MANUFACTURER 12345 Main Street Orlando, FL 32801 Telephone (407) 555-1234	Question No. TDS-10B Name and address of the Trailer owner TRAILER OWNER 56789 Highway 1 Orlando, FL 32801 Telephone (407) 555-5678
---	---

Question No. TDS-10C Make and model of Trailer TRAILER MAKE AND MODEL TRAILER MAKE AND MODEL	Question No. TDS-10D Gross weight of Trailer TRAILER GROSS WEIGHT TRAILER GROSS WEIGHT	Question No. TDS-10E Public use of Trailer TRAILER PUBLIC USE TRAILER PUBLIC USE
---	---	---

Question No.	Value of Trailer	Public Use of Trailer	Gross Weight of Trailer	Trailer Weight Category	Trailer Weight Category
1	10,000.00	100%	10,000.00	10,000.00	100%
2	20,000.00	100%	20,000.00	20,000.00	100%
3	30,000.00	100%	30,000.00	30,000.00	100%
4	40,000.00	100%	40,000.00	40,000.00	100%
TOTAL	100,000.00	100%	100,000.00	100,000.00	100%

TRAILER IS THE PUBLIC USE OF THE TRAILER IN THE CENTRAL FLORIDA REGION. The cost of the Trailer is reported in terms of value, public use, and weight. The cost of the Trailer is reported in terms of value, public use, and weight.

Question No. TDS-10F Total Public Use of Trailer TRAILER PUBLIC USE TRAILER PUBLIC USE	Question No. TDS-10G Total Gross Weight of Trailer TRAILER GROSS WEIGHT TRAILER GROSS WEIGHT	Question No. TDS-10H Total Trailer Weight Category TRAILER WEIGHT CATEGORY TRAILER WEIGHT CATEGORY
---	---	---

TRAILER

Form TDS-10 is used to report the cost of the Trailer. The cost of the Trailer is reported in terms of value, public use, and weight. The cost of the Trailer is reported in terms of value, public use, and weight.

Question No.	Value of Trailer	Public Use of Trailer	Gross Weight of Trailer	Trailer Weight Category	Trailer Weight Category
1	10,000.00	100%	10,000.00	10,000.00	100%
2	20,000.00	100%	20,000.00	20,000.00	100%
3	30,000.00	100%	30,000.00	30,000.00	100%
4	40,000.00	100%	40,000.00	40,000.00	100%

Year	Total Assets	Total Liabilities and Equity		
		Total Liabilities	Total Equity	Total Liabilities and Equity
2010	1000	600	400	1000
2011	1200	700	500	1200
2012	1500	900	600	1500
2013	1800	1100	700	1800
2014	2000	1300	700	2000
2015	2200	1500	700	2200
2016	2500	1700	800	2500
2017	2800	1900	900	2800
2018	3000	2100	900	3000
2019	3200	2300	900	3200
2020	3500	2500	1000	3500

Analysis

The following table shows the changes in the company's financial position over the period 2010-2020. The total assets have increased from 1000 in 2010 to 3500 in 2020. This increase is primarily due to the growth in total liabilities, which has risen from 600 in 2010 to 2500 in 2020. Total equity has also increased, from 400 in 2010 to 1000 in 2020, but at a slower rate than total liabilities.



Legal and Regulatory

1. Financial Statement Analysis

Year	Revenue	Expenses	Net Income
2010	1000	600	400
2011	1200	700	500
2012	1500	900	600
2013	1800	1100	700
2014	2000	1300	700
2015	2200	1500	700
2016	2500	1700	800
2017	2800	1900	900
2018	3000	2100	900
2019	3200	2300	900
2020	3500	2500	1000



Account Name	Account No.	Particulars	Debit	Credit	Balance
1. Balance b/d					1000
2. To Balance c/d					1000
3. To Cash					1000
4. To Bank					1000
5. To Sales					1000
6. To Purchases					1000
7. To Expenses					1000
8. To Income					1000
9. To Dividends					1000
10. To Interest					1000
11. To Losses					1000
12. To Profit					1000
13. To Retained Earnings					1000
14. To Shareholders					1000
15. To Loans					1000
16. To Bonds					1000
17. To Debts					1000
18. To Assets					1000
19. To Investments					1000
20. To Reserves					1000
21. To Provisions					1000
22. To Contingencies					1000
23. To Other					1000
24. To Total					1000

1. Name of the Bank: State Bank of India  
 2. Branch: Delhi  
 3. Account No.: 1234567890  
 4. Date: 10/10/2023  
 5. Amount: 1000  
 6. For: Salary  
 7. To: Mr. X  
 8. Signature: [Signature]  
 9. Name: Mr. X  
 10. Address: [Address]  
 11. Contact No.: [Contact No.]  
 12. Bank Name: State Bank of India  
 13. Branch: Delhi  
 14. Account No.: 1234567890  
 15. Date: 10/10/2023  
 16. Amount: 1000  
 17. For: Salary  
 18. To: Mr. X  
 19. Signature: [Signature]  
 20. Name: Mr. X  
 21. Address: [Address]  
 22. Contact No.: [Contact No.]  
 23. Bank Name: State Bank of India  
 24. Branch: Delhi  
 25. Account No.: 1234567890  
 26. Date: 10/10/2023  
 27. Amount: 1000  
 28. For: Salary  
 29. To: Mr. X  
 30. Signature: [Signature]  
 31. Name: Mr. X  
 32. Address: [Address]  
 33. Contact No.: [Contact No.]  
 34. Bank Name: State Bank of India  
 35. Branch: Delhi  
 36. Account No.: 1234567890  
 37. Date: 10/10/2023  
 38. Amount: 1000  
 39. For: Salary  
 40. To: Mr. X  
 41. Signature: [Signature]  
 42. Name: Mr. X  
 43. Address: [Address]  
 44. Contact No.: [Contact No.]  
 45. Bank Name: State Bank of India  
 46. Branch: Delhi  
 47. Account No.: 1234567890  
 48. Date: 10/10/2023  
 49. Amount: 1000  
 50. For: Salary  
 51. To: Mr. X  
 52. Signature: [Signature]  
 53. Name: Mr. X  
 54. Address: [Address]  
 55. Contact No.: [Contact No.]  
 56. Bank Name: State Bank of India  
 57. Branch: Delhi  
 58. Account No.: 1234567890  
 59. Date: 10/10/2023  
 60. Amount: 1000  
 61. For: Salary  
 62. To: Mr. X  
 63. Signature: [Signature]  
 64. Name: Mr. X  
 65. Address: [Address]  
 66. Contact No.: [Contact No.]  
 67. Bank Name: State Bank of India  
 68. Branch: Delhi  
 69. Account No.: 1234567890  
 70. Date: 10/10/2023  
 71. Amount: 1000  
 72. For: Salary  
 73. To: Mr. X  
 74. Signature: [Signature]  
 75. Name: Mr. X  
 76. Address: [Address]  
 77. Contact No.: [Contact No.]  
 78. Bank Name: State Bank of India  
 79. Branch: Delhi  
 80. Account No.: 1234567890  
 81. Date: 10/10/2023  
 82. Amount: 1000  
 83. For: Salary  
 84. To: Mr. X  
 85. Signature: [Signature]  
 86. Name: Mr. X  
 87. Address: [Address]  
 88. Contact No.: [Contact No.]  
 89. Bank Name: State Bank of India  
 90. Branch: Delhi  
 91. Account No.: 1234567890  
 92. Date: 10/10/2023  
 93. Amount: 1000  
 94. For: Salary  
 95. To: Mr. X  
 96. Signature: [Signature]  
 97. Name: Mr. X  
 98. Address: [Address]  
 99. Contact No.: [Contact No.]  
 100. Bank Name: State Bank of India  
 101. Branch: Delhi  
 102. Account No.: 1234567890  
 103. Date: 10/10/2023  
 104. Amount: 1000  
 105. For: Salary  
 106. To: Mr. X  
 107. Signature: [Signature]  
 108. Name: Mr. X  
 109. Address: [Address]  
 110. Contact No.: [Contact No.]  
 111. Bank Name: State Bank of India  
 112. Branch: Delhi  
 113. Account No.: 1234567890  
 114. Date: 10/10/2023  
 115. Amount: 1000  
 116. For: Salary  
 117. To: Mr. X  
 118. Signature: [Signature]  
 119. Name: Mr. X  
 120. Address: [Address]  
 121. Contact No.: [Contact No.]  
 122. Bank Name: State Bank of India  
 123. Branch: Delhi  
 124. Account No.: 1234567890  
 125. Date: 10/10/2023  
 126. Amount: 1000  
 127. For: Salary  
 128. To: Mr. X  
 129. Signature: [Signature]  
 130. Name: Mr. X  
 131. Address: [Address]  
 132. Contact No.: [Contact No.]  
 133. Bank Name: State Bank of India  
 134. Branch: Delhi  
 135. Account No.: 1234567890  
 136. Date: 10/10/2023  
 137. Amount: 1000  
 138. For: Salary  
 139. To: Mr. X  
 140. Signature: [Signature]  
 141. Name: Mr. X  
 142. Address: [Address]  
 143. Contact No.: [Contact No.]  
 144. Bank Name: State Bank of India  
 145. Branch: Delhi  
 146. Account No.: 1234567890  
 147. Date: 10/10/2023  
 148. Amount: 1000  
 149. For: Salary  
 150. To: Mr. X  
 151. Signature: [Signature]  
 152. Name: Mr. X  
 153. Address: [Address]  
 154. Contact No.: [Contact No.]  
 155. Bank Name: State Bank of India  
 156. Branch: Delhi  
 157. Account No.: 1234567890  
 158. Date: 10/10/2023  
 159. Amount: 1000  
 160. For: Salary  
 161. To: Mr. X  
 162. Signature: [Signature]  
 163. Name: Mr. X  
 164. Address: [Address]  
 165. Contact No.: [Contact No.]  
 166. Bank Name: State Bank of India  
 167. Branch: Delhi  
 168. Account No.: 1234567890  
 169. Date: 10/10/2023  
 170. Amount: 1000  
 171. For: Salary  
 172. To: Mr. X  
 173. Signature: [Signature]  
 174. Name: Mr. X  
 175. Address: [Address]  
 176. Contact No.: [Contact No.]  
 177. Bank Name: State Bank of India  
 178. Branch: Delhi  
 179. Account No.: 1234567890  
 180. Date: 10/10/2023  
 181. Amount: 1000  
 182. For: Salary  
 183. To: Mr. X  
 184. Signature: [Signature]  
 185. Name: Mr. X  
 186. Address: [Address]  
 187. Contact No.: [Contact No.]  
 188. Bank Name: State Bank of India  
 189. Branch: Delhi  
 190. Account No.: 1234567890  
 191. Date: 10/10/2023  
 192. Amount: 1000  
 193. For: Salary  
 194. To: Mr. X  
 195. Signature: [Signature]  
 196. Name: Mr. X  
 197. Address: [Address]  
 198. Contact No.: [Contact No.]  
 199. Bank Name: State Bank of India  
 200. Branch: Delhi  
 201. Account No.: 1234567890  
 202. Date: 10/10/2023  
 203. Amount: 1000  
 204. For: Salary  
 205. To: Mr. X  
 206. Signature: [Signature]  
 207. Name: Mr. X  
 208. Address: [Address]  
 209. Contact No.: [Contact No.]  
 210. Bank Name: State Bank of India  
 211. Branch: Delhi  
 212. Account No.: 1234567890  
 213. Date: 10/10/2023  
 214. Amount: 1000  
 215. For: Salary  
 216. To: Mr. X  
 217. Signature: [Signature]  
 218. Name: Mr. X  
 219. Address: [Address]  
 220. Contact No.: [Contact No.]  
 221. Bank Name: State Bank of India  
 222. Branch: Delhi  
 223. Account No.: 1234567890  
 224. Date: 10/10/2023  
 225. Amount: 1000  
 226. For: Salary  
 227. To: Mr. X  
 228. Signature: [Signature]  
 229. Name: Mr. X  
 230. Address: [Address]  
 231. Contact No.: [Contact No.]  
 232. Bank Name: State Bank of India  
 233. Branch: Delhi  
 234. Account No.: 1234567890  
 235. Date: 10/10/2023  
 236. Amount: 1000  
 237. For: Salary  
 238. To: Mr. X  
 239. Signature: [Signature]  
 240. Name: Mr. X  
 241. Address: [Address]  
 242. Contact No.: [Contact No.]  
 243. Bank Name: State Bank of India  
 244. Branch: Delhi  
 245. Account No.: 1234567890  
 246. Date: 10/10/2023  
 247. Amount: 1000  
 248. For: Salary  
 249. To: Mr. X  
 250. Signature: [Signature]  
 251. Name: Mr. X  
 252. Address: [Address]  
 253. Contact No.: [Contact No.]  
 254. Bank Name: State Bank of India  
 255. Branch: Delhi  
 256. Account No.: 1234567890  
 257. Date: 10/10/2023  
 258. Amount: 1000  
 259. For: Salary  
 260. To: Mr. X  
 261. Signature: [Signature]  
 262. Name: Mr. X  
 263. Address: [Address]  
 264. Contact No.: [Contact No.]  
 265. Bank Name: State Bank of India  
 266. Branch: Delhi  
 267. Account No.: 1234567890  
 268. Date: 10/10/2023  
 269. Amount: 1000  
 270. For: Salary  
 271. To: Mr. X  
 272. Signature: [Signature]  
 273. Name: Mr. X  
 274. Address: [Address]  
 275. Contact No.: [Contact No.]  
 276. Bank Name: State Bank of India  
 277. Branch: Delhi  
 278. Account No.: 1234567890  
 279. Date: 10/10/2023  
 280. Amount: 1000  
 281. For: Salary  
 282. To: Mr. X  
 283. Signature: [Signature]  
 284. Name: Mr. X  
 285. Address: [Address]  
 286. Contact No.: [Contact No.]  
 287. Bank Name: State Bank of India  
 288. Branch: Delhi  
 289. Account No.: 1234567890  
 290. Date: 10/10/2023  
 291. Amount: 1000  
 292. For: Salary  
 293. To: Mr. X  
 294. Signature: [Signature]  
 295. Name: Mr. X  
 296. Address: [Address]  
 297. Contact No.: [Contact No.]  
 298. Bank Name: State Bank of India  
 299. Branch: Delhi  
 300. Account No.: 1234567890  
 301. Date: 10/10/2023  
 302. Amount: 1000  
 303. For: Salary  
 304. To: Mr. X  
 305. Signature: [Signature]  
 306. Name: Mr. X  
 307. Address: [Address]  
 308. Contact No.: [Contact No.]  
 309. Bank Name: State Bank of India  
 310. Branch: Delhi  
 311. Account No.: 1234567890  
 312. Date: 10/10/2023  
 313. Amount: 1000  
 314. For: Salary  
 315. To: Mr. X  
 316. Signature: [Signature]  
 317. Name: Mr. X  
 318. Address: [Address]  
 319. Contact No.: [Contact No.]  
 320. Bank Name: State Bank of India  
 321. Branch: Delhi  
 322. Account No.: 1234567890  
 323. Date: 10/10/2023  
 324. Amount: 1000  
 325. For: Salary  
 326. To: Mr. X  
 327. Signature: [Signature]  
 328. Name: Mr. X  
 329. Address: [Address]  
 330. Contact No.: [Contact No.]  
 331. Bank Name: State Bank of India  
 332. Branch: Delhi  
 333. Account No.: 1234567890  
 334. Date: 10/10/2023  
 335. Amount: 1000  
 336. For: Salary  
 337. To: Mr. X  
 338. Signature: [Signature]  
 339. Name: Mr. X  
 340. Address: [Address]  
 341. Contact No.: [Contact No.]  
 342. Bank Name: State Bank of India  
 343. Branch: Delhi  
 344. Account No.: 1234567890  
 345. Date: 10/10/2023  
 346. Amount: 1000  
 347. For: Salary  
 348. To: Mr. X  
 349. Signature: [Signature]  
 350. Name: Mr. X  
 351. Address: [Address]  
 352. Contact No.: [Contact No.]  
 353. Bank Name: State Bank of India  
 354. Branch: Delhi  
 355. Account No.: 1234567890  
 356. Date: 10/10/2023  
 357. Amount: 1000  
 358. For: Salary  
 359. To: Mr. X  
 360. Signature: [Signature]  
 361. Name: Mr. X  
 362. Address: [Address]  
 363. Contact No.: [Contact No.]  
 364. Bank Name: State Bank of India  
 365. Branch: Delhi  
 366. Account No.: 1234567890  
 367. Date: 10/10/2023  
 368. Amount: 1000  
 369. For: Salary  
 370. To: Mr. X  
 371. Signature: [Signature]  
 372. Name: Mr. X  
 373. Address: [Address]  
 374. Contact No.: [Contact No.]  
 375. Bank Name: State Bank of India  
 376. Branch: Delhi  
 377. Account No.: 1234567890  
 378. Date: 10/10/2023  
 379. Amount: 1000  
 380. For: Salary  
 381. To: Mr. X  
 382. Signature: [Signature]  
 383. Name: Mr. X  
 384. Address: [Address]  
 385. Contact No.: [Contact No.]  
 386. Bank Name: State Bank of India  
 387. Branch: Delhi  
 388. Account No.: 1234567890  
 389. Date: 10/10/2023  
 390. Amount: 1000  
 391. For: Salary  
 392. To: Mr. X  
 393. Signature: [Signature]  
 394. Name: Mr. X  
 395. Address: [Address]  
 396. Contact No.: [Contact No.]  
 397. Bank Name: State Bank of India  
 398. Branch: Delhi  
 399. Account No.: 1234567890  
 400. Date: 10/10/2023  
 401. Amount: 1000  
 402. For: Salary  
 403. To: Mr. X  
 404. Signature: [Signature]  
 405. Name: Mr. X  
 406. Address: [Address]  
 407. Contact No.: [Contact No.]  
 408. Bank Name: State Bank of India  
 409. Branch: Delhi  
 410. Account No.: 1234567890  
 411. Date: 10/10/2023  
 412. Amount: 1000  
 413. For: Salary  
 414. To: Mr. X  
 415. Signature: [Signature]  
 416. Name: Mr. X  
 417. Address: [Address]  
 418. Contact No.: [Contact No.]  
 419. Bank Name: State Bank of India  
 420. Branch: Delhi  
 421. Account No.: 1234567890  
 422. Date: 10/10/2023  
 423. Amount: 1000  
 424. For: Salary  
 425. To: Mr. X  
 426. Signature: [Signature]  
 427. Name: Mr. X  
 428. Address: [Address]  
 429. Contact No.: [Contact No.]  
 430. Bank Name: State Bank of India  
 431. Branch: Delhi  
 432. Account No.: 1234567890  
 433. Date: 10/10/2023  
 434. Amount: 1000  
 435. For: Salary  
 436. To: Mr. X  
 437. Signature: [Signature]  
 438. Name: Mr. X  
 439. Address: [Address]  
 440. Contact No.: [Contact No.]  
 441. Bank Name: State Bank of India  
 442. Branch: Delhi  
 443. Account No.: 1234567890  
 444. Date: 10/10/2023  
 445. Amount: 1000  
 446. For: Salary  
 447. To: Mr. X  
 448. Signature: [Signature]  
 449. Name: Mr. X  
 450. Address: [Address]  
 451. Contact No.: [Contact No.]  
 452. Bank Name: State Bank of India  
 453. Branch: Delhi  
 454. Account No.: 1234567890  
 455. Date: 10/10/2023  
 456. Amount: 1000  
 457. For: Salary  
 458. To: Mr. X  
 459. Signature: [Signature]  
 460. Name: Mr. X  
 461. Address: [Address]  
 462. Contact No.: [Contact No.]  
 463. Bank Name: State Bank of India  
 464. Branch: Delhi  
 465. Account No.: 1234567890  
 466. Date: 10/10/2023  
 467. Amount: 1000  
 468. For: Salary  
 469. To: Mr. X  
 470. Signature: [Signature]  
 471. Name: Mr. X  
 472. Address: [Address]  
 473. Contact No.: [Contact No.]  
 474. Bank Name: State Bank of India  
 475. Branch: Delhi  
 476. Account No.: 1234567890  
 477. Date: 10/10/2023  
 478. Amount: 1000  
 479. For: Salary  
 480. To: Mr. X  
 481. Signature: [Signature]  
 482. Name: Mr. X  
 483. Address: [Address]  
 484. Contact No.: [Contact No.]  
 485. Bank Name: State Bank of India  
 486. Branch: Delhi  
 487. Account No.: 1234567890  
 488. Date: 10/10/2023  
 489. Amount: 1000  
 490. For: Salary  
 491. To: Mr. X  
 492. Signature: [Signature]  
 493. Name: Mr. X  
 494. Address: [Address]  
 495. Contact No.: [Contact No.]  
 496. Bank Name: State Bank of India  
 497. Branch: Delhi  
 498. Account No.: 1234567890  
 499. Date: 10/10/2023  
 500. Amount: 1000  
 501. For: Salary  
 502. To: Mr. X  
 503. Signature: [Signature]  
 504. Name: Mr. X  
 505. Address: [Address]  
 506. Contact No.: [Contact No.]  
 507. Bank Name: State Bank of India  
 508. Branch: Delhi  
 509. Account No.: 1234567890  
 510. Date: 10/10/2023  
 511. Amount: 1000  
 512. For: Salary  
 513. To: Mr. X  
 514. Signature: [Signature]  
 515. Name: Mr. X  
 516. Address: [Address]  
 517. Contact No.: [Contact No.]  
 518. Bank Name: State Bank of India  
 519. Branch: Delhi  
 520. Account No.: 1234567890  
 521. Date: 10/10/2023  
 522. Amount: 1000  
 523. For: Salary  
 524. To: Mr. X  
 525. Signature: [Signature]  
 526. Name: Mr. X  
 527. Address: [Address]  
 528. Contact No.: [Contact No.]  
 529. Bank Name: State Bank of India  
 530. Branch: Delhi  
 531. Account No.: 12345







**PART C (Continued)**

Description of the property, interest, or other asset and details of the acquisition, disposition, or other event		Acquisition date	Disposition date	Adjusted cost base	Proceeds of disposition	Capital gain or loss
1	1. Description of the property, interest, or other asset and details of the acquisition, disposition, or other event					
2	2. Acquisition date					
3	3. Disposition date					
4	4. Adjusted cost base					
5	5. Proceeds of disposition					
6	6. Capital gain or loss					
7	7. Description of the property, interest, or other asset and details of the acquisition, disposition, or other event					
8	8. Acquisition date					
9	9. Disposition date					
10	10. Adjusted cost base					
11	11. Proceeds of disposition					
12	12. Capital gain or loss					
13	13. Description of the property, interest, or other asset and details of the acquisition, disposition, or other event					
14	14. Acquisition date					
15	15. Disposition date					
16	16. Adjusted cost base					
17	17. Proceeds of disposition					
18	18. Capital gain or loss					
19	19. Description of the property, interest, or other asset and details of the acquisition, disposition, or other event					
20	20. Acquisition date					
21	21. Disposition date					
22	22. Adjusted cost base					
23	23. Proceeds of disposition					
24	24. Capital gain or loss					
25	25. Description of the property, interest, or other asset and details of the acquisition, disposition, or other event					
26	26. Acquisition date					
27	27. Disposition date					
28	28. Adjusted cost base					
29	29. Proceeds of disposition					
30	30. Capital gain or loss					
31	31. Description of the property, interest, or other asset and details of the acquisition, disposition, or other event					
32	32. Acquisition date					
33	33. Disposition date					
34	34. Adjusted cost base					
35	35. Proceeds of disposition					
36	36. Capital gain or loss					
37	37. Description of the property, interest, or other asset and details of the acquisition, disposition, or other event					
38	38. Acquisition date					
39	39. Disposition date					
40	40. Adjusted cost base					
41	41. Proceeds of disposition					
42	42. Capital gain or loss					
43	43. Description of the property, interest, or other asset and details of the acquisition, disposition, or other event					
44	44. Acquisition date					
45	45. Disposition date					
46	46. Adjusted cost base					
47	47. Proceeds of disposition					
48	48. Capital gain or loss					
49	49. Description of the property, interest, or other asset and details of the acquisition, disposition, or other event					
50	50. Acquisition date					
51	51. Disposition date					
52	52. Adjusted cost base					
53	53. Proceeds of disposition					
54	54. Capital gain or loss					
55	55. Description of the property, interest, or other asset and details of the acquisition, disposition, or other event					
56	56. Acquisition date					
57	57. Disposition date					
58	58. Adjusted cost base					
59	59. Proceeds of disposition					
60	60. Capital gain or loss					
61	61. Description of the property, interest, or other asset and details of the acquisition, disposition, or other event					
62	62. Acquisition date					
63	63. Disposition date					
64	64. Adjusted cost base					
65	65. Proceeds of disposition					
66	66. Capital gain or loss					
67	67. Description of the property, interest, or other asset and details of the acquisition, disposition, or other event					
68	68. Acquisition date					
69	69. Disposition date					
70	70. Adjusted cost base					
71	71. Proceeds of disposition					
72	72. Capital gain or loss					
73	73. Description of the property, interest, or other asset and details of the acquisition, disposition, or other event					
74	74. Acquisition date					
75	75. Disposition date					
76	76. Adjusted cost base					
77	77. Proceeds of disposition					
78	78. Capital gain or loss					
79	79. Description of the property, interest, or other asset and details of the acquisition, disposition, or other event					
80	80. Acquisition date					
81	81. Disposition date					
82	82. Adjusted cost base					
83	83. Proceeds of disposition					
84	84. Capital gain or loss					
85	85. Description of the property, interest, or other asset and details of the acquisition, disposition, or other event					
86	86. Acquisition date					
87	87. Disposition date					
88	88. Adjusted cost base					
89	89. Proceeds of disposition					
90	90. Capital gain or loss					
91	91. Description of the property, interest, or other asset and details of the acquisition, disposition, or other event					
92	92. Acquisition date					
93	93. Disposition date					
94	94. Adjusted cost base					
95	95. Proceeds of disposition					
96	96. Capital gain or loss					
97	97. Description of the property, interest, or other asset and details of the acquisition, disposition, or other event					
98	98. Acquisition date					
99	99. Disposition date					
100	100. Adjusted cost base					
101	101. Proceeds of disposition					
102	102. Capital gain or loss					

Sl. No.	Particulars	Debit	Credit	Total
1	Balance b/d			
2	By Cash			
3	To Cash			
4	By Bank			
5	To Bank			
6	By Balance c/d			
7	To Balance c/d			
8	Total			

I hereby certify that the above is a true and correct copy of the account as shown in the books of account maintained by me.

Name: \_\_\_\_\_  
 Date: \_\_\_\_\_  
 Signature: \_\_\_\_\_



Signature of the Head of the Institution: \_\_\_\_\_  
 Name: \_\_\_\_\_  
 Designation: \_\_\_\_\_

**FIRMS DETAILS**

Form No. TRACES-1

**PART A**

Details of the firm/individual/other person to whom TDS has been deducted, as per the provisions of section 192 of the Income Tax Act, 1961, and the amount of tax deducted thereon. It is provided that the details of the person to whom TDS has been deducted are as follows:

Firm Name: <b>TRACES</b>  Name of the firm/individual/other person: <b>TRACES (PVT) LTD., B-10, KANUNJI BROS BUILDING, 1ST FLOOR, 100, MARKET, CHANDAN NAGAR, DELHI-110058</b>  PAN No.: <b>AAACD0001</b> TIN No.: <b>1200000000</b> Date of commencement of business:	Full name of the firm/individual/other person:  Address of the firm/individual/other person: <b>100, MARKET, CHANDAN NAGAR, DELHI-110058</b>  Telephone No.: <b>011-26100000</b>	Full name of the firm/individual/other person: Address of the firm/individual/other person: <b>100, MARKET, CHANDAN NAGAR, DELHI-110058</b>  Telephone No.: <b>011-26100000</b>	Full name of the firm/individual/other person: Address of the firm/individual/other person: <b>100, MARKET, CHANDAN NAGAR, DELHI-110058</b>  Telephone No.: <b>011-26100000</b>
---	--	--	--

**EMPLOYEES**
**NO. OF TD**
**AMOUNT**
**DATE OF DEDUCTION**

Name of the firm/individual/other person: <b>TRACES (PVT) LTD., B-10, KANUNJI BROS BUILDING, 1ST FLOOR, 100, MARKET, CHANDAN NAGAR, DELHI-110058</b>  PAN No.: <b>AAACD0001</b> TIN No.: <b>1200000000</b> Date of commencement of business:	Full name of the firm/individual/other person: Address of the firm/individual/other person: <b>100, MARKET, CHANDAN NAGAR, DELHI-110058</b>  Telephone No.: <b>011-26100000</b>	Full name of the firm/individual/other person: Address of the firm/individual/other person: <b>100, MARKET, CHANDAN NAGAR, DELHI-110058</b>  Telephone No.: <b>011-26100000</b>	Full name of the firm/individual/other person: Address of the firm/individual/other person: <b>100, MARKET, CHANDAN NAGAR, DELHI-110058</b>  Telephone No.: <b>011-26100000</b>
---	--	--	--

Sl. No.	Name of the firm/individual/other person to whom TDS has been deducted	Amount of TDS deducted	Date of deduction	Total TDS
1	TRACES (PVT) LTD.	100000	10/10/2018	100000
2	TRACES (PVT) LTD.	100000	10/10/2018	100000
3	TRACES (PVT) LTD.	100000	10/10/2018	100000
4	TRACES (PVT) LTD.	100000	10/10/2018	100000
<b>Total</b>		<b>400000</b>	<b>10/10/2018</b>	<b>400000</b>

DETAILS OF TDS DEDUCTIBLE AS PER THE PROVISIONS OF SECTION 192 OF THE INCOME TAX ACT, 1961, AND THE AMOUNT OF TDS DEDUCTED THEREON. It is provided that the details of the person to whom TDS has been deducted are as follows:

**Details of TDS Deductible as per**

Sl. No.	Name of the firm/individual/other person to whom TDS has been deducted	Amount of TDS deducted	Date of deduction	Total TDS
1	TRACES (PVT) LTD.	100000	10/10/2018	100000
2	TRACES (PVT) LTD.	100000	10/10/2018	100000
3	TRACES (PVT) LTD.	100000	10/10/2018	100000
4	TRACES (PVT) LTD.	100000	10/10/2018	100000
<b>Total</b>		<b>400000</b>	<b>10/10/2018</b>	<b>400000</b>

DETAILS OF TDS DEDUCTIBLE AS PER THE PROVISIONS OF SECTION 192 OF THE INCOME TAX ACT, 1961, AND THE AMOUNT OF TDS DEDUCTED THEREON. It is provided that the details of the person to whom TDS has been deducted are as follows:

Sl. No.	Name of the firm/individual/other person to whom TDS has been deducted	Amount of TDS deducted	Date of deduction	Total TDS
1	TRACES (PVT) LTD.	100000	10/10/2018	100000
2	TRACES (PVT) LTD.	100000	10/10/2018	100000
3	TRACES (PVT) LTD.	100000	10/10/2018	100000
4	TRACES (PVT) LTD.	100000	10/10/2018	100000
<b>Total</b>		<b>400000</b>	<b>10/10/2018</b>	<b>400000</b>



Tax Incentive for Investment		TABLE 1: Tax Incentive for Investment			
Year	Value (R)	Rate of Return (%)	Value of Investment (R)	Value of Investment (R)	Value of Investment (R)
1	100	10	110	121	133.1
2	100	10	110	121	133.1
3	100	10	110	121	133.1
4	100	10	110	121	133.1
5	100	10	110	121	133.1
6	100	10	110	121	133.1
7	100	10	110	121	133.1
8	100	10	110	121	133.1
9	100	10	110	121	133.1
10	100	10	110	121	133.1
Total	1000		1100	1210	1331

TABLE 1: Tax Incentive for Investment. The table shows the value of investment over 10 years. The value of investment increases over time due to the tax incentive. The total value of investment after 10 years is R1331.

Question 1: Calculate the value of investment after 10 years.

Answer: R1331

Question 2: Calculate the value of investment after 5 years.

Answer: R133.1

Question 3: Calculate the value of investment after 1 year.

Answer: R110

Question 4: Calculate the value of investment after 2 years.

Answer: R121

Question 5: Calculate the value of investment after 3 years.

Answer: R133.1

Question 6: Calculate the value of investment after 4 years.

Answer: R146.41

Question 7: Calculate the value of investment after 5 years.

Answer: R161.051

Question 8: Calculate the value of investment after 6 years.

Answer: R177.1561

Question 9: Calculate the value of investment after 7 years.

Answer: R194.87171

Question 10: Calculate the value of investment after 8 years.

Answer: R214.358881

Question 11: Calculate the value of investment after 9 years.

Answer: R235.7947691

Question 12: Calculate the value of investment after 10 years.

Answer: R259.37424601

Year	Value (R)	Rate of Return (%)	Value of Investment (R)	Value of Investment (R)	Value of Investment (R)
1	100	10	110	121	133.1
2	100	10	110	121	133.1
3	100	10	110	121	133.1
4	100	10	110	121	133.1
5	100	10	110	121	133.1
6	100	10	110	121	133.1
7	100	10	110	121	133.1
8	100	10	110	121	133.1
9	100	10	110	121	133.1
10	100	10	110	121	133.1
Total	1000		1100	1210	1331



Sl. No.	Description	Rate	Quantity	Amount
1	...	...	...	...
2	...	...	...	...
3	...	...	...	...
4	...	...	...	...
5	...	...	...	...
6	...	...	...	...
7	...	...	...	...
8	...	...	...	...
9	...	...	...	...
10	...	...	...	...

Total amount payable: ₹ 1,00,000/-

Amount paid: ₹ 50,000/-

Balance due: ₹ 50,000/-

Date: 20/05/2024

Place: ...



Signature: ...

Name: ...



ANNEXURE II

As on 31.03.2018

PART I

1. Name of the organization: The Government of Karnataka, Department of Finance, Government of Karnataka, Bangalore

2. Name of the project: **TRACES** 3. Date of completion: 31.03.2018

<b>4. Name of the organization/Project/Activity</b> The Government of Karnataka, Department of Finance, Government of Karnataka, Bangalore <b>5. Address</b> Government of Karnataka Department of Finance		<b>6. Name and address of the Donor/Agency/Institution</b> Government of Karnataka Department of Finance, Government of Karnataka, Bangalore	
<b>7. Project Category</b>	<b>8. Activity Category</b>	<b>9. Nature of the Donor's contribution</b>	<b>10. Description of the project provided by the employer/ donor/ funding agency/ institution</b>
Development	Information	Grant	



11. Budgetary details of the project/Activity

Sl. No.	Project/Activity	Estimated cost (Rs.)	Actual cost (Rs.)	Percentage of completion (%)
01	TRACES	1000000	1000000	100
02	TRACES	1000000	1000000	100
03	TRACES	1000000	1000000	100
04	TRACES	1000000	1000000	100
<b>Total</b>		<b>4000000</b>	<b>4000000</b>	<b>100%</b>

12. Name of the organization/Project/Activity: TRACES

13. Financial details of the project/Activity

Sl. No.	Particulars	Estimated cost (Rs.)	Actual cost (Rs.)	Percentage of completion (%)
01	TRACES	1000000	1000000	100
02	TRACES	1000000	1000000	100
03	TRACES	1000000	1000000	100
04	TRACES	1000000	1000000	100
<b>Total</b>		<b>4000000</b>	<b>4000000</b>	<b>100%</b>

14. Name of the organization/Project/Activity: TRACES

15. Financial details of the project/Activity

Sl. No.	Particulars	Estimated cost (Rs.)	Actual cost (Rs.)	Percentage of completion (%)
01	TRACES	1000000	1000000	100
02	TRACES	1000000	1000000	100
03	TRACES	1000000	1000000	100
04	TRACES	1000000	1000000	100
<b>Total</b>		<b>4000000</b>	<b>4000000</b>	<b>100%</b>











TDS

TRACES

TRACES (Tax Return and Compliance) System



Ministry of Finance  
New Delhi, India

FORM 16A

Income Tax

PART A

To be filled up by the deductor (TDS deductor) and to be submitted to the deductee (TDS deductee) along with the TDS statement.

Name and address of the deductor (TDS deductor)		Name and address of the deductee (TDS deductee)	
M/s. ABC & Co. Pvt. Ltd. 123, Main Street, New Delhi, India PIN: 110001		Mr. X 456, Park Road, New Delhi, India PIN: 110002	
Bank Name	Branch Name	Bank Name	Branch Name
ABC Bank	XYZ Branch	DEF Bank	GHI Branch
PAN of the deductor		PAN of the deductee	
ABCDEFGH		IJKLMNOP	
Date of issue of this Form 16A		Date of issue of this Form 16A	
31/03/2024		31/03/2024	

Sl. No.	Particulars of the amount	Amount	Amount	Amount
1	Salary	100000	100000	100000
2	Interest	20000	20000	20000
<b>Total</b>		<b>120000</b>	<b>120000</b>	<b>120000</b>

The deductor has deducted TDS at the rate of 10% as per section 192 of the Income Tax Act, 1961.

Sl. No.	The Deductor has deducted TDS at the rate of	Rate	Amount	Amount	Amount
1	10%	10%	12000	12000	12000
<b>Total</b>			<b>12000</b>	<b>12000</b>	<b>12000</b>

The deductor has deducted TDS at the rate of 10% as per section 192 of the Income Tax Act, 1961.

Sl. No.	The Deductor has deducted TDS at the rate of	Rate	Amount	Amount	Amount
1	10%	10%	12000	12000	12000
2	20%	20%	24000	24000	24000
3	30%	30%	36000	36000	36000
4	40%	40%	48000	48000	48000
5	50%	50%	60000	60000	60000
6	60%	60%	72000	72000	72000
<b>Total</b>			<b>272000</b>	<b>272000</b>	<b>272000</b>

Date

2018

DECLARATION

I, the undersigned, hereby declare that I am a citizen of India and I am not a citizen of any other country. I am not a member of any foreign government or organization. I am not a member of any political party. I am not a member of any religious organization. I am not a member of any trade union. I am not a member of any other organization. I am not a member of any other organization.

Name

[Name]

Age

[Age]

Signature



[Signature]

[Official Name and Title]

Note

- 1. This declaration is valid only for the purpose of the declaration.
- 2. It is the responsibility of the declarant to ensure that the information provided is true and correct.
- 3. Any false information provided may result in legal action.
- 4. This declaration is valid only for the purpose of the declaration.
- 5. It is the responsibility of the declarant to ensure that the information provided is true and correct.
- 6. Any false information provided may result in legal action.

DECLARATION

Form No. 100 (2018)

Sr No.	Description	Remarks
1.	...	...
2.	...	...
3.	...	...
4.	...	...





Item	ESTIMATED	Total Employee	Total Employee	Total Employee	CHANGES	Comments and	Priority
1. Agency's Total							01
2. Additions							01
3. Reductions							01
4. Net Change							01
5. Total							01
6. Total							01

1. **AGENCY'S TOTAL**

2. **ADDITIONS**

3. **REDUCTIONS**

4. **NET CHANGE**

5. **TOTAL**

6. **TOTAL**

7. **TOTAL**



8. **TOTAL**

9. **TOTAL**

10. **TOTAL**

11. **TOTAL**

12. **TOTAL**

13. **TOTAL**

14. **TOTAL**

15. **TOTAL**

16. **TOTAL**

17. **TOTAL**

18. **TOTAL**

19. **TOTAL**

20. **TOTAL**



TDS

TRACES

TRACES

TRACES



Government of India  
Ministry of Finance

FORM No. 16

2023-24 (New)

PART A

Contract No. 16/2023-24 dated 15/08/2023 for the supply of 100000 units of 1000W LED bulbs (1000W, 1000lm, 100000 units) for the year 2023-24.

Contract No. 16/2023-24

Date of payment

15/08/2023

Name of the Employer/Contractor

Name of the Employer/Contractor

1000W LED BULBS (1000W, 1000lm, 100000 units)

1000W LED BULBS (1000W, 1000lm, 100000 units)

Particulars

1000W LED BULBS

1000W LED BULBS

Particulars

Particulars

Particulars

Particulars

Particulars

Particulars

Particulars

Particulars

Particulars

Particulars

Particulars

Particulars

Summary of items of work and amount of work done in respect of the contract

Sl. No.	Description of work and amount of work done in respect of the contract	Amount paid (₹)	Amount due (₹)	Amount of work done (₹)
1.	1000W LED BULBS (1000W, 1000lm, 100000 units)	1500000	1500000	1500000
2.	1000W LED BULBS (1000W, 1000lm, 100000 units)	1500000	1500000	1500000
<b>TOTAL</b>		<b>3000000</b>	<b>3000000</b>	<b>3000000</b>

1. THE CONTRACTOR HAS DECLARED IN THE CONTRACT DOCUMENTS AND IN THE BIDDING DOCUMENTS THAT HE IS THE ORIGINAL SUPPLIER OF THE GOODS AND SERVICES SPECIFIED IN THE CONTRACT DOCUMENTS AND IN THE BIDDING DOCUMENTS.

Name of the Employer/Contractor

1000W LED BULBS (1000W, 1000lm, 100000 units)

1000W LED BULBS (1000W, 1000lm, 100000 units)

1000W LED BULBS (1000W, 1000lm, 100000 units)

1000W LED BULBS (1000W, 1000lm, 100000 units)

Total

1. THE CONTRACTOR HAS DECLARED IN THE CONTRACT DOCUMENTS AND IN THE BIDDING DOCUMENTS THAT HE IS THE ORIGINAL SUPPLIER OF THE GOODS AND SERVICES SPECIFIED IN THE CONTRACT DOCUMENTS AND IN THE BIDDING DOCUMENTS.

The amount of work done in respect of the contract is as follows:

Sl. No.	Description of work and amount of work done in respect of the contract	Amount of work done in respect of the contract			
		Amount paid (₹)	Amount due (₹)	Amount of work done (₹)	Amount of work done (₹)
1.	1000W LED BULBS (1000W, 1000lm, 100000 units)	1500000	1500000	1500000	1500000
2.	1000W LED BULBS (1000W, 1000lm, 100000 units)	1500000	1500000	1500000	1500000
3.	1000W LED BULBS (1000W, 1000lm, 100000 units)	1500000	1500000	1500000	1500000
4.	1000W LED BULBS (1000W, 1000lm, 100000 units)	1500000	1500000	1500000	1500000
5.	1000W LED BULBS (1000W, 1000lm, 100000 units)	1500000	1500000	1500000	1500000
6.	1000W LED BULBS (1000W, 1000lm, 100000 units)	1500000	1500000	1500000	1500000





Sl. No.	Description	Amount	Particulars	Balance
1.	Balance b/d			200000
2.	By Cash			200000
3.	To Cash			200000
4.	By Cash			200000
5.	To Cash			200000
6.	By Cash			200000
7.	To Cash			200000
8.	By Cash			200000
9.	To Cash			200000
10.	By Cash			200000
11.	To Cash			200000
12.	By Cash			200000
13.	To Cash			200000
14.	By Cash			200000
15.	To Cash			200000
16.	By Cash			200000
17.	To Cash			200000
18.	By Cash			200000
19.	To Cash			200000
20.	By Cash			200000
21.	To Cash			200000
22.	By Cash			200000
23.	To Cash			200000
24.	By Cash			200000
25.	To Cash			200000
26.	By Cash			200000
27.	To Cash			200000
28.	By Cash			200000
29.	To Cash			200000
30.	By Cash			200000
31.	To Cash			200000
32.	By Cash			200000
33.	To Cash			200000
34.	By Cash			200000
35.	To Cash			200000
36.	By Cash			200000
37.	To Cash			200000
38.	By Cash			200000
39.	To Cash			200000
40.	By Cash			200000
41.	To Cash			200000
42.	By Cash			200000
43.	To Cash			200000
44.	By Cash			200000
45.	To Cash			200000
46.	By Cash			200000
47.	To Cash			200000
48.	By Cash			200000
49.	To Cash			200000
50.	By Cash			200000
51.	To Cash			200000
52.	By Cash			200000
53.	To Cash			200000
54.	By Cash			200000
55.	To Cash			200000
56.	By Cash			200000
57.	To Cash			200000
58.	By Cash			200000
59.	To Cash			200000
60.	By Cash			200000
61.	To Cash			200000
62.	By Cash			200000
63.	To Cash			200000
64.	By Cash			200000
65.	To Cash			200000
66.	By Cash			200000
67.	To Cash			200000
68.	By Cash			200000
69.	To Cash			200000
70.	By Cash			200000
71.	To Cash			200000
72.	By Cash			200000
73.	To Cash			200000
74.	By Cash			200000
75.	To Cash			200000
76.	By Cash			200000
77.	To Cash			200000
78.	By Cash			200000
79.	To Cash			200000
80.	By Cash			200000
81.	To Cash			200000
82.	By Cash			200000
83.	To Cash			200000
84.	By Cash			200000
85.	To Cash			200000
86.	By Cash			200000
87.	To Cash			200000
88.	By Cash			200000
89.	To Cash			200000
90.	By Cash			200000
91.	To Cash			200000
92.	By Cash			200000
93.	To Cash			200000
94.	By Cash			200000
95.	To Cash			200000
96.	By Cash			200000
97.	To Cash			200000
98.	By Cash			200000
99.	To Cash			200000
100.	By Cash			200000

**THE BANK OF INDIA**  
 Head Office: 1, Exchange Bazaar, Calcutta.  
 Branches: Madras, Bombay, etc.  
 Capital: Rs. 100,00,000.  
 Reserve: Rs. 20,00,000.  
 Deposits: Rs. 50,00,000.  
 Loans: Rs. 10,00,000.  
 Advances: Rs. 5,00,000.  
 Bills: Rs. 2,00,000.  
 Discounts: Rs. 1,00,000.  
 Interest: Rs. 50,000.  
 Dividends: Rs. 25,000.  
 Profits: Rs. 12,500.  
 Losses: Rs. 6,250.  
 Total: Rs. 1,00,00,000.



*Sd/-*  
 Manager  
 The Bank of India  
 Madras



**FORM NO. 16**

**EXTENDED**

**PART A**

A.1. This form shall be filled by the District Health Officer (DHO) for the district, or the District Collector, if the District Health Officer is absent, for the purpose of submitting the data to the State Health Department.

District Name: **COOBEAR**

Date reported: **14/06/2021**

Name and address of the Primary Health Centre		Name and address of the Primary Health Centre	
PHC, KANNIYAKKOTTA, LOWER NORTH CANNIYAKKOTTA, DISTRICT COOBEAR KANNIYAKKOTTA, LOWER NORTH CANNIYAKKOTTA, DISTRICT COOBEAR Kanniyakotta COOBEAR DISTRICT PIN-626001 (Tamil Nadu)		PHC, KANNIYAKKOTTA, LOWER NORTH CANNIYAKKOTTA, DISTRICT COOBEAR KANNIYAKKOTTA, LOWER NORTH CANNIYAKKOTTA, DISTRICT COOBEAR Kanniyakotta COOBEAR DISTRICT PIN-626001 (Tamil Nadu)	
Private Consultant	Private Consultant	PHC Officer	Private Consultant, if any, and the name of the institution where the patient is being treated

<b>PATIENTS</b>	<b>DEATHS</b>	<b>RECOVERIES</b>	
-----------------	---------------	-------------------	--



Sl. No.	Name of the patient	Age	Sex	Occupation	Address
01	...	...	...	...	...
02	...	...	...	...	...
03	...	...	...	...	...
04	...	...	...	...	...
<b>Total</b>					

A.2. This form shall be filled by the District Health Officer (DHO) for the district, or the District Collector, if the District Health Officer is absent, for the purpose of submitting the data to the State Health Department.

Sl. No.	Name of the patient	Age	Sex	Occupation	Address
01	...	...	...	...	...
02	...	...	...	...	...
03	...	...	...	...	...
04	...	...	...	...	...
<b>Total</b>					

A.3. This form shall be filled by the District Health Officer (DHO) for the district, or the District Collector, if the District Health Officer is absent, for the purpose of submitting the data to the State Health Department.

Sl. No.	Name of the patient	Age	Sex	Occupation	Address
1	...	...	...	...	...
2	...	...	...	...	...
3	...	...	...	...	...
4	...	...	...	...	...

No.	Particulars	Particulars			
		2014	2013	2012	2011
1	Fixed Assets	1000	1000	1000	1000
2	Current Assets	1000	1000	1000	1000
3	Capital	2000	2000	2000	2000
4	Reserves	1000	1000	1000	1000
5	Liabilities	1000	1000	1000	1000
6	Total	4000	4000	4000	4000

Notes

1. The company was incorporated in the State of Karnataka, India, under the Companies Act, 1956. The registered office of the company is situated at Bangalore, Karnataka, India. The company is engaged in the business of providing software solutions to its clients.

Date	31/12/2014
Place	Bangalore
Signature	[Signature]

The above statement is true and correct to the best of my knowledge and belief. I am a Director of the company and I have signed this statement on behalf of the company.

Statement of Financial Position

No.	Particulars	2014	2013
1	Fixed Assets	1000	1000
2	Current Assets	1000	1000
3	Capital	2000	2000
4	Reserves	1000	1000
5	Liabilities	1000	1000
6	Total	4000	4000



Sl. No.	Description	Particulars	Amount	Total
1.	...	...	...	...
2.	...	...	...	...
3.	...	...	...	...
4.	...	...	...	...
5.	...	...	...	...
6.	...	...	...	...
7.	...	...	...	...
8.	...	...	...	...
9.	...	...	...	...
10.	...	...	...	...
11.	...	...	...	...
12.	...	...	...	...
13.	...	...	...	...
14.	...	...	...	...
15.	...	...	...	...
16.	...	...	...	...
17.	...	...	...	...
18.	...	...	...	...
19.	...	...	...	...
20.	...	...	...	...
21.	...	...	...	...
22.	...	...	...	...
23.	...	...	...	...
24.	...	...	...	...
25.	...	...	...	...
26.	...	...	...	...
27.	...	...	...	...
28.	...	...	...	...
29.	...	...	...	...
30.	...	...	...	...
31.	...	...	...	...
32.	...	...	...	...
33.	...	...	...	...
34.	...	...	...	...
35.	...	...	...	...
36.	...	...	...	...
37.	...	...	...	...
38.	...	...	...	...
39.	...	...	...	...
40.	...	...	...	...
41.	...	...	...	...
42.	...	...	...	...
43.	...	...	...	...
44.	...	...	...	...
45.	...	...	...	...
46.	...	...	...	...
47.	...	...	...	...
48.	...	...	...	...
49.	...	...	...	...
50.	...	...	...	...
51.	...	...	...	...
52.	...	...	...	...
53.	...	...	...	...
54.	...	...	...	...
55.	...	...	...	...
56.	...	...	...	...
57.	...	...	...	...
58.	...	...	...	...
59.	...	...	...	...
60.	...	...	...	...
61.	...	...	...	...
62.	...	...	...	...
63.	...	...	...	...
64.	...	...	...	...
65.	...	...	...	...
66.	...	...	...	...
67.	...	...	...	...
68.	...	...	...	...
69.	...	...	...	...
70.	...	...	...	...
71.	...	...	...	...
72.	...	...	...	...
73.	...	...	...	...
74.	...	...	...	...
75.	...	...	...	...
76.	...	...	...	...
77.	...	...	...	...
78.	...	...	...	...
79.	...	...	...	...
80.	...	...	...	...
81.	...	...	...	...
82.	...	...	...	...
83.	...	...	...	...
84.	...	...	...	...
85.	...	...	...	...
86.	...	...	...	...
87.	...	...	...	...
88.	...	...	...	...
89.	...	...	...	...
90.	...	...	...	...
91.	...	...	...	...
92.	...	...	...	...
93.	...	...	...	...
94.	...	...	...	...
95.	...	...	...	...
96.	...	...	...	...
97.	...	...	...	...
98.	...	...	...	...
99.	...	...	...	...
100.	...	...	...	...

... ..

... ..



... ..

... ..



Line	Tax Exempt Organization Identification Number (EIN)	Foreign Investment Income (FDI)			
		Dividend Income	Interest Income	Other Income	Total
1	12-345678901	10000	20000	30000	60000
2	987654321	50000	100000	150000	300000
3	111111111	20000	40000	60000	120000
4	222222222	30000	60000	90000	180000
<b>Total</b>		<b>150000</b>	<b>300000</b>	<b>450000</b>	<b>900000</b>

This document is a summary of the information reported on Form 1042-B for the calendar year 2018. It is not a tax return and should not be used for tax purposes. The information is provided for informational purposes only. The U.S. Department of the Treasury and the Internal Revenue Service are not responsible for the accuracy or completeness of the information reported on this document. The information is provided for informational purposes only and should not be used for tax purposes.

Form 1042-B (02/18)  
 Date: 01/15/2019  
 Department of the Treasury  
 Tax and Customs Administration



Approved by: [Signature]  
 Title: [Title]  
 Department of the Treasury

**Notes:**  
 1. This document is a summary of the information reported on Form 1042-B for the calendar year 2018. It is not a tax return and should not be used for tax purposes. The information is provided for informational purposes only. The U.S. Department of the Treasury and the Internal Revenue Service are not responsible for the accuracy or completeness of the information reported on this document. The information is provided for informational purposes only and should not be used for tax purposes.  
 2. The information reported on this document is for informational purposes only and should not be used for tax purposes. The information is provided for informational purposes only and should not be used for tax purposes.  
 3. The information reported on this document is for informational purposes only and should not be used for tax purposes. The information is provided for informational purposes only and should not be used for tax purposes.

**Explanatory Notes:**

**Line 1 - Dividend Income**

Line	Organization	Description
1	12-345678901	Dividend income from ABC Corporation, 10000
2	987654321	Dividend income from XYZ Corporation, 50000
3	111111111	Dividend income from PQR Corporation, 20000
4	222222222	Dividend income from STU Corporation, 30000




Unit 1: Linear Equations and Functions

Question	Answer	Mark	Grade	Score
1. Solve the equation for x: $2x + 5 = 15$	$x = 5$	1	100%	100%
2. Solve the equation for x: $3x - 7 = 20$	$x = 9$	1	100%	100%
3. Solve the equation for x: $4x + 1 = 17$	$x = 4$	1	100%	100%
4. Solve the equation for x: $5x - 2 = 18$	$x = 4$	1	100%	100%
5. Solve the equation for x: $6x + 3 = 21$	$x = 3$	1	100%	100%
6. Solve the equation for x: $7x - 4 = 25$	$x = 5$	1	100%	100%
7. Solve the equation for x: $8x + 5 = 31$	$x = 4$	1	100%	100%
8. Solve the equation for x: $9x - 6 = 36$	$x = 5$	1	100%	100%
9. Solve the equation for x: $10x + 7 = 42$	$x = 3.5$	1	100%	100%
10. Solve the equation for x: $11x - 8 = 49$	$x = 5$	1	100%	100%
11. Solve the equation for x: $12x + 9 = 57$	$x = 4$	1	100%	100%
12. Solve the equation for x: $13x - 10 = 68$	$x = 6$	1	100%	100%
13. Solve the equation for x: $14x + 11 = 77$	$x = 5$	1	100%	100%
14. Solve the equation for x: $15x - 12 = 87$	$x = 7$	1	100%	100%
15. Solve the equation for x: $16x + 13 = 101$	$x = 6.5$	1	100%	100%
16. Solve the equation for x: $17x - 14 = 116$	$x = 7$	1	100%	100%
17. Solve the equation for x: $18x + 15 = 130$	$x = 7.5$	1	100%	100%
18. Solve the equation for x: $19x - 16 = 145$	$x = 8$	1	100%	100%
19. Solve the equation for x: $20x + 17 = 159$	$x = 8.5$	1	100%	100%
20. Solve the equation for x: $21x - 18 = 174$	$x = 9$	1	100%	100%
21. Solve the equation for x: $22x + 19 = 188$	$x = 9.5$	1	100%	100%
22. Solve the equation for x: $23x - 20 = 203$	$x = 10$	1	100%	100%
23. Solve the equation for x: $24x + 21 = 217$	$x = 10.5$	1	100%	100%
24. Solve the equation for x: $25x - 22 = 232$	$x = 11$	1	100%	100%
25. Solve the equation for x: $26x + 23 = 246$	$x = 11.5$	1	100%	100%
26. Solve the equation for x: $27x - 24 = 261$	$x = 12$	1	100%	100%
27. Solve the equation for x: $28x + 25 = 275$	$x = 12.5$	1	100%	100%
28. Solve the equation for x: $29x - 26 = 290$	$x = 13$	1	100%	100%
29. Solve the equation for x: $30x + 27 = 304$	$x = 13.5$	1	100%	100%
30. Solve the equation for x: $31x - 28 = 319$	$x = 14$	1	100%	100%
31. Solve the equation for x: $32x + 29 = 333$	$x = 14.5$	1	100%	100%
32. Solve the equation for x: $33x - 30 = 348$	$x = 15$	1	100%	100%
33. Solve the equation for x: $34x + 31 = 362$	$x = 15.5$	1	100%	100%
34. Solve the equation for x: $35x - 32 = 377$	$x = 16$	1	100%	100%
35. Solve the equation for x: $36x + 33 = 391$	$x = 16.5$	1	100%	100%
36. Solve the equation for x: $37x - 34 = 406$	$x = 17$	1	100%	100%
37. Solve the equation for x: $38x + 35 = 420$	$x = 17.5$	1	100%	100%
38. Solve the equation for x: $39x - 36 = 435$	$x = 18$	1	100%	100%
39. Solve the equation for x: $40x + 37 = 449$	$x = 18.5$	1	100%	100%
40. Solve the equation for x: $41x - 38 = 464$	$x = 19$	1	100%	100%
41. Solve the equation for x: $42x + 39 = 478$	$x = 19.5$	1	100%	100%
42. Solve the equation for x: $43x - 40 = 493$	$x = 20$	1	100%	100%
43. Solve the equation for x: $44x + 41 = 507$	$x = 20.5$	1	100%	100%
44. Solve the equation for x: $45x - 42 = 522$	$x = 21$	1	100%	100%
45. Solve the equation for x: $46x + 43 = 536$	$x = 21.5$	1	100%	100%
46. Solve the equation for x: $47x - 44 = 551$	$x = 22$	1	100%	100%
47. Solve the equation for x: $48x + 45 = 565$	$x = 22.5$	1	100%	100%
48. Solve the equation for x: $49x - 46 = 580$	$x = 23$	1	100%	100%
49. Solve the equation for x: $50x + 47 = 594$	$x = 23.5$	1	100%	100%
50. Solve the equation for x: $51x - 48 = 609$	$x = 24$	1	100%	100%
51. Solve the equation for x: $52x + 49 = 623$	$x = 24.5$	1	100%	100%
52. Solve the equation for x: $53x - 50 = 638$	$x = 25$	1	100%	100%
53. Solve the equation for x: $54x + 51 = 652$	$x = 25.5$	1	100%	100%
54. Solve the equation for x: $55x - 52 = 667$	$x = 26$	1	100%	100%
55. Solve the equation for x: $56x + 53 = 681$	$x = 26.5$	1	100%	100%
56. Solve the equation for x: $57x - 54 = 696$	$x = 27$	1	100%	100%
57. Solve the equation for x: $58x + 55 = 710$	$x = 27.5$	1	100%	100%
58. Solve the equation for x: $59x - 56 = 725$	$x = 28$	1	100%	100%
59. Solve the equation for x: $60x + 57 = 739$	$x = 28.5$	1	100%	100%
60. Solve the equation for x: $61x - 58 = 754$	$x = 29$	1	100%	100%
61. Solve the equation for x: $62x + 59 = 768$	$x = 29.5$	1	100%	100%
62. Solve the equation for x: $63x - 60 = 783$	$x = 30$	1	100%	100%
63. Solve the equation for x: $64x + 61 = 797$	$x = 30.5$	1	100%	100%
64. Solve the equation for x: $65x - 62 = 812$	$x = 31$	1	100%	100%
65. Solve the equation for x: $66x + 63 = 826$	$x = 31.5$	1	100%	100%
66. Solve the equation for x: $67x - 64 = 841$	$x = 32$	1	100%	100%
67. Solve the equation for x: $68x + 65 = 855$	$x = 32.5$	1	100%	100%
68. Solve the equation for x: $69x - 66 = 870$	$x = 33$	1	100%	100%
69. Solve the equation for x: $70x + 67 = 884$	$x = 33.5$	1	100%	100%
70. Solve the equation for x: $71x - 68 = 899$	$x = 34$	1	100%	100%
71. Solve the equation for x: $72x + 69 = 913$	$x = 34.5$	1	100%	100%
72. Solve the equation for x: $73x - 70 = 928$	$x = 35$	1	100%	100%
73. Solve the equation for x: $74x + 71 = 942$	$x = 35.5$	1	100%	100%
74. Solve the equation for x: $75x - 72 = 957$	$x = 36$	1	100%	100%
75. Solve the equation for x: $76x + 73 = 971$	$x = 36.5$	1	100%	100%
76. Solve the equation for x: $77x - 74 = 986$	$x = 37$	1	100%	100%
77. Solve the equation for x: $78x + 75 = 1000$	$x = 37.5$	1	100%	100%
78. Solve the equation for x: $79x - 76 = 1015$	$x = 38$	1	100%	100%
79. Solve the equation for x: $80x + 77 = 1029$	$x = 38.5$	1	100%	100%
80. Solve the equation for x: $81x - 78 = 1044$	$x = 39$	1	100%	100%
81. Solve the equation for x: $82x + 79 = 1058$	$x = 39.5$	1	100%	100%
82. Solve the equation for x: $83x - 80 = 1073$	$x = 40$	1	100%	100%
83. Solve the equation for x: $84x + 81 = 1087$	$x = 40.5$	1	100%	100%
84. Solve the equation for x: $85x - 82 = 1102$	$x = 41$	1	100%	100%
85. Solve the equation for x: $86x + 83 = 1116$	$x = 41.5$	1	100%	100%
86. Solve the equation for x: $87x - 84 = 1131$	$x = 42$	1	100%	100%
87. Solve the equation for x: $88x + 85 = 1145$	$x = 42.5$	1	100%	100%
88. Solve the equation for x: $89x - 86 = 1160$	$x = 43$	1	100%	100%
89. Solve the equation for x: $90x + 87 = 1174$	$x = 43.5$	1	100%	100%
90. Solve the equation for x: $91x - 88 = 1189$	$x = 44$	1	100%	100%
91. Solve the equation for x: $92x + 89 = 1203$	$x = 44.5$	1	100%	100%
92. Solve the equation for x: $93x - 90 = 1218$	$x = 45$	1	100%	100%
93. Solve the equation for x: $94x + 91 = 1232$	$x = 45.5$	1	100%	100%
94. Solve the equation for x: $95x - 92 = 1247$	$x = 46$	1	100%	100%
95. Solve the equation for x: $96x + 93 = 1261$	$x = 46.5$	1	100%	100%
96. Solve the equation for x: $97x - 94 = 1276$	$x = 47$	1	100%	100%
97. Solve the equation for x: $98x + 95 = 1290$	$x = 47.5$	1	100%	100%
98. Solve the equation for x: $99x - 96 = 1305$	$x = 48$	1	100%	100%
99. Solve the equation for x: $100x + 97 = 1319$	$x = 48.5$	1	100%	100%
100. Solve the equation for x: $101x - 98 = 1334$	$x = 49$	1	100%	100%

1. Name of the candidate	2. Roll Number	3. Date of Birth	4. Sex	5. Religion
1. Name of the candidate	2. Roll Number	3. Date of Birth	4. Sex	5. Religion
6. Name of the candidate	7. Roll Number	8. Date of Birth	9. Sex	10. Religion
11. Name of the candidate	12. Roll Number	13. Date of Birth	14. Sex	15. Religion
16. Name of the candidate	17. Roll Number	18. Date of Birth	19. Sex	20. Religion
21. Name of the candidate	22. Roll Number	23. Date of Birth	24. Sex	25. Religion
26. Name of the candidate	27. Roll Number	28. Date of Birth	29. Sex	30. Religion
31. Name of the candidate	32. Roll Number	33. Date of Birth	34. Sex	35. Religion
36. Name of the candidate	37. Roll Number	38. Date of Birth	39. Sex	40. Religion
41. Name of the candidate	42. Roll Number	43. Date of Birth	44. Sex	45. Religion
46. Name of the candidate	47. Roll Number	48. Date of Birth	49. Sex	50. Religion
51. Name of the candidate	52. Roll Number	53. Date of Birth	54. Sex	55. Religion
56. Name of the candidate	57. Roll Number	58. Date of Birth	59. Sex	60. Religion
61. Name of the candidate	62. Roll Number	63. Date of Birth	64. Sex	65. Religion
66. Name of the candidate	67. Roll Number	68. Date of Birth	69. Sex	70. Religion
71. Name of the candidate	72. Roll Number	73. Date of Birth	74. Sex	75. Religion
76. Name of the candidate	77. Roll Number	78. Date of Birth	79. Sex	80. Religion
81. Name of the candidate	82. Roll Number	83. Date of Birth	84. Sex	85. Religion
86. Name of the candidate	87. Roll Number	88. Date of Birth	89. Sex	90. Religion
91. Name of the candidate	92. Roll Number	93. Date of Birth	94. Sex	95. Religion
96. Name of the candidate	97. Roll Number	98. Date of Birth	99. Sex	100. Religion

**FOR OFFICE USE**

1. Name of the candidate	2. Roll Number	3. Date of Birth	4. Sex	5. Religion
6. Name of the candidate	7. Roll Number	8. Date of Birth	9. Sex	10. Religion
11. Name of the candidate	12. Roll Number	13. Date of Birth	14. Sex	15. Religion
16. Name of the candidate	17. Roll Number	18. Date of Birth	19. Sex	20. Religion
21. Name of the candidate	22. Roll Number	23. Date of Birth	24. Sex	25. Religion
26. Name of the candidate	27. Roll Number	28. Date of Birth	29. Sex	30. Religion
31. Name of the candidate	32. Roll Number	33. Date of Birth	34. Sex	35. Religion
36. Name of the candidate	37. Roll Number	38. Date of Birth	39. Sex	40. Religion
41. Name of the candidate	42. Roll Number	43. Date of Birth	44. Sex	45. Religion
46. Name of the candidate	47. Roll Number	48. Date of Birth	49. Sex	50. Religion
51. Name of the candidate	52. Roll Number	53. Date of Birth	54. Sex	55. Religion
56. Name of the candidate	57. Roll Number	58. Date of Birth	59. Sex	60. Religion
61. Name of the candidate	62. Roll Number	63. Date of Birth	64. Sex	65. Religion
66. Name of the candidate	67. Roll Number	68. Date of Birth	69. Sex	70. Religion
71. Name of the candidate	72. Roll Number	73. Date of Birth	74. Sex	75. Religion
76. Name of the candidate	77. Roll Number	78. Date of Birth	79. Sex	80. Religion
81. Name of the candidate	82. Roll Number	83. Date of Birth	84. Sex	85. Religion
86. Name of the candidate	87. Roll Number	88. Date of Birth	89. Sex	90. Religion
91. Name of the candidate	92. Roll Number	93. Date of Birth	94. Sex	95. Religion
96. Name of the candidate	97. Roll Number	98. Date of Birth	99. Sex	100. Religion



*[Handwritten Signature]*  
 Director, Government of Karnataka  
 Bangalore

**FORM NO. 16**

(Income Tax)

**PART A**

This form shall be furnished by the deductor to the deductee in respect of the tax deducted or collected on behalf of the Government of India or any State Government or any local authority or any other authority or person.

 Deductor's Name: **SUNSHINE**

 Date of Issue: **11 Jan 2021**

<b>Name and address of the deductor (if not a specified bank)</b> SUNSHINE, Plot No. 1, Sector 1, Gurgaon, Haryana PIN: 122001, India Contact No.: 9876543210		<b>Name and address of the deductee (if not a specified bank)</b> Mr. Ravi Kumar, Plot No. 1, Sector 1, Gurgaon, Haryana PIN: 122001, India Contact No.: 9876543210	
<b>Bank Name</b> SUNSHINE BANK	<b>Branch Name</b> Gurgaon	<b>Bank Code</b> SUNSHINE	<b>Branch Code</b> GUR001

Sl. No.	Description of the Payment	Date of Payment	Amount Paid (₹)	TDS Deducted (₹)	TDS Rate (%)	TDS Amount (₹)	Total Amount Paid (₹)	Total TDS Deducted (₹)
1	Salary	01/01/2021	100000	10000	10%	10000	110000	10000
2	Bonus	15/01/2021	50000	5000	10%	5000	55000	5000
3	Gratuity	31/01/2021	20000	0	0%	0	20000	0
<b>Total</b>			<b>170000</b>	<b>15000</b>		<b>15000</b>	<b>185000</b>	<b>15000</b>

Declaration of the deductor: I hereby declare that the information furnished above is true and correct to the best of my knowledge and belief.

<b>Signature of the deductor</b> (Name) Ravi Kumar	<b>Signature of the deductee</b> (Name) Ravi Kumar	<b>Signature of the deductor</b> (Name) Ravi Kumar	<b>Signature of the deductee</b> (Name) Ravi Kumar
--	--	--	--

Declaration of the deductor: I hereby declare that the information furnished above is true and correct to the best of my knowledge and belief.

Sl. No.	Description of the Payment	Date of Payment	Amount Paid (₹)	TDS Deducted (₹)	TDS Rate (%)	TDS Amount (₹)	Total Amount Paid (₹)	Total TDS Deducted (₹)
1	Salary	01/01/2021	100000	10000	10%	10000	110000	10000
2	Bonus	15/01/2021	50000	5000	10%	5000	55000	5000
3	Gratuity	31/01/2021	20000	0	0%	0	20000	0
<b>Total</b>			<b>170000</b>	<b>15000</b>		<b>15000</b>	<b>185000</b>	<b>15000</b>









**LOUDEST**

Revenue Department

**EXHIBIT**

For the purpose of the Revenue Department, the following details are furnished for the purpose of the Revenue Department, as per the details furnished by the Revenue Department, as per the details furnished by the Revenue Department.

<p><b>Particulars</b></p> <p>Revenue Department</p>		<p><b>Particulars</b></p> <p>Revenue Department</p>	
<p>Revenue Department</p>		<p>Revenue Department</p>	
<p>Revenue Department</p>		<p>Revenue Department</p>	
<p>Revenue Department</p>		<p>Revenue Department</p>	
<p>Revenue Department</p>		<p>Revenue Department</p>	

**TABLE**

**TABLE**

**TABLE**

Revenue Department

Revenue Department

Revenue Department	Revenue Department
Revenue Department	Revenue Department

Revenue Department



Revenue Department	Revenue Department	Revenue Department	Revenue Department	Revenue Department
Revenue Department	Revenue Department	Revenue Department	Revenue Department	Revenue Department
Revenue Department	Revenue Department	Revenue Department	Revenue Department	Revenue Department
Revenue Department	Revenue Department	Revenue Department	Revenue Department	Revenue Department
Revenue Department	Revenue Department	Revenue Department	Revenue Department	Revenue Department

Revenue Department

**TABLE**

Revenue Department	Revenue Department	Revenue Department	Revenue Department	Revenue Department
Revenue Department	Revenue Department	Revenue Department	Revenue Department	Revenue Department

**TABLE**

Revenue Department

**TABLE**

Revenue Department	Revenue Department	Revenue Department	Revenue Department	Revenue Department
Revenue Department	Revenue Department	Revenue Department	Revenue Department	Revenue Department
Revenue Department	Revenue Department	Revenue Department	Revenue Department	Revenue Department
Revenue Department	Revenue Department	Revenue Department	Revenue Department	Revenue Department















Code	Description	Unit	Rate	Total
1	...	...	...	...
2	...	...	...	...
3	...	...	...	...
4	...	...	...	...
5	...	...	...	...
6	...	...	...	...
7	...	...	...	...
8	...	...	...	...
9	...	...	...	...
10	...	...	...	...
11	...	...	...	...
12	...	...	...	...
13	...	...	...	...
14	...	...	...	...
15	...	...	...	...
16	...	...	...	...
17	...	...	...	...
18	...	...	...	...
19	...	...	...	...
20	...	...	...	...
21	...	...	...	...
22	...	...	...	...
23	...	...	...	...
24	...	...	...	...
25	...	...	...	...
26	...	...	...	...
27	...	...	...	...
28	...	...	...	...
29	...	...	...	...
30	...	...	...	...
31	...	...	...	...
32	...	...	...	...
33	...	...	...	...
34	...	...	...	...
35	...	...	...	...
36	...	...	...	...
37	...	...	...	...
38	...	...	...	...
39	...	...	...	...
40	...	...	...	...
41	...	...	...	...
42	...	...	...	...
43	...	...	...	...
44	...	...	...	...
45	...	...	...	...
46	...	...	...	...
47	...	...	...	...
48	...	...	...	...
49	...	...	...	...
50	...	...	...	...
51	...	...	...	...
52	...	...	...	...
53	...	...	...	...
54	...	...	...	...
55	...	...	...	...
56	...	...	...	...
57	...	...	...	...
58	...	...	...	...
59	...	...	...	...
60	...	...	...	...
61	...	...	...	...
62	...	...	...	...
63	...	...	...	...
64	...	...	...	...
65	...	...	...	...
66	...	...	...	...
67	...	...	...	...
68	...	...	...	...
69	...	...	...	...
70	...	...	...	...
71	...	...	...	...
72	...	...	...	...
73	...	...	...	...
74	...	...	...	...
75	...	...	...	...
76	...	...	...	...
77	...	...	...	...
78	...	...	...	...
79	...	...	...	...
80	...	...	...	...
81	...	...	...	...
82	...	...	...	...
83	...	...	...	...
84	...	...	...	...
85	...	...	...	...
86	...	...	...	...
87	...	...	...	...
88	...	...	...	...
89	...	...	...	...
90	...	...	...	...
91	...	...	...	...
92	...	...	...	...
93	...	...	...	...
94	...	...	...	...
95	...	...	...	...
96	...	...	...	...
97	...	...	...	...
98	...	...	...	...
99	...	...	...	...
100	...	...	...	...

1. **Authority and Jurisdiction:** This document is issued under the authority of the Board of Directors of the University of the Philippines, Manila.

2. **Scope:** This document applies to all students enrolled in the Bachelor of Science in Nursing program, College of Nursing, University of the Philippines, Manila.

3. **Effective Date:** This document is effective from the date of its issuance.

4. **Revisions:** This document may be revised or amended at any time without notice.

5. **Approval:** This document has been approved by the Board of Directors of the University of the Philippines, Manila.

6. **Signature:**



Director of the Office of the Registrar  
 Office of the Registrar  
 University of the Philippines, Manila



FINANCIALS

2024-2025

Part A

Details of the Budget of the Government of Trinidad and Tobago for the financial year 2024-2025, as approved by the House of Representatives on 11th May 2024.

Approved by the House of Representatives

Date of Approval: 11 May 2024

Table A: Summary of the Budget of the Government of Trinidad and Tobago

Table B: Summary of the Budget of the Government of Trinidad and Tobago

Table A: Summary of the Budget of the Government of Trinidad and Tobago

Table B: Summary of the Budget of the Government of Trinidad and Tobago

Table A: Summary of the Budget of the Government of Trinidad and Tobago

Table B: Summary of the Budget of the Government of Trinidad and Tobago

Table C: Summary of the Budget of the Government of Trinidad and Tobago

Table D: Summary of the Budget of the Government of Trinidad and Tobago

Table A: Summary of the Budget of the Government of Trinidad and Tobago

Table B: Summary of the Budget of the Government of Trinidad and Tobago

Table C: Summary of the Budget of the Government of Trinidad and Tobago

Table D: Summary of the Budget of the Government of Trinidad and Tobago

Table A: Summary of the Budget of the Government of Trinidad and Tobago

Table B: Summary of the Budget of the Government of Trinidad and Tobago

Table C: Summary of the Budget of the Government of Trinidad and Tobago

Table D: Summary of the Budget of the Government of Trinidad and Tobago

Table E: Summary of the Budget of the Government of Trinidad and Tobago

Component	Budget Provision (Trinidad and Tobago Dollars)	Actual Provision (Trinidad and Tobago Dollars)	Actual Provision (US Dollars)	Percentage of Budget Provision (US Dollars)
1	1,000,000,000	1,000,000,000	1,000,000,000	100%
2	1,000,000,000	1,000,000,000	1,000,000,000	100%
3	1,000,000,000	1,000,000,000	1,000,000,000	100%
4	1,000,000,000	1,000,000,000	1,000,000,000	100%
<b>Total Total</b>	<b>4,000,000,000</b>	<b>4,000,000,000</b>	<b>4,000,000,000</b>	<b>100%</b>

Table F: Summary of the Budget of the Government of Trinidad and Tobago

No.	The Department responsible for the provision	Actual Provision (US Dollars)			
		Budget Provision (US Dollars)	Actual Provision (US Dollars)	Percentage of Budget Provision (US Dollars)	Percentage of Total Provision (US Dollars)
1					
2					
3					
4					
<b>Total Total</b>					

Table G: Summary of the Budget of the Government of Trinidad and Tobago

No.	The Department responsible for the provision	Actual Provision (US Dollars)		
		Budget Provision (US Dollars)	Actual Provision (US Dollars)	Percentage of Budget Provision (US Dollars)
1				
2				
3				
4				

Sl. No.	Particulars	Financial Statements Summary			
		Particulars	Particulars	Particulars	Particulars
1					
2					
3					
4					
5					
6					
7					
8					
9					
10					
11					
12					
13					
14					
15					
16					
17					
18					
19					
20					
21					
22					
23					
24					
25					
26					
27					
28					
29					
30					
31					
32					
33					
34					
35					
36					
37					
38					
39					
40					
41					
42					
43					
44					
45					
46					
47					
48					
49					
50					
51					
52					
53					
54					
55					
56					
57					
58					
59					
60					
61					
62					
63					
64					
65					
66					
67					
68					
69					
70					
71					
72					
73					
74					
75					
76					
77					
78					
79					
80					
81					
82					
83					
84					
85					
86					
87					
88					
89					
90					
91					
92					
93					
94					
95					
96					
97					
98					
99					
100					

Financial Statements

The Board of Directors of the Company has approved the financial statements for the year ended 31st March 2024. The financial statements have been prepared in accordance with the Indian Accounting Standards (Ind AS) notified under the Companies Act, 2013. The financial statements are true and fair and give a true and fair view of the financial position and performance of the Company as at the end of the year and for the year ended 31st March 2024.

For and on behalf of the Board of Directors,  
 Director  
 Director

For and on behalf of the Company,  
 Director  
 Director

Financial Statements

Sl. No.	Particulars	Particulars
1		
2		
3		
4		
5		
6		
7		
8		
9		
10		
11		
12		
13		
14		
15		
16		
17		
18		
19		
20		
21		
22		
23		
24		
25		
26		
27		
28		
29		
30		
31		
32		
33		
34		
35		
36		
37		
38		
39		
40		
41		
42		
43		
44		
45		
46		
47		
48		
49		
50		
51		
52		
53		
54		
55		
56		
57		
58		
59		
60		
61		
62		
63		
64		
65		
66		
67		
68		
69		
70		
71		
72		
73		
74		
75		
76		
77		
78		
79		
80		
81		
82		
83		
84		
85		
86		
87		
88		
89		
90		
91		
92		
93		
94		
95		
96		
97		
98		
99		
100		







No	Nama Anggota	No. Anggota	Status Keanggotaan		
			Anggota Biasa	Anggota Luar Biasa	Anggota Kehormatan
1	...	...	...	...	...
2	...	...	...	...	...
3	...	...	...	...	...
4	...	...	...	...	...
5	...	...	...	...	...
6	...	...	...	...	...
7	...	...	...	...	...
8	...	...	...	...	...
9	...	...	...	...	...
10	...	...	...	...	...
11	...	...	...	...	...
12	...	...	...	...	...
13	...	...	...	...	...
14	...	...	...	...	...
15	...	...	...	...	...
16	...	...	...	...	...
17	...	...	...	...	...
18	...	...	...	...	...
19	...	...	...	...	...
20	...	...	...	...	...
21	...	...	...	...	...
22	...	...	...	...	...
23	...	...	...	...	...
24	...	...	...	...	...
25	...	...	...	...	...
26	...	...	...	...	...
27	...	...	...	...	...
28	...	...	...	...	...
29	...	...	...	...	...
30	...	...	...	...	...
31	...	...	...	...	...
32	...	...	...	...	...
33	...	...	...	...	...
34	...	...	...	...	...
35	...	...	...	...	...
36	...	...	...	...	...
37	...	...	...	...	...
38	...	...	...	...	...
39	...	...	...	...	...
40	...	...	...	...	...
41	...	...	...	...	...
42	...	...	...	...	...
43	...	...	...	...	...
44	...	...	...	...	...
45	...	...	...	...	...
46	...	...	...	...	...
47	...	...	...	...	...
48	...	...	...	...	...
49	...	...	...	...	...
50	...	...	...	...	...
51	...	...	...	...	...
52	...	...	...	...	...
53	...	...	...	...	...
54	...	...	...	...	...
55	...	...	...	...	...
56	...	...	...	...	...
57	...	...	...	...	...
58	...	...	...	...	...
59	...	...	...	...	...
60	...	...	...	...	...
61	...	...	...	...	...
62	...	...	...	...	...
63	...	...	...	...	...
64	...	...	...	...	...
65	...	...	...	...	...
66	...	...	...	...	...
67	...	...	...	...	...
68	...	...	...	...	...
69	...	...	...	...	...
70	...	...	...	...	...
71	...	...	...	...	...
72	...	...	...	...	...
73	...	...	...	...	...
74	...	...	...	...	...
75	...	...	...	...	...
76	...	...	...	...	...
77	...	...	...	...	...
78	...	...	...	...	...
79	...	...	...	...	...
80	...	...	...	...	...
81	...	...	...	...	...
82	...	...	...	...	...
83	...	...	...	...	...
84	...	...	...	...	...
85	...	...	...	...	...
86	...	...	...	...	...
87	...	...	...	...	...
88	...	...	...	...	...
89	...	...	...	...	...
90	...	...	...	...	...
91	...	...	...	...	...
92	...	...	...	...	...
93	...	...	...	...	...
94	...	...	...	...	...
95	...	...	...	...	...
96	...	...	...	...	...
97	...	...	...	...	...
98	...	...	...	...	...
99	...	...	...	...	...
100	...	...	...	...	...

1. Berdasarkan data yang tertera pada tabel tersebut, maka dapat disimpulkan bahwa pada tahun 2020/21, terdapat 100 orang anggota yang terdaftar. Jumlah ini menunjukkan bahwa organisasi telah berhasil mempertahankan jumlah anggotanya. Hal ini dapat disebabkan oleh beberapa faktor, seperti adanya program-program yang menarik, pelayanan yang baik, dan komunikasi yang efektif.

<b>Tempo</b>	10/10/2020
<b>End</b>	10/10/2021
<b>Alamat dan Kontak</b>	Jl. ... No. ... Telp. ...

2. Berdasarkan data yang tertera pada tabel tersebut, maka dapat disimpulkan bahwa pada tahun 2021/22, terdapat 100 orang anggota yang terdaftar. Jumlah ini menunjukkan bahwa organisasi telah berhasil mempertahankan jumlah anggotanya. Hal ini dapat disebabkan oleh beberapa faktor, seperti adanya program-program yang menarik, pelayanan yang baik, dan komunikasi yang efektif.

**Lampiran 1: Daftar Anggota**

No	Nama	Alamat	No. Telp
1	...	...	...
2	...	...	...
3	...	...	...
4	...	...	...



**UNIT - 1 (continued)**

and 10% are sold during the first 10 days of the month.

2. The following is the statement of 11/11/20

1. Balance b/d				
2. Sales	Rs.	20,000.00		
3. Balance c/d	Rs.	10,000.00		
4. Balance b/d	Rs.	10,000.00		
5. Sales			Rs.	20,000.00
6. Balance c/d			Rs.	10,000.00
7. Balance b/d				
8. Sales	Rs.	10,000.00		
9. Balance c/d	Rs.	10,000.00		
10. Balance b/d	Rs.	10,000.00		
11. Sales	Rs.	10,000.00		
12. Balance c/d	Rs.	10,000.00		
13. Balance b/d	Rs.	10,000.00		
14. Sales	Rs.	10,000.00		
15. Balance c/d	Rs.	10,000.00		
16. Balance b/d	Rs.	10,000.00		
17. Sales	Rs.	10,000.00		
18. Balance c/d	Rs.	10,000.00		
19. Balance b/d	Rs.	10,000.00		
20. Sales	Rs.	10,000.00		
21. Balance c/d	Rs.	10,000.00		
22. Balance b/d	Rs.	10,000.00		
23. Sales	Rs.	10,000.00		
24. Balance c/d	Rs.	10,000.00		
25. Balance b/d	Rs.	10,000.00		
26. Sales	Rs.	10,000.00		
27. Balance c/d	Rs.	10,000.00		
28. Balance b/d	Rs.	10,000.00		
29. Sales	Rs.	10,000.00		
30. Balance c/d	Rs.	10,000.00		
31. Balance b/d	Rs.	10,000.00		
32. Sales	Rs.	10,000.00		
33. Balance c/d	Rs.	10,000.00		
34. Balance b/d	Rs.	10,000.00		
35. Sales	Rs.	10,000.00		
36. Balance c/d	Rs.	10,000.00		
37. Balance b/d	Rs.	10,000.00		
38. Sales	Rs.	10,000.00		
39. Balance c/d	Rs.	10,000.00		
40. Balance b/d	Rs.	10,000.00		
41. Sales	Rs.	10,000.00		
42. Balance c/d	Rs.	10,000.00		
43. Balance b/d	Rs.	10,000.00		
44. Sales	Rs.	10,000.00		
45. Balance c/d	Rs.	10,000.00		
46. Balance b/d	Rs.	10,000.00		
47. Sales	Rs.	10,000.00		
48. Balance c/d	Rs.	10,000.00		
49. Balance b/d	Rs.	10,000.00		
50. Sales	Rs.	10,000.00		
51. Balance c/d	Rs.	10,000.00		
52. Balance b/d	Rs.	10,000.00		
53. Sales	Rs.	10,000.00		
54. Balance c/d	Rs.	10,000.00		
55. Balance b/d	Rs.	10,000.00		
56. Sales	Rs.	10,000.00		
57. Balance c/d	Rs.	10,000.00		
58. Balance b/d	Rs.	10,000.00		
59. Sales	Rs.	10,000.00		
60. Balance c/d	Rs.	10,000.00		
61. Balance b/d	Rs.	10,000.00		
62. Sales	Rs.	10,000.00		
63. Balance c/d	Rs.	10,000.00		
64. Balance b/d	Rs.	10,000.00		
65. Sales	Rs.	10,000.00		
66. Balance c/d	Rs.	10,000.00		
67. Balance b/d	Rs.	10,000.00		
68. Sales	Rs.	10,000.00		
69. Balance c/d	Rs.	10,000.00		
70. Balance b/d	Rs.	10,000.00		
71. Sales	Rs.	10,000.00		
72. Balance c/d	Rs.	10,000.00		
73. Balance b/d	Rs.	10,000.00		
74. Sales	Rs.	10,000.00		
75. Balance c/d	Rs.	10,000.00		
76. Balance b/d	Rs.	10,000.00		
77. Sales	Rs.	10,000.00		
78. Balance c/d	Rs.	10,000.00		
79. Balance b/d	Rs.	10,000.00		
80. Sales	Rs.	10,000.00		
81. Balance c/d	Rs.	10,000.00		
82. Balance b/d	Rs.	10,000.00		
83. Sales	Rs.	10,000.00		
84. Balance c/d	Rs.	10,000.00		
85. Balance b/d	Rs.	10,000.00		
86. Sales	Rs.	10,000.00		
87. Balance c/d	Rs.	10,000.00		
88. Balance b/d	Rs.	10,000.00		
89. Sales	Rs.	10,000.00		
90. Balance c/d	Rs.	10,000.00		
91. Balance b/d	Rs.	10,000.00		
92. Sales	Rs.	10,000.00		
93. Balance c/d	Rs.	10,000.00		
94. Balance b/d	Rs.	10,000.00		
95. Sales	Rs.	10,000.00		
96. Balance c/d	Rs.	10,000.00		
97. Balance b/d	Rs.	10,000.00		
98. Sales	Rs.	10,000.00		
99. Balance c/d	Rs.	10,000.00		
100. Balance b/d	Rs.	10,000.00		

Sl. No.	Particulars	Amount	Debit	Credit	Total
1.	Balance b/d				
2.	By Cash				
3.	By Bank				
4.	By ...				
5.	By ...				
6.	By ...				
7.	By ...				
8.	By ...				
9.	By ...				
10.	By ...				
11.	By ...				
12.	By ...				
13.	By ...				
14.	By ...				
15.	By ...				
16.	By ...				
17.	By ...				
18.	By ...				
19.	By ...				
20.	By ...				
21.	By ...				
22.	By ...				
23.	By ...				
24.	By ...				
25.	By ...				
26.	By ...				
27.	By ...				
28.	By ...				
29.	By ...				
30.	By ...				
31.	By ...				
32.	By ...				
33.	By ...				
34.	By ...				
35.	By ...				
36.	By ...				
37.	By ...				
38.	By ...				
39.	By ...				
40.	By ...				
41.	By ...				
42.	By ...				
43.	By ...				
44.	By ...				
45.	By ...				
46.	By ...				
47.	By ...				
48.	By ...				
49.	By ...				
50.	By ...				
51.	By ...				
52.	By ...				
53.	By ...				
54.	By ...				
55.	By ...				
56.	By ...				
57.	By ...				
58.	By ...				
59.	By ...				
60.	By ...				
61.	By ...				
62.	By ...				
63.	By ...				
64.	By ...				
65.	By ...				
66.	By ...				
67.	By ...				
68.	By ...				
69.	By ...				
70.	By ...				
71.	By ...				
72.	By ...				
73.	By ...				
74.	By ...				
75.	By ...				
76.	By ...				
77.	By ...				
78.	By ...				
79.	By ...				
80.	By ...				
81.	By ...				
82.	By ...				
83.	By ...				
84.	By ...				
85.	By ...				
86.	By ...				
87.	By ...				
88.	By ...				
89.	By ...				
90.	By ...				
91.	By ...				
92.	By ...				
93.	By ...				
94.	By ...				
95.	By ...				
96.	By ...				
97.	By ...				
98.	By ...				
99.	By ...				
100.	By ...				

Date: \_\_\_\_\_  
 Place: \_\_\_\_\_  
 Signature: \_\_\_\_\_  
 Name: \_\_\_\_\_



Director, \_\_\_\_\_  
 \_\_\_\_\_








Sl. No.	Particulars	Debit	Credit
10	Balance b/d		100
11	To Balance b/d	100	
12	To Balance b/d		100
13	To Balance b/d		100
14	To Balance b/d		100
15	To Balance b/d		100
16	To Balance b/d		100
17	To Balance b/d		100
18	To Balance b/d		100
19	To Balance b/d		100
20	To Balance b/d		100

I hereby certify that the above is a true and correct copy of the original as per the books of account maintained by me.

Signature: \_\_\_\_\_  
 Name: \_\_\_\_\_  
 Designation: \_\_\_\_\_  
 Date: \_\_\_\_\_



Department of Accounts  
 Government of Karnataka  
 Bangalore



FORESTNS 16

Page No. 16

PART B

Statement of Assets and Liabilities of the Government of India as on 31st March 2018

Classification: A-2000-0

Last updated on: 11.06.2018

Assets and Liabilities of the Government of India

Assets and Liabilities of the Government of India

NET FINANCIAL ASSETS OF THE GOVERNMENT OF INDIA

NET FINANCIAL LIABILITIES OF THE GOVERNMENT OF INDIA

Particulars

Particulars

Particulars

Particulars

2017-18

2017-18

2017-18

ASSETS

LIABILITIES

Particulars

Government of India

2017-18

2017-18

Statement of Assets and Liabilities of the Government of India

Table with 5 columns: Particulars, Assets, Liabilities, Assets, Liabilities. Rows include Government of India, State Governments, etc.

Statement of Assets and Liabilities of the Government of India

Table with 6 columns: Particulars, Assets, Liabilities, Assets, Liabilities, Assets, Liabilities. Rows include Government of India, State Governments, etc.

Statement of Assets and Liabilities of the Government of India

Table with 5 columns: Particulars, Assets, Liabilities, Assets, Liabilities. Rows include Government of India, State Governments, etc.







10/10/2014

Customer Details: PIPER, C.      Address: 100, BROADWAY      City: LONDON      Country: ENGLAND      Postcode: EC2A 4DF      Telephone: 020 7493 8888      Email: c.piper@piperc.com

Item	Description	Quantity	Unit Price	Total Price
1	100 x 200 x 2mm White Paper	100	0.10	10.00
2	50 x 200 x 2mm White Paper	50	0.10	5.00
3	25 x 200 x 2mm White Paper	25	0.10	2.50
4	100 x 200 x 2mm White Paper	100	0.10	10.00
5	50 x 200 x 2mm White Paper	50	0.10	5.00
6	25 x 200 x 2mm White Paper	25	0.10	2.50
7	100 x 200 x 2mm White Paper	100	0.10	10.00
8	50 x 200 x 2mm White Paper	50	0.10	5.00
9	25 x 200 x 2mm White Paper	25	0.10	2.50
10	100 x 200 x 2mm White Paper	100	0.10	10.00
11	50 x 200 x 2mm White Paper	50	0.10	5.00
12	25 x 200 x 2mm White Paper	25	0.10	2.50

Subtotal: £100.00      Tax: £20.00      Total: £120.00

Customer Name: PIPER, C.      Address: 100, BROADWAY      City: LONDON      Country: ENGLAND      Postcode: EC2A 4DF      Telephone: 020 7493 8888      Email: c.piper@piperc.com

Name: Mr. C. Piper  
 Title: Director  
 Telephone: 020 7493 8888



Signature: *[Handwritten Signature]*  
 Name: Mr. C. Piper      Title: Director



Item No.	The Republic of Ireland	Financial Statements (€'000)			
		Balance Sheet	Income Statement	Statement of Financial Position	Statement of Financial Position
1	100	100	100	100	100
2	100	100	100	100	100
3	100	100	100	100	100
4	100	100	100	100	100
5	100	100	100	100	100
6	100	100	100	100	100
7	100	100	100	100	100
8	100	100	100	100	100
9	100	100	100	100	100
10	100	100	100	100	100
11	100	100	100	100	100
12	100	100	100	100	100
13	100	100	100	100	100
14	100	100	100	100	100
15	100	100	100	100	100
16	100	100	100	100	100
17	100	100	100	100	100
18	100	100	100	100	100
19	100	100	100	100	100
20	100	100	100	100	100
21	100	100	100	100	100
22	100	100	100	100	100
23	100	100	100	100	100
24	100	100	100	100	100
25	100	100	100	100	100
26	100	100	100	100	100
27	100	100	100	100	100
28	100	100	100	100	100
29	100	100	100	100	100
30	100	100	100	100	100
31	100	100	100	100	100
32	100	100	100	100	100
33	100	100	100	100	100
34	100	100	100	100	100
35	100	100	100	100	100
36	100	100	100	100	100
37	100	100	100	100	100
38	100	100	100	100	100
39	100	100	100	100	100
40	100	100	100	100	100
41	100	100	100	100	100
42	100	100	100	100	100
43	100	100	100	100	100
44	100	100	100	100	100
45	100	100	100	100	100
46	100	100	100	100	100
47	100	100	100	100	100
48	100	100	100	100	100
49	100	100	100	100	100
50	100	100	100	100	100
51	100	100	100	100	100
52	100	100	100	100	100
53	100	100	100	100	100
54	100	100	100	100	100
55	100	100	100	100	100
56	100	100	100	100	100
57	100	100	100	100	100
58	100	100	100	100	100
59	100	100	100	100	100
60	100	100	100	100	100
61	100	100	100	100	100
62	100	100	100	100	100
63	100	100	100	100	100
64	100	100	100	100	100
65	100	100	100	100	100
66	100	100	100	100	100
67	100	100	100	100	100
68	100	100	100	100	100
69	100	100	100	100	100
70	100	100	100	100	100
71	100	100	100	100	100
72	100	100	100	100	100
73	100	100	100	100	100
74	100	100	100	100	100
75	100	100	100	100	100
76	100	100	100	100	100
77	100	100	100	100	100
78	100	100	100	100	100
79	100	100	100	100	100
80	100	100	100	100	100
81	100	100	100	100	100
82	100	100	100	100	100
83	100	100	100	100	100
84	100	100	100	100	100
85	100	100	100	100	100
86	100	100	100	100	100
87	100	100	100	100	100
88	100	100	100	100	100
89	100	100	100	100	100
90	100	100	100	100	100
91	100	100	100	100	100
92	100	100	100	100	100
93	100	100	100	100	100
94	100	100	100	100	100
95	100	100	100	100	100
96	100	100	100	100	100
97	100	100	100	100	100
98	100	100	100	100	100
99	100	100	100	100	100
100	100	100	100	100	100

Notes to the Financial Statements

1. General information: The Group is a limited liability company incorporated in Ireland. The Group's registered office is at [Address]. The Group's principal activity is [Activity].

2. Financial statements: The financial statements are prepared in accordance with the accounting policies set out in Note 3. The financial statements are prepared on a going concern basis.

3. Accounting policies: The accounting policies are set out in Note 3. The accounting policies are consistent with those of the previous period.

Notes to the Financial Statements (continued)

Item No.	Description	Amount
1	Share capital	100
2	Reserves	100
3	Liabilities	100
4	Assets	100
5	Income	100
6	Expenses	100
7	Profit	100
8	Dividends	100
9	Interest	100
10	Income tax	100
11	Corporation tax	100
12	Capital gains tax	100
13	Stamp duty	100
14	Other taxes	100
15	Income tax payable	100
16	Corporation tax payable	100
17	Capital gains tax payable	100
18	Stamp duty payable	100
19	Other taxes payable	100
20	Income tax receivable	100
21	Corporation tax receivable	100
22	Capital gains tax receivable	100
23	Stamp duty receivable	100
24	Other taxes receivable	100
25	Income tax receivable	100
26	Corporation tax receivable	100
27	Capital gains tax receivable	100
28	Stamp duty receivable	100
29	Other taxes receivable	100
30	Income tax receivable	100
31	Corporation tax receivable	100
32	Capital gains tax receivable	100
33	Stamp duty receivable	100
34	Other taxes receivable	100
35	Income tax receivable	100
36	Corporation tax receivable	100
37	Capital gains tax receivable	100
38	Stamp duty receivable	100
39	Other taxes receivable	100
40	Income tax receivable	100
41	Corporation tax receivable	100
42	Capital gains tax receivable	100
43	Stamp duty receivable	100
44	Other taxes receivable	100
45	Income tax receivable	100
46	Corporation tax receivable	100
47	Capital gains tax receivable	100
48	Stamp duty receivable	100
49	Other taxes receivable	100
50	Income tax receivable	100
51	Corporation tax receivable	100
52	Capital gains tax receivable	100
53	Stamp duty receivable	100
54	Other taxes receivable	100
55	Income tax receivable	100
56	Corporation tax receivable	100
57	Capital gains tax receivable	100
58	Stamp duty receivable	100
59	Other taxes receivable	100
60	Income tax receivable	100
61	Corporation tax receivable	100
62	Capital gains tax receivable	100
63	Stamp duty receivable	100
64	Other taxes receivable	100
65	Income tax receivable	100
66	Corporation tax receivable	100
67	Capital gains tax receivable	100
68	Stamp duty receivable	100
69	Other taxes receivable	100
70	Income tax receivable	100
71	Corporation tax receivable	100
72	Capital gains tax receivable	100
73	Stamp duty receivable	100
74	Other taxes receivable	100
75	Income tax receivable	100
76	Corporation tax receivable	100
77	Capital gains tax receivable	100
78	Stamp duty receivable	100
79	Other taxes receivable	100
80	Income tax receivable	100
81	Corporation tax receivable	100
82	Capital gains tax receivable	100
83	Stamp duty receivable	100
84	Other taxes receivable	100
85	Income tax receivable	100
86	Corporation tax receivable	100
87	Capital gains tax receivable	100
88	Stamp duty receivable	100
89	Other taxes receivable	100
90	Income tax receivable	100
91	Corporation tax receivable	100
92	Capital gains tax receivable	100
93	Stamp duty receivable	100
94	Other taxes receivable	100
95	Income tax receivable	100
96	Corporation tax receivable	100
97	Capital gains tax receivable	100
98	Stamp duty receivable	100
99	Other taxes receivable	100
100	Income tax receivable	100



Sl. No.	Particulars	2021-22	2020-21	2019-20	2018-19	2017-18	2016-17	2015-16	2014-15
1	ADDITIONAL DEBIT								
10	Loss (Other than provision for Staff Gratuity)								
15	Provision for Staff Gratuity								
20	Provision for Staff Gratuity (Partly Recovered)								
25	Provision for Staff Gratuity (Partly Recovered)								
30	Provision for Staff Gratuity (Partly Recovered)								
35	Provision for Staff Gratuity (Partly Recovered)								
40	Provision for Staff Gratuity (Partly Recovered)								
45	Provision for Staff Gratuity (Partly Recovered)								

Name: **ADDITIONAL DEBIT**  
 Address: **ADDITIONAL DEBIT**  
 City: **ADDITIONAL DEBIT**  
 State: **ADDITIONAL DEBIT**  
 Zip: **ADDITIONAL DEBIT**



For Director: **ADDITIONAL DEBIT**  
 Signature: **ADDITIONAL DEBIT**  
 Date: **ADDITIONAL DEBIT**





Year	Total Number of Members	Gender Distribution (as of 31/12/2023)		
		Male	Female	Total
2018	100	55	45	100
2019	110	60	50	110
2020	120	65	55	120
2021	130	70	60	130
2022	140	75	65	140
2023	150	80	70	150
<b>Total</b>	<b>650</b>	<b>335</b>	<b>315</b>	<b>650</b>

**Appendix**

The following table provides a detailed breakdown of the membership data, categorized by gender and year. The data shows a steady increase in membership over the period from 2018 to 2023, with a consistent gender distribution. The total membership grew from 100 in 2018 to 150 in 2023, with males increasing from 55 to 80 and females from 45 to 70.

Year	Male	Female	Total
2018	55	45	100
2019	60	50	110
2020	65	55	120
2021	70	60	130
2022	75	65	140
2023	80	70	150

The data indicates a clear upward trend in membership across all categories. The gender ratio remains relatively stable, with males consistently making up approximately 60-67% of the total membership. The growth rate is consistent, with an average increase of about 10% per year. This suggests a healthy and expanding organization over the six-year period.

**Legend**

Year	Color	Description
2018	Blue	Membership data for the year 2018.
2019	Orange	Membership data for the year 2019.
2020	Green	Membership data for the year 2020.
2021	Red	Membership data for the year 2021.
2022	Purple	Membership data for the year 2022.
2023	Yellow	Membership data for the year 2023.

**MCQ From exam**

Q. No.	Question	Options	Correct Answer
1	Which of the following is not a liability account?		
2	Accounting for Depreciation of PPE is:		
3	Which of the following is not a liability account?		
4	Which of the following is not a liability account?		
5	Which of the following is not a liability account?		
6	Which of the following is not a liability account?		
7	Which of the following is not a liability account?		
8	Which of the following is not a liability account?		
9	Which of the following is not a liability account?		
10	Which of the following is not a liability account?		
11	Which of the following is not a liability account?		
12	Which of the following is not a liability account?		
13	Which of the following is not a liability account?		
14	Which of the following is not a liability account?		
15	Which of the following is not a liability account?		
16	Which of the following is not a liability account?		
17	Which of the following is not a liability account?		
18	Which of the following is not a liability account?		
19	Which of the following is not a liability account?		
20	Which of the following is not a liability account?		
21	Which of the following is not a liability account?		
22	Which of the following is not a liability account?		
23	Which of the following is not a liability account?		
24	Which of the following is not a liability account?		
25	Which of the following is not a liability account?		
26	Which of the following is not a liability account?		
27	Which of the following is not a liability account?		
28	Which of the following is not a liability account?		
29	Which of the following is not a liability account?		
30	Which of the following is not a liability account?		
31	Which of the following is not a liability account?		
32	Which of the following is not a liability account?		
33	Which of the following is not a liability account?		
34	Which of the following is not a liability account?		
35	Which of the following is not a liability account?		
36	Which of the following is not a liability account?		
37	Which of the following is not a liability account?		
38	Which of the following is not a liability account?		
39	Which of the following is not a liability account?		
40	Which of the following is not a liability account?		
41	Which of the following is not a liability account?		
42	Which of the following is not a liability account?		
43	Which of the following is not a liability account?		
44	Which of the following is not a liability account?		
45	Which of the following is not a liability account?		
46	Which of the following is not a liability account?		
47	Which of the following is not a liability account?		
48	Which of the following is not a liability account?		
49	Which of the following is not a liability account?		
50	Which of the following is not a liability account?		



**FORM NO. 14**

(REVISED 2018)

**PART A**

To be filled by the owner of the vehicle with the TDS, District Transport Office (DTSO) against the registration of the vehicle and to be submitted to the concerned DTSO for the registration of the vehicle.

<b>1. Applicant (REGISTRAR)</b> Name and address of the Registrar/Registered Bank		<b>2. Applicant (REGISTRAR)</b> Name and address of the Registrar/Registered Bank/Office	
TAMIL NADU STATE TRUCKS AND TAXI REGISTRATION SYSTEM DISTRICT TRANSPORT OFFICE (DTSO) - 111 TIRUPUR TAMIL NADU INDIA - 617 001		P.O. BOX, CHENNAI DISTRICT TRANSPORT OFFICE (DTSO) - 111	
3. Vehicle Number	4. Date of Issuance	5. Type of the Vehicle/Type of the Motor Vehicle	6. Type of Motor Vehicle provided by the owner of the vehicle/Type of Motor Vehicle provided by the Registrar (If any)
7. REGISTRATION	8. REGISTRATION	9. REGISTRATION	10. REGISTRATION



Vehicle No.	Name of the owner of the vehicle/Name of the owner of the vehicle	Issued Motor Vehicle	Issued Motor Vehicle	Amount of the registration fee
11	1111111111	1111111111	1111111111	1111111111
12	1212121212	1212121212	1212121212	1212121212
13	1313131313	1313131313	1313131313	1313131313
14	1414141414	1414141414	1414141414	1414141414
15	1515151515	1515151515	1515151515	1515151515
16	1616161616	1616161616	1616161616	1616161616

THE REGISTRAR OF THE DISTRICT TRANSPORT OFFICE (DTSO) HAS RECEIVED THE APPLICATION FOR REGISTRATION OF THE VEHICLE NO. 1111111111 AND THE VEHICLE NO. 1212121212 AND THE VEHICLE NO. 1313131313 AND THE VEHICLE NO. 1414141414 AND THE VEHICLE NO. 1515151515 AND THE VEHICLE NO. 1616161616.

Date: 11.04.2018

<b>17. The District Transport Office</b> Name Address	<b>18. The District Transport Office</b> Name Address	<b>19. The District Transport Office</b> Name Address	<b>20. The District Transport Office</b> Name Address
---	---	---	---

**17. The District Transport Office**  
 TAMIL NADU STATE TRUCKS AND TAXI REGISTRATION SYSTEM  
 DISTRICT TRANSPORT OFFICE (DTSO) - 111  
 TIRUPUR  
 TAMIL NADU  
 INDIA - 617 001

Vehicle No.	Name of the owner of the vehicle	Name of the owner of the vehicle	Name of the owner of the vehicle	Name of the owner of the vehicle
1	1111111111	1111111111	1111111111	1111111111
2	1212121212	1212121212	1212121212	1212121212
3	1313131313	1313131313	1313131313	1313131313
4	1414141414	1414141414	1414141414	1414141414

**Table 1: Summary of Results**

**Table 2: Summary of Results**

**Table 3: Summary of Results**

**Table 4: Summary of Results**

Year	Total Population (Millions)	Population by Gender (Millions)			Total Population (Millions)
		Male	Female	Total	
1990	1.10	0.55	0.55	1.10	
1995	1.20	0.60	0.60	1.20	
2000	1.30	0.65	0.65	1.30	
2005	1.40	0.70	0.70	1.40	
2010	1.50	0.75	0.75	1.50	
2015	1.60	0.80	0.80	1.60	
2020	1.70	0.85	0.85	1.70	
2025	1.80	0.90	0.90	1.80	
2030	1.90	0.95	0.95	1.90	
2035	2.00	1.00	1.00	2.00	
2040	2.10	1.05	1.05	2.10	
2045	2.20	1.10	1.10	2.20	
2050	2.30	1.15	1.15	2.30	
2055	2.40	1.20	1.20	2.40	
2060	2.50	1.25	1.25	2.50	
2065	2.60	1.30	1.30	2.60	
2070	2.70	1.35	1.35	2.70	
2075	2.80	1.40	1.40	2.80	
2080	2.90	1.45	1.45	2.90	
2085	3.00	1.50	1.50	3.00	
2090	3.10	1.55	1.55	3.10	
2095	3.20	1.60	1.60	3.20	
2100	3.30	1.65	1.65	3.30	
<b>Total Pop.</b>	<b>3.30</b>	<b>1.65</b>	<b>1.65</b>	<b>3.30</b>	

**Table 5: Summary of Results**

The following table provides a detailed breakdown of the population data presented in the previous tables. It includes information on the total population, the population by gender, and the population by age group. The data is presented in a clear and concise manner, making it easy to understand and interpret.

Year	1990	2000	2010	2020	2030	2040	2050	2060	2070	2080	2090	2100
Total Pop.	1.10	1.30	1.50	1.70	1.90	2.10	2.30	2.50	2.70	2.90	3.10	3.30

The following table provides a detailed breakdown of the population data presented in the previous tables. It includes information on the total population, the population by gender, and the population by age group. The data is presented in a clear and concise manner, making it easy to understand and interpret.

The following table provides a detailed breakdown of the population data presented in the previous tables. It includes information on the total population, the population by gender, and the population by age group. The data is presented in a clear and concise manner, making it easy to understand and interpret.

**Table 6: Summary of Results**

Year	Population (Millions)	Population by Gender (Millions)	Population by Age Group (Millions)
1990	1.10	0.55 (Male), 0.55 (Female)	0.10 (0-14), 0.40 (15-64), 0.60 (65+)
2000	1.30	0.65 (Male), 0.65 (Female)	0.15 (0-14), 0.45 (15-64), 0.70 (65+)
2010	1.50	0.75 (Male), 0.75 (Female)	0.20 (0-14), 0.50 (15-64), 0.80 (65+)
2020	1.70	0.85 (Male), 0.85 (Female)	0.25 (0-14), 0.55 (15-64), 0.90 (65+)
2030	1.90	0.95 (Male), 0.95 (Female)	0.30 (0-14), 0.60 (15-64), 1.00 (65+)
2040	2.10	1.05 (Male), 1.05 (Female)	0.35 (0-14), 0.65 (15-64), 1.10 (65+)
2050	2.30	1.15 (Male), 1.15 (Female)	0.40 (0-14), 0.70 (15-64), 1.20 (65+)
2060	2.50	1.25 (Male), 1.25 (Female)	0.45 (0-14), 0.75 (15-64), 1.30 (65+)
2070	2.70	1.35 (Male), 1.35 (Female)	0.50 (0-14), 0.80 (15-64), 1.40 (65+)
2080	2.90	1.45 (Male), 1.45 (Female)	0.55 (0-14), 0.85 (15-64), 1.50 (65+)
2090	3.10	1.55 (Male), 1.55 (Female)	0.60 (0-14), 0.90 (15-64), 1.60 (65+)
2100	3.30	1.65 (Male), 1.65 (Female)	0.65 (0-14), 0.95 (15-64), 1.70 (65+)



System/Module	Version	Configuration	Deployment	Environment	Access	Notes
1. Core System	1.0.0	Standard	Production	Cloud	Admin	Initial deployment
2. Reporting Module	1.0.0	Standard	Production	Cloud	Admin	Initial deployment
3. User Interface	1.0.0	Standard	Production	Cloud	Admin	Initial deployment
4. Database Layer	1.0.0	Standard	Production	Cloud	Admin	Initial deployment
5. API Gateway	1.0.0	Standard	Production	Cloud	Admin	Initial deployment
6. Security Services	1.0.0	Standard	Production	Cloud	Admin	Initial deployment

**System Configuration Summary**  
 This document provides a high-level overview of the system's architecture and components. It is intended for use by system administrators and stakeholders.

**System Details**  
 The system is composed of several key modules, each of which is detailed in the table above. The configuration and deployment details are as follows:



*[Handwritten signature]*  
 [Illegible text]





Year	Sales Revenue (in millions)	Profitability Ratios (in %)		
		Net Profit Margin	Operating Profit Margin	Return on Assets
2010	100	15.0	18.0	12.0
2011	110	16.0	19.0	13.0
2012	120	17.0	20.0	14.0
2013	130	18.0	21.0	15.0
2014	140	19.0	22.0	16.0
2015	150	20.0	23.0	17.0
2016	160	21.0	24.0	18.0
2017	170	22.0	25.0	19.0
2018	180	23.0	26.0	20.0
2019	190	24.0	27.0	21.0
2020	200	25.0	28.0	22.0

Key Ratios

The following table provides a detailed breakdown of the key ratios used in the analysis. The ratios are calculated based on the financial data provided in the table above. The ratios are: Net Profit Margin, Operating Profit Margin, and Return on Assets. The ratios are calculated as follows: Net Profit Margin = Net Profit / Sales Revenue; Operating Profit Margin = Operating Profit / Sales Revenue; Return on Assets = Net Profit / Total Assets.

Net Profit Margin	15.0%
Operating Profit Margin	18.0%
Return on Assets	12.0%

The ratios show a consistent upward trend in profitability over the period from 2010 to 2020. The Net Profit Margin increased from 15.0% in 2010 to 25.0% in 2020. The Operating Profit Margin increased from 18.0% in 2010 to 28.0% in 2020. The Return on Assets increased from 12.0% in 2010 to 22.0% in 2020.

The ratios are calculated based on the financial data provided in the table above. The ratios are: Net Profit Margin, Operating Profit Margin, and Return on Assets. The ratios are calculated as follows: Net Profit Margin = Net Profit / Sales Revenue; Operating Profit Margin = Operating Profit / Sales Revenue; Return on Assets = Net Profit / Total Assets.

Conclusion

Year	Net Profit Margin	Operating Profit Margin	Return on Assets
2010	15.0%	18.0%	12.0%
2011	16.0%	19.0%	13.0%
2012	17.0%	20.0%	14.0%
2013	18.0%	21.0%	15.0%
2014	19.0%	22.0%	16.0%
2015	20.0%	23.0%	17.0%
2016	21.0%	24.0%	18.0%
2017	22.0%	25.0%	19.0%
2018	23.0%	26.0%	20.0%
2019	24.0%	27.0%	21.0%
2020	25.0%	28.0%	22.0%







Qtr	Revenue (M USD)	Operating Profit (M USD)		
		Profit Before Tax	Profit After Tax	EPS (USD)
Q1	100	20	15	1.50
Q2	110	22	16	1.60
Q3	120	24	18	1.80
Q4	130	26	19	1.90
YTD	460	92	70	7.10

Key Metrics

The company's financial performance is summarized in the following table, showing a steady increase in revenue and operating profit over the period. The EPS (Earnings Per Share) has also shown a consistent upward trend, reflecting the company's strong financial health and growth strategy.

Revenue	460 M USD
Operating Profit	92 M USD
EPS	7.10 USD

Notes

1. All figures are in millions of USD unless otherwise specified.  
 2. Operating Profit is calculated as Revenue minus Operating Expenses.  
 3. EPS is calculated as Profit After Tax divided by the number of shares outstanding.  
 4. The company's financial performance is based on the consolidated financial statements for the period ended 31st December 2024.  
 5. The figures are subject to audit by the external auditors.

Additional Information

Prepared by: Finance Department

Item	Description	Value (M USD)
1	Revenue	460
2	Operating Profit	92
3	EPS	7.10
4	Operating Expenses	368



Question Number	QUESTION	ANSWER	MARKS	STATUS
1	1. The number of elements in the set $\{x \in \mathbb{Z}^+ : x^2 \leq 100\}$ is	10	1	✓
2	2. The number of elements in the set $\{x \in \mathbb{Z}^+ : x^2 \leq 100\}$ is	10	1	✓
3	3. The number of elements in the set $\{x \in \mathbb{Z}^+ : x^2 \leq 100\}$ is	10	1	✓
4	4. The number of elements in the set $\{x \in \mathbb{Z}^+ : x^2 \leq 100\}$ is	10	1	✓
5	5. The number of elements in the set $\{x \in \mathbb{Z}^+ : x^2 \leq 100\}$ is	10	1	✓
6	6. The number of elements in the set $\{x \in \mathbb{Z}^+ : x^2 \leq 100\}$ is	10	1	✓
7	7. The number of elements in the set $\{x \in \mathbb{Z}^+ : x^2 \leq 100\}$ is	10	1	✓
8	8. The number of elements in the set $\{x \in \mathbb{Z}^+ : x^2 \leq 100\}$ is	10	1	✓
9	9. The number of elements in the set $\{x \in \mathbb{Z}^+ : x^2 \leq 100\}$ is	10	1	✓
10	10. The number of elements in the set $\{x \in \mathbb{Z}^+ : x^2 \leq 100\}$ is	10	1	✓

Question Number	QUESTION	ANSWER	MARKS	STATUS
1	1. The number of elements in the set $\{x \in \mathbb{Z}^+ : x^2 \leq 100\}$ is	10	1	✓
2	2. The number of elements in the set $\{x \in \mathbb{Z}^+ : x^2 \leq 100\}$ is	10	1	✓
3	3. The number of elements in the set $\{x \in \mathbb{Z}^+ : x^2 \leq 100\}$ is	10	1	✓
4	4. The number of elements in the set $\{x \in \mathbb{Z}^+ : x^2 \leq 100\}$ is	10	1	✓
5	5. The number of elements in the set $\{x \in \mathbb{Z}^+ : x^2 \leq 100\}$ is	10	1	✓
6	6. The number of elements in the set $\{x \in \mathbb{Z}^+ : x^2 \leq 100\}$ is	10	1	✓
7	7. The number of elements in the set $\{x \in \mathbb{Z}^+ : x^2 \leq 100\}$ is	10	1	✓
8	8. The number of elements in the set $\{x \in \mathbb{Z}^+ : x^2 \leq 100\}$ is	10	1	✓
9	9. The number of elements in the set $\{x \in \mathbb{Z}^+ : x^2 \leq 100\}$ is	10	1	✓
10	10. The number of elements in the set $\{x \in \mathbb{Z}^+ : x^2 \leq 100\}$ is	10	1	✓



Signature of the Registrar  
 Date: \_\_\_\_\_  
 Registrar, University of Lagos





Page	Section	Table of Contents		
		Page	Page	Page
1	Editorial	1	1	1
2	Editorial	2	2	2
3	Editorial	3	3	3
4	Editorial	4	4	4
5	Editorial	5	5	5
6	Editorial	6	6	6
7	Editorial	7	7	7
8	Editorial	8	8	8
9	Editorial	9	9	9
10	Editorial	10	10	10
11	Editorial	11	11	11
12	Editorial	12	12	12
13	Editorial	13	13	13
14	Editorial	14	14	14
15	Editorial	15	15	15
16	Editorial	16	16	16
17	Editorial	17	17	17
18	Editorial	18	18	18
19	Editorial	19	19	19
20	Editorial	20	20	20
21	Editorial	21	21	21
22	Editorial	22	22	22
23	Editorial	23	23	23
24	Editorial	24	24	24
25	Editorial	25	25	25
26	Editorial	26	26	26
27	Editorial	27	27	27
28	Editorial	28	28	28
29	Editorial	29	29	29
30	Editorial	30	30	30
31	Editorial	31	31	31
32	Editorial	32	32	32
33	Editorial	33	33	33
34	Editorial	34	34	34
35	Editorial	35	35	35
36	Editorial	36	36	36
37	Editorial	37	37	37
38	Editorial	38	38	38
39	Editorial	39	39	39
40	Editorial	40	40	40
41	Editorial	41	41	41
42	Editorial	42	42	42
43	Editorial	43	43	43
44	Editorial	44	44	44
45	Editorial	45	45	45
46	Editorial	46	46	46
47	Editorial	47	47	47
48	Editorial	48	48	48
49	Editorial	49	49	49
50	Editorial	50	50	50
51	Editorial	51	51	51
52	Editorial	52	52	52
53	Editorial	53	53	53
54	Editorial	54	54	54
55	Editorial	55	55	55
56	Editorial	56	56	56
57	Editorial	57	57	57
58	Editorial	58	58	58
59	Editorial	59	59	59
60	Editorial	60	60	60
61	Editorial	61	61	61
62	Editorial	62	62	62
63	Editorial	63	63	63
64	Editorial	64	64	64
65	Editorial	65	65	65
66	Editorial	66	66	66
67	Editorial	67	67	67
68	Editorial	68	68	68
69	Editorial	69	69	69
70	Editorial	70	70	70
71	Editorial	71	71	71
72	Editorial	72	72	72
73	Editorial	73	73	73
74	Editorial	74	74	74
75	Editorial	75	75	75
76	Editorial	76	76	76
77	Editorial	77	77	77
78	Editorial	78	78	78
79	Editorial	79	79	79
80	Editorial	80	80	80
81	Editorial	81	81	81
82	Editorial	82	82	82
83	Editorial	83	83	83
84	Editorial	84	84	84
85	Editorial	85	85	85
86	Editorial	86	86	86
87	Editorial	87	87	87
88	Editorial	88	88	88
89	Editorial	89	89	89
90	Editorial	90	90	90
91	Editorial	91	91	91
92	Editorial	92	92	92
93	Editorial	93	93	93
94	Editorial	94	94	94
95	Editorial	95	95	95
96	Editorial	96	96	96
97	Editorial	97	97	97
98	Editorial	98	98	98
99	Editorial	99	99	99
100	Editorial	100	100	100

... (faded text) ...

... (faded text) ...

Page	Section	Page	Page
101	Editorial	101	101
102	Editorial	102	102
103	Editorial	103	103
104	Editorial	104	104
105	Editorial	105	105
106	Editorial	106	106
107	Editorial	107	107
108	Editorial	108	108
109	Editorial	109	109
110	Editorial	110	110
111	Editorial	111	111
112	Editorial	112	112
113	Editorial	113	113
114	Editorial	114	114
115	Editorial	115	115
116	Editorial	116	116
117	Editorial	117	117
118	Editorial	118	118
119	Editorial	119	119
120	Editorial	120	120
121	Editorial	121	121
122	Editorial	122	122
123	Editorial	123	123
124	Editorial	124	124
125	Editorial	125	125
126	Editorial	126	126
127	Editorial	127	127
128	Editorial	128	128
129	Editorial	129	129
130	Editorial	130	130
131	Editorial	131	131
132	Editorial	132	132
133	Editorial	133	133
134	Editorial	134	134
135	Editorial	135	135
136	Editorial	136	136
137	Editorial	137	137
138	Editorial	138	138
139	Editorial	139	139
140	Editorial	140	140
141	Editorial	141	141
142	Editorial	142	142
143	Editorial	143	143
144	Editorial	144	144
145	Editorial	145	145
146	Editorial	146	146
147	Editorial	147	147
148	Editorial	148	148
149	Editorial	149	149
150	Editorial	150	150







# TDS TRACES

Financial Year 2017-18



## FORM NO. 16

Form No. 16

### PART A

For the purpose of Section 203 of the Income Tax Act, 1961, the following information is furnished by the employer/contractor in respect of the payment of tax deducted at source (TDS) on behalf of the employee/contractee.

Contractor's Name: <b>SPRINT</b>		TIN No: <b>1234567890</b>	
Name and Address of the Employer/Contractor:		Name and Address of the Employee/Contractee:	
<b>SPRINT</b> 123, ABC Street, New Delhi, India PAN: <b>SPRINT1234</b>		<b>Mr. X</b> 456, DEF Street, New Delhi, India PAN: <b>XXXXXX1234</b>	
EMP of the Employer	TDY of the Employee	PAYable Employee Number/Contract No.	Employee's name as provided to the Employer/Contractor and as shown in the Employer's records
<b>1234567890</b>	<b>1234567890</b>	<b>SPRINT001</b>	<b>Mr. X</b>
<b>1234567890</b> The Government of India (Ministry of Finance) New Delhi, India (PAN: <b>GOIN1234</b> )		<b>1234567890</b> Government of India	From: <b>01/01/2017</b> To: <b>31/12/2017</b>

Details of Tax Deductions for which TDS has been deducted during the year of the contract

Month	Name of contractor/individual deductor of TDS (as per Form 16)	Amount of TDS	Amount of gross income	Amount of net dividend income
Jan	SPRINT	10000	100000	100000
Feb	SPRINT	10000	100000	100000
Mar	SPRINT	10000	100000	100000
Total	SPRINT	30000	300000	300000

### REQUIREMENT FOR WITHHOLDING TAXES TO BE DEDUCTED BY EMPLOYER/CONTRACTOR ON DIVIDEND

The following table shows the details of dividend income received by the employee/contractee.

S.No.	Name of the company/individual	Details of Dividend Income		
		Amount of Dividend	Amount of Tax Deducted	Amount of Net Dividend
1	SPRINT	100000	10000	90000
2	SPRINT	100000	10000	90000
3	SPRINT	100000	10000	90000
Total	SPRINT	300000	30000	270000

### DETAILS OF DIVIDEND INCOME RECEIVED BY THE EMPLOYEE/CONTRACTOR ON DIVIDEND

The following table shows the details of dividend income received by the employee/contractee.

S.No.	Name of the company/individual	Details of Dividend Income			
		Amount of Dividend	Amount of Tax Deducted	Amount of Net Dividend	Amount of Dividend Received
1	SPRINT	100000	10000	90000	90000
2	SPRINT	100000	10000	90000	90000
3	SPRINT	100000	10000	90000	90000
4	SPRINT	100000	10000	90000	90000
5	SPRINT	100000	10000	90000	90000
Total	SPRINT	500000	50000	450000	450000

Sl. No.	Particulars	Rate	Total		
			Rs.	Paise	Cent
1					
2					
3					
4					
5					
6					
7					
8					
9					
10					
11					
12					
13					
14					
15					
16					
17					
18					
19					
20					
21					
22					
23					
24					
25					
26					
27					
28					
29					
30					
31					
32					
33					
34					
35					
36					
37					
38					
39					
40					
41					
42					
43					
44					
45					
46					
47					
48					
49					
50					
51					
52					
53					
54					
55					
56					
57					
58					
59					
60					
61					
62					
63					
64					
65					
66					
67					
68					
69					
70					
71					
72					
73					
74					
75					
76					
77					
78					
79					
80					
81					
82					
83					
84					
85					
86					
87					
88					
89					
90					
91					
92					
93					
94					
95					
96					
97					
98					
99					
100					

**Particulars**

I hereby certify that the above is a true and correct copy of the original as submitted to me by the applicant and that the same is in accordance with the provisions of the Act and the Rules thereunder. I have also verified the correctness of the figures and the calculations and the same are correct and true.

**Signature of the Officer**

**Name** \_\_\_\_\_ **Designation** \_\_\_\_\_

**Date** \_\_\_\_\_ **Place** \_\_\_\_\_



*(Signature)*  
 Deputy Commissioner, Bangalore

**Notes:**

- The applicant is liable to pay the duty on the value of the goods as shown in the invoice.
- The applicant is liable to pay the duty on the value of the goods as shown in the invoice and also to pay the interest on the duty as shown in the invoice.
- The applicant is liable to pay the duty on the value of the goods as shown in the invoice and also to pay the interest on the duty as shown in the invoice.
- The applicant is liable to pay the duty on the value of the goods as shown in the invoice and also to pay the interest on the duty as shown in the invoice.

**Particulars**

Sl. No.	Particulars	Amount
1		
2		
3		
4		
5		
6		
7		
8		
9		
10		
11		
12		
13		
14		
15		
16		
17		
18		
19		
20		
21		
22		
23		
24		
25		
26		
27		
28		
29		
30		
31		
32		
33		
34		
35		
36		
37		
38		
39		
40		
41		
42		
43		
44		
45		
46		
47		
48		
49		
50		
51		
52		
53		
54		
55		
56		
57		
58		
59		
60		
61		
62		
63		
64		
65		
66		
67		
68		
69		
70		
71		
72		
73		
74		
75		
76		
77		
78		
79		
80		
81		
82		
83		
84		
85		
86		
87		
88		
89		
90		
91		
92		
93		
94		
95		
96		
97		
98		
99		
100		

**PART B** (Required)

Enter the amount of each payment received in 2018:

Line	Description	Code	Amount	Code	Amount
1	1041-SS				
2	1041-SS				
3	1041-SS				
4	1041-SS				
5	1041-SS				
6	1041-SS				
7	1041-SS				
8	1041-SS				
9	1041-SS				
10	1041-SS				
11	1041-SS				
12	1041-SS				
13	1041-SS				
14	1041-SS				
15	1041-SS				
16	1041-SS				
17	1041-SS				
18	1041-SS				
19	1041-SS				
20	1041-SS				
21	1041-SS				
22	1041-SS				
23	1041-SS				
24	1041-SS				
25	1041-SS				
26	1041-SS				
27	1041-SS				
28	1041-SS				
29	1041-SS				
30	1041-SS				
31	1041-SS				
32	1041-SS				
33	1041-SS				
34	1041-SS				
35	1041-SS				
36	1041-SS				
37	1041-SS				
38	1041-SS				
39	1041-SS				
40	1041-SS				
41	1041-SS				
42	1041-SS				
43	1041-SS				
44	1041-SS				
45	1041-SS				
46	1041-SS				
47	1041-SS				
48	1041-SS				
49	1041-SS				
50	1041-SS				
51	1041-SS				
52	1041-SS				
53	1041-SS				
54	1041-SS				
55	1041-SS				
56	1041-SS				
57	1041-SS				
58	1041-SS				
59	1041-SS				
60	1041-SS				
61	1041-SS				
62	1041-SS				
63	1041-SS				
64	1041-SS				
65	1041-SS				
66	1041-SS				
67	1041-SS				
68	1041-SS				
69	1041-SS				
70	1041-SS				
71	1041-SS				
72	1041-SS				
73	1041-SS				
74	1041-SS				
75	1041-SS				
76	1041-SS				
77	1041-SS				
78	1041-SS				
79	1041-SS				
80	1041-SS				
81	1041-SS				
82	1041-SS				
83	1041-SS				
84	1041-SS				
85	1041-SS				
86	1041-SS				
87	1041-SS				
88	1041-SS				
89	1041-SS				
90	1041-SS				
91	1041-SS				
92	1041-SS				
93	1041-SS				
94	1041-SS				
95	1041-SS				
96	1041-SS				
97	1041-SS				
98	1041-SS				
99	1041-SS				
100	1041-SS				

Sl. No.	Description	Particulars	Debit	Credit
1	Balance b/d			100
2	By Cash		50	
3	To Cash			50
4	By Cash		20	
5	To Cash			20
6	By Cash		30	
7	To Cash			30
8	By Cash		40	
9	To Cash			40
10	By Cash		60	
11	To Cash			60
12	By Cash		70	
13	To Cash			70
14	By Cash		80	
15	To Cash			80
16	By Cash		90	
17	To Cash			90
18	By Cash		100	
19	To Cash			100
20	By Cash		110	
21	To Cash			110
22	By Cash		120	
23	To Cash			120
24	By Cash		130	
25	To Cash			130
26	By Cash		140	
27	To Cash			140
28	By Cash		150	
29	To Cash			150
30	By Cash		160	
31	To Cash			160
32	By Cash		170	
33	To Cash			170
34	By Cash		180	
35	To Cash			180
36	By Cash		190	
37	To Cash			190
38	By Cash		200	
39	To Cash			200
40	By Cash		210	
41	To Cash			210
42	By Cash		220	
43	To Cash			220
44	By Cash		230	
45	To Cash			230
46	By Cash		240	
47	To Cash			240
48	By Cash		250	
49	To Cash			250
50	By Cash		260	
51	To Cash			260
52	By Cash		270	
53	To Cash			270
54	By Cash		280	
55	To Cash			280
56	By Cash		290	
57	To Cash			290
58	By Cash		300	
59	To Cash			300
60	By Cash		310	
61	To Cash			310
62	By Cash		320	
63	To Cash			320
64	By Cash		330	
65	To Cash			330
66	By Cash		340	
67	To Cash			340
68	By Cash		350	
69	To Cash			350
70	By Cash		360	
71	To Cash			360
72	By Cash		370	
73	To Cash			370
74	By Cash		380	
75	To Cash			380
76	By Cash		390	
77	To Cash			390
78	By Cash		400	
79	To Cash			400
80	By Cash		410	
81	To Cash			410
82	By Cash		420	
83	To Cash			420
84	By Cash		430	
85	To Cash			430
86	By Cash		440	
87	To Cash			440
88	By Cash		450	
89	To Cash			450
90	By Cash		460	
91	To Cash			460
92	By Cash		470	
93	To Cash			470
94	By Cash		480	
95	To Cash			480
96	By Cash		490	
97	To Cash			490
98	By Cash		500	
99	To Cash			500
100	By Cash		510	
101	To Cash			510
102	By Cash		520	
103	To Cash			520
104	By Cash		530	
105	To Cash			530
106	By Cash		540	
107	To Cash			540
108	By Cash		550	
109	To Cash			550
110	By Cash		560	
111	To Cash			560
112	By Cash		570	
113	To Cash			570
114	By Cash		580	
115	To Cash			580
116	By Cash		590	
117	To Cash			590
118	By Cash		600	
119	To Cash			600
120	By Cash		610	
121	To Cash			610
122	By Cash		620	
123	To Cash			620
124	By Cash		630	
125	To Cash			630
126	By Cash		640	
127	To Cash			640
128	By Cash		650	
129	To Cash			650
130	By Cash		660	
131	To Cash			660
132	By Cash		670	
133	To Cash			670
134	By Cash		680	
135	To Cash			680
136	By Cash		690	
137	To Cash			690
138	By Cash		700	
139	To Cash			700
140	By Cash		710	
141	To Cash			710
142	By Cash		720	
143	To Cash			720
144	By Cash		730	
145	To Cash			730
146	By Cash		740	
147	To Cash			740
148	By Cash		750	
149	To Cash			750
150	By Cash		760	
151	To Cash			760
152	By Cash		770	
153	To Cash			770
154	By Cash		780	
155	To Cash			780
156	By Cash		790	
157	To Cash			790
158	By Cash		800	
159	To Cash			800
160	By Cash		810	
161	To Cash			810
162	By Cash		820	
163	To Cash			820
164	By Cash		830	
165	To Cash			830
166	By Cash		840	
167	To Cash			840
168	By Cash		850	
169	To Cash			850
170	By Cash		860	
171	To Cash			860
172	By Cash		870	
173	To Cash			870
174	By Cash		880	
175	To Cash			880
176	By Cash		890	
177	To Cash			890
178	By Cash		900	
179	To Cash			900
180	By Cash		910	
181	To Cash			910
182	By Cash		920	
183	To Cash			920
184	By Cash		930	
185	To Cash			930
186	By Cash		940	
187	To Cash			940
188	By Cash		950	
189	To Cash			950
190	By Cash		960	
191	To Cash			960
192	By Cash		970	
193	To Cash			970
194	By Cash		980	
195	To Cash			980
196	By Cash		990	
197	To Cash			990
198	By Cash		1000	
199	To Cash			1000
200	By Cash		1010	
201	To Cash			1010
202	By Cash		1020	
203	To Cash			1020
204	By Cash		1030	
205	To Cash			1030
206	By Cash		1040	
207	To Cash			1040
208	By Cash		1050	
209	To Cash			1050
210	By Cash		1060	
211	To Cash			1060
212	By Cash		1070	
213	To Cash			1070
214	By Cash		1080	
215	To Cash			1080
216	By Cash		1090	
217	To Cash			1090
218	By Cash		1100	
219	To Cash			1100
220	By Cash		1110	
221	To Cash			1110
222	By Cash		1120	
223	To Cash			1120
224	By Cash		1130	
225	To Cash			1130
226	By Cash		1140	
227	To Cash			1140
228	By Cash		1150	
229	To Cash			1150
230	By Cash		1160	
231	To Cash			1160
232	By Cash		1170	
233	To Cash			1170
234	By Cash		1180	
235	To Cash			1180
236	By Cash		1190	
237	To Cash			1190
238	By Cash		1200	
239	To Cash			1200
240	By Cash		1210	
241	To Cash			1210
242	By Cash		1220	
243	To Cash			1220
244	By Cash		1230	
245	To Cash			1230
246	By Cash		1240	
247	To Cash			1240
248	By Cash		1250	
249	To Cash			1250
250	By Cash		1260	
251	To Cash			1260
252	By Cash		1270	
253	To Cash			1270
254	By Cash		1280	
255	To Cash			1280
256	By Cash		1290	
257	To Cash			1290
258	By Cash		1300	
259	To Cash			1300
260	By Cash		1310	
261	To Cash			1310
262	By Cash		1320	
263	To Cash			1320
264	By Cash		1330	
265	To Cash			1330
266	By Cash		1340	
267	To Cash			1340
268	By Cash		1350	
269	To Cash			1350
270	By Cash		1360	
271	To Cash			1360
272	By Cash		1370	
273	To Cash			1370
274	By Cash		1380	
275	To Cash			1380
276	By Cash		1390	
277	To Cash			1390
278	By Cash		1400	
279	To Cash			1400
280	By Cash		1410	
281	To Cash			1410
282	By Cash		1420	
283	To Cash			1420
284	By Cash		1430	
285	To Cash			1430
286	By Cash		1440	
287	To Cash			1440
288	By Cash		1450	
289	To Cash			1450
290	By Cash		1460	



**FORM NO. 16**

2019-2020

**PART A**

The Board of Directors of the Society and the Trustees have decided to raise the amount of Rs. 10,00,000/- (Ten Lakhs only) for the purpose of purchase of land for the purpose of construction of the building for the purpose of the Society.

Capital of Rs. 10,00,000/- Date of completion: 31.03.2020

Particulars of the Receipts of the Society

Particulars of the Expenditure of the Society

 1. Amount received from the members of the Society  
 2. Amount received from the public  
 3. Amount received from the Government  
 4. Amount received from the other sources  
 5. Amount received from the other sources

 1. Amount paid for the purchase of land  
 2. Amount paid for the construction of the building  
 3. Amount paid for the other purposes

Particulars of the Receipts

Particulars of the Expenditure

Particulars of the Receipts of the Society

Particulars of the Expenditure of the Society

RECEIPTS

EXPENDITURE

RECEIPTS

Particulars of the Receipts

The Board of Directors of the Society and the Trustees have decided to raise the amount of Rs. 10,00,000/- (Ten Lakhs only) for the purpose of purchase of land for the purpose of construction of the building for the purpose of the Society.

Summary of the Receipts and Expenditure of the Society for the year 2019-20

Sl. No.	Particulars of the Receipts	Amount	Particulars of the Expenditure	Amount	Balance
1.	From the members of the Society	10,00,000/-	For purchase of land	10,00,000/-	Nil
2.	From the public	Nil	For construction of the building	Nil	Nil
3.	From the Government	Nil	For other purposes	Nil	Nil
4.	From other sources	Nil			
5.	From other sources	Nil			
Total		10,00,000/-		10,00,000/-	Nil

The Board of Directors of the Society and the Trustees have decided to raise the amount of Rs. 10,00,000/- (Ten Lakhs only) for the purpose of purchase of land for the purpose of construction of the building for the purpose of the Society.

Summary of the Receipts and Expenditure

Sl. No.	Particulars of the Receipts	Amount	Particulars of the Expenditure	Amount	Balance
1.	From the members of the Society	10,00,000/-	For purchase of land	10,00,000/-	Nil
2.	From the public	Nil	For construction of the building	Nil	Nil
3.	From the Government	Nil	For other purposes	Nil	Nil
4.	From other sources	Nil			
5.	From other sources	Nil			
Total		10,00,000/-		10,00,000/-	Nil

The Board of Directors of the Society and the Trustees have decided to raise the amount of Rs. 10,00,000/- (Ten Lakhs only) for the purpose of purchase of land for the purpose of construction of the building for the purpose of the Society.

Summary of the Receipts and Expenditure

Sl. No.	Particulars of the Receipts	Amount	Particulars of the Expenditure	Amount	Balance
1.	From the members of the Society	10,00,000/-	For purchase of land	10,00,000/-	Nil
2.	From the public	Nil	For construction of the building	Nil	Nil
3.	From the Government	Nil	For other purposes	Nil	Nil
4.	From other sources	Nil			
5.	From other sources	Nil			
Total		10,00,000/-		10,00,000/-	Nil






Question Number	Question	Answer	Mark
1	Which of the following is not a function of the central bank?	to issue currency	1
2	Which of the following is not a function of the central bank?	to issue currency	1
3	Which of the following is not a function of the central bank?	to issue currency	1
4	Which of the following is not a function of the central bank?	to issue currency	1
5	Which of the following is not a function of the central bank?	to issue currency	1
6	Which of the following is not a function of the central bank?	to issue currency	1
7	Which of the following is not a function of the central bank?	to issue currency	1
8	Which of the following is not a function of the central bank?	to issue currency	1
9	Which of the following is not a function of the central bank?	to issue currency	1
10	Which of the following is not a function of the central bank?	to issue currency	1

1. The central bank is responsible for issuing currency, maintaining the stability of the financial system, and acting as a lender of last resort. It is not responsible for issuing government bonds, which is the role of the treasury.

Name: \_\_\_\_\_  
 Roll No: \_\_\_\_\_  
 Date: \_\_\_\_\_



Signature: \_\_\_\_\_  
 Date: \_\_\_\_\_



Category	Total Provided in a year of the		Financial Year 2018/19	
	Category	Amount	Actual	Budget
1	...	...	...	...
2	...	...	...	...
3	...	...	...	...
4	...	...	...	...
5	...	...	...	...
6	...	...	...	...
7	...	...	...	...
8	...	...	...	...
9	...	...	...	...
10	...	...	...	...
<b>Total</b>	<b>...</b>	<b>...</b>	<b>...</b>	<b>...</b>

Table 1

The following table provides a breakdown of the total provided in a year of the financial year 2018/19. The total provided in a year of the financial year 2018/19 is \$100,000,000. The total provided in a year of the financial year 2018/19 is \$100,000,000. The total provided in a year of the financial year 2018/19 is \$100,000,000.

Item	Amount	Category
...	...	...
...	...	...
...	...	...

The following table provides a breakdown of the total provided in a year of the financial year 2018/19. The total provided in a year of the financial year 2018/19 is \$100,000,000. The total provided in a year of the financial year 2018/19 is \$100,000,000. The total provided in a year of the financial year 2018/19 is \$100,000,000.

Table 2

Item	Amount	Description
1	...	...
2	...	...
3	...	...
4	...	...



1.	_____	_____	_____
2.	_____	_____	_____
3.	_____	_____	_____
4.	_____	_____	_____
5.	_____	_____	_____
6.	_____	_____	_____
7.	_____	_____	_____
8.	_____	_____	_____

I, \_\_\_\_\_, do hereby certify that the above is a true and correct copy of the \_\_\_\_\_ as shown to me by \_\_\_\_\_ on this \_\_\_\_\_ day of \_\_\_\_\_, 20\_\_\_\_.

Name: \_\_\_\_\_  
 Designation: \_\_\_\_\_  
 Department: \_\_\_\_\_



\_\_\_\_\_  
 \_\_\_\_\_  
 \_\_\_\_\_





Class	The expected lease term (in years)	Classification Criteria (IFRS)		
		Present Value of Cash Flows (PVCF)	Present Value of Lease Payments (PVLP)	Present Value of Minimum Lease Payments (PVMLP)
1	10	100	100	100
2	10	100	100	100
3	10	100	100	100
4	10	100	100	100
5	10	100	100	100
6	10	100	100	100
7	10	100	100	100
8	10	100	100	100
9	10	100	100	100
10	10	100	100	100
11	10	100	100	100
12	10	100	100	100
13	10	100	100	100
14	10	100	100	100
15	10	100	100	100
16	10	100	100	100
17	10	100	100	100
18	10	100	100	100
19	10	100	100	100
20	10	100	100	100

Lease Classification

Lease classification is based on the substance of the lease arrangement. The classification is determined by the lease term, the present value of the lease payments, and the present value of the minimum lease payments. The classification is based on the substance of the lease arrangement.

Class	10	100	100	100
July	10	100	100	100

Lease classification is based on the substance of the lease arrangement. The classification is determined by the lease term, the present value of the lease payments, and the present value of the minimum lease payments. The classification is based on the substance of the lease arrangement.

Lease Classification

Class	Lease Term	Present Value of Cash Flows (PVCF)	Present Value of Lease Payments (PVLP)	Present Value of Minimum Lease Payments (PVMLP)
1	10	100	100	100
2	10	100	100	100
3	10	100	100	100
4	10	100	100	100

**Part B (5 marks)**

Answer any five out of the following questions.

1. A firm's capital expenditure is ₹5000.				
2. A firm's revenue is ₹10000.				
3. A firm's profit is ₹2000.				
4. A firm's sales are ₹100000.				
5. A firm's cost of sales is ₹80000.				
6. A firm's gross profit is ₹20000.				
7. A firm's net profit is ₹10000.				
8. A firm's operating profit is ₹15000.				
9. A firm's profit before tax is ₹12000.				
10. A firm's profit after tax is ₹8000.				
11. A firm's dividend is ₹5000.				
12. A firm's retained earnings are ₹10000.				
13. A firm's share capital is ₹100000.				
14. A firm's reserves are ₹20000.				
15. A firm's total assets are ₹150000.				
16. A firm's total liabilities are ₹100000.				
17. A firm's working capital is ₹50000.				
18. A firm's current ratio is 2:1.				
19. A firm's liquid ratio is 1:1.				
20. A firm's debt-equity ratio is 1:1.				
21. A firm's capital structure is sound.				
22. A firm's financial position is strong.				
23. A firm's solvency is high.				
24. A firm's liquidity is high.				
25. A firm's profitability is high.				
26. A firm's operational efficiency is high.				
27. A firm's asset turnover ratio is high.				
28. A firm's debt service coverage ratio is high.				
29. A firm's interest coverage ratio is high.				
30. A firm's dividend coverage ratio is high.				
31. A firm's capital structure is optimal.				
32. A firm's financial position is stable.				
33. A firm's solvency is good.				
34. A firm's liquidity is good.				
35. A firm's profitability is good.				
36. A firm's operational efficiency is good.				
37. A firm's asset turnover ratio is good.				
38. A firm's debt service coverage ratio is good.				
39. A firm's interest coverage ratio is good.				
40. A firm's dividend coverage ratio is good.				
41. A firm's capital structure is healthy.				
42. A firm's financial position is robust.				
43. A firm's solvency is excellent.				
44. A firm's liquidity is excellent.				
45. A firm's profitability is excellent.				
46. A firm's operational efficiency is excellent.				
47. A firm's asset turnover ratio is excellent.				
48. A firm's debt service coverage ratio is excellent.				
49. A firm's interest coverage ratio is excellent.				
50. A firm's dividend coverage ratio is excellent.				

Account Name	Account No.	Account Type	Account No.	Account Type	Account No.	Account Type
1. Deposits (11-12)						
11. Cash (11-11)						
12. Other Deposits (11-12)						
2. Loans (13-14)						
13. Loans to Customers (13-13)						
14. Loans to Other Institutions (13-14)						
3. Assets (15-16)						
15. Assets (15-15)						
16. Assets (15-16)						

1. **STATE OF TEXAS**  
 COUNTY OF **TRAVIS**  
 I, **JOHN A. SMITH**, County Clerk, do hereby certify that the foregoing is a true and correct copy of the original as the same appears on file in my office, and that the same is a true and correct copy of the original as the same appears on file in my office.

Date: \_\_\_\_\_  
 Signature: \_\_\_\_\_  
 Commission Expires: \_\_\_\_\_



Print Name: **John A. Smith**  
 Full Name: **JOHN A. SMITH**











# e-TDS/TCS

At a Glance - e-TDS/TCS / Details of TDS/TCS Details

## Status of TDS/TCS Payment

Details of TDS/TCS as per TDS Return

TIN	HRP561016
NAME	DR. K. SURESH BABU, (CONSULTANT), 10/11, BSNL COLONY, NEWLY
ADDRESS	10/11, BSNL COLONY, NEWLY, NO. 10/11, BSNL COLONY, PHASE - A, UDYOGINagar, CHENNAI, 600 015

### Details of Deduct

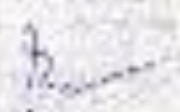
Income Tax Deducted (TDS/TCS) as per TDS Return	30.8980000000
Receipt Number	02/01/2022
Amount of TDS	30.898
Form No.	000
Version	01

File Status	Default Type (Transaction Type)	Financial Year (FY)	Financial Year (FY)	Default Deduct	Amount
1/2022-23	Regular (TDS)	2022-23	2022-23	30.898	30.898

1. The above information is based on the data provided by the deductor/collector.

### Default Type (Transaction Type)

- 1. For all payments, which are not subject to TDS/TCS, the default type is Regular.
- 2. General Deduct (TDS/TCS) is subject to TDS/TCS, which is subject to TDS/TCS, the default type is TDS/TCS.

  
 Director  
 Madras HV Ltd  
 Chennai

20/01/2022







# SALARY REGISTER

VIDAREHA INSTITUTE OF PHARMACY HINGUL ROAD, FARAKKA PHARMA, WESTBENGAL

Date: 01/01/2024      Page: 01 of 01

No.	Name of the Employee	Daily	Pay Band	Basic Pay	D.A.	H.R.A.	CL.A	Car Allowance	Dearness Allowance	L.P.F.	R.Tax	Inc Tax	Total Deduct	Net Salary	Sign
1	MS. GURUJI T. TRIPATHI	20/01/24	17000	6000	2100	2100	600	00	5900	0	200	00	2600	20000	
2	MS. MISHRA S. TRIPATHI	20/01/24	25000	6000	2100	600	00	00	6200	0	200	00	600	51000	
3	MS. MISHRA S. TRIPATHI	20/01/24	15000	6000	2100	600	00	00	5100	0	200	00	600	51000	
4	MS. MISHRA S. TRIPATHI	20/01/24	15000	6000	2100	600	00	00	5100	0	200	00	600	51000	
5	MS. MISHRA S. TRIPATHI	20/01/24	15000	6000	2100	600	00	00	5100	0	200	00	600	51000	

Signature: \_\_\_\_\_  
 Date: 01/01/2024  
 Authority: \_\_\_\_\_











# SALARY REGISTER

Dr. B. K. Bhatnagar & Co. Chartered Accountants

## VIDARBHA INSTITUTE OF PHARMACY Higdi Road, Borehole Phada, Maharashtra

Date: 04/11/2024  
 Year: Oct - 2024

No	Name of the Employee	Designation	Pay Band	Grade Pay	D.A.	H.R.A.	CLF	Conv	Sp. Allow	Grav. Allow	PF	IT Tax	Sec. Tax	Total Deduct	Net Salary	Per.
1	Dr. S. S. Talsaniwal	Dr.	67360	10070	77000	7700	1920	6324	93420	210000		500	93000	65240	65240	
2	Mr. Shyam S. Thakore	Dr.	17544	5000	30504	2955	900	00	00	57000		000	00	000	57000	
3	Mr. Nisha M. Arga	Dr.	17544	6000	30504	2955	1000	00	00	57500		200	00	200	57300	
4	Mr. Dhanu M. Sanyal	Dr.	17544	6000	30504	2955	1000	00	00	57500		200	00	200	57300	
5	Mr. Ganesh S. Chakraborty	Dr.	15600	6000	27900	2100	600	00	00	52000		100	00	100	51900	
6	Ms. Poonali S. Chakraborty	Dr.	17544	6000	30504	2955	500	00	00	57400		100	00	100	57300	
7	Mr. An. R. Raut	Dr.	17544	5000	30504	2955	500	00	00	57000		500	00	500	56500	
8	Ms. Dipan M. Raut	Dr.	15600	6000	27900	2100	600	00	00	52000		200	00	200	51800	

Prepared by: Dr. B. K. Bhatnagar & Co. Chartered Accountants



# SALARY REGISTER

U.S. Federal Government Research Funds

VIDARBHA INSTITUTE OF PHARMACY - Ringal Road, Borsale Phule, Washin

Month: Oct - 2021

Sl. No.	Name of the Employee	Designation	Pay Band	Grade Pay	D.A.	HRA	TA/DA	Special Allowance	Dear Allowance	PF	PF Sur	PF Tax	Total Deduct	Net Pay
1	Mr. S. J. Thakare	Asst. Pharmacist	15600	6000	27900	2100	600	00	52950		200	00	200	51700
2	Mr. S. J. Thakare	Asst. Pharmacist	15600	6000	27900	2100	600	00	52950		200	00	200	51700
3	Mr. S. J. Thakare	Asst. Pharmacist	15600	6000	27900	2100	600	00	52950		200	00	200	51700
4	Mr. S. J. Thakare	Asst. Pharmacist	15600	6000	27900	2100	600	00	52950		200	00	200	51700
5	Mr. S. J. Thakare	Asst. Pharmacist	15600	6000	27900	2100	600	00	52950		200	00	200	51700
6	Mr. S. J. Thakare	Asst. Pharmacist	15600	6000	27900	2100	600	00	52950		200	00	200	51700
7	Mr. S. J. Thakare	Asst. Pharmacist	15600	6000	27900	2100	600	00	52950		200	00	200	51700
8	Mr. S. J. Thakare	Asst. Pharmacist	15600	6000	27900	2100	600	00	52950		200	00	200	51700
9	Mr. S. J. Thakare	Asst. Pharmacist	15600	6000	27900	2100	600	00	52950		200	00	200	51700
10	Mr. S. J. Thakare	Asst. Pharmacist	15600	6000	27900	2100	600	00	52950		200	00	200	51700

Signature: \_\_\_\_\_  
Date: \_\_\_\_\_



# SALARY REGISTER

UDMA (Udumta) Barabati, Cuttack & Puri District

## VIDARBHA INSTITUTE OF PHARMACY Hospital Road, Barabati, Puri, Odisha

Date: 21/10/2024  
 Year: 2023-2024

No.	Name of the Employee	Pos.	Basic Salary Per	DA	HRA	Grat.	Genr.	Education	Dear Allow.	FIT.	P.Fac	Inc. Tax	Total Deduct.	Net Salary	Bank
1	Dr. S. C. Tamsinudal	Dr.	10000	1000	7700	1500	1000	50000	10000		250	2500	5700	104200	104200
2	Mr. Akshay K. U. Thakore	Dr.	6000	600	2500	500	00	00	5000		000	500	700	56300	56300
3	Mr. Mithu M. Gange	Dr.	8000	800	2900	1000	00	00	5000		500	500	700	56500	56500
4	Mr. Sunil M. Eshwar	Dr.	6000	600	2200	1000	00	00	5000		000	500	700	55800	55800
5	Mr. Genship S. Husein	Dr.	6000	600	2100	1000	00	00	5000		200	200	300	51000	51000
6	Ms. Manjuli T. Behera	L.D.	6000	600	2300	500	00	00	5000		200	200	700	50900	50900
7	Ms. G. R. Rana	L.D.	6000	600	2500	500	00	00	5000		100	100	700	55900	55900
8	Mr. Bipul M. Anil	Dr.	6000	600	2100	1000	00	00	5000		000	600	500	51700	51700







# SALARY REGISTER

Sd/- Secretary to Government & Revenue Branch

## VIDARBA INSTITUTE OF PHARMACY Hingoli Road, Borinda Phata, Warananagar

Sl. No.	Name of the Employee	Date of Birth	Date of Joining	Grade	Pay Band	G.P.A.	H.R.A.	C.I.A.	O.T.	D.A.	Dear Allowance	PF	P.F. No.	Total Salary	Age
1	Ms. S. S. Kulkarni	15/05/1972	15/05/2000	10000	10000	11000	7700	1000	0	0	0	0	0	1,60,800	28
2	Ms. S. S. Kulkarni	15/05/1972	15/05/2000	10000	10000	11000	7700	1000	0	0	0	0	0	1,60,800	28
3	Ms. S. S. Kulkarni	15/05/1972	15/05/2000	10000	10000	11000	7700	1000	0	0	0	0	0	1,60,800	28
4	Ms. S. S. Kulkarni	15/05/1972	15/05/2000	10000	10000	11000	7700	1000	0	0	0	0	0	1,60,800	28
5	Ms. S. S. Kulkarni	15/05/1972	15/05/2000	10000	10000	11000	7700	1000	0	0	0	0	0	1,60,800	28
6	Ms. S. S. Kulkarni	15/05/1972	15/05/2000	10000	10000	11000	7700	1000	0	0	0	0	0	1,60,800	28
7	Ms. S. S. Kulkarni	15/05/1972	15/05/2000	10000	10000	11000	7700	1000	0	0	0	0	0	1,60,800	28
8	Ms. S. S. Kulkarni	15/05/1972	15/05/2000	10000	10000	11000	7700	1000	0	0	0	0	0	1,60,800	28

1	Ms. S. S. Kulkarni	15/05/1972	15/05/2000	10000	10000	11000	7700	1000	0	0	0	0	0	1,60,800	28
2	Ms. S. S. Kulkarni	15/05/1972	15/05/2000	10000	10000	11000	7700	1000	0	0	0	0	0	1,60,800	28
3	Ms. S. S. Kulkarni	15/05/1972	15/05/2000	10000	10000	11000	7700	1000	0	0	0	0	0	1,60,800	28
4	Ms. S. S. Kulkarni	15/05/1972	15/05/2000	10000	10000	11000	7700	1000	0	0	0	0	0	1,60,800	28
5	Ms. S. S. Kulkarni	15/05/1972	15/05/2000	10000	10000	11000	7700	1000	0	0	0	0	0	1,60,800	28
6	Ms. S. S. Kulkarni	15/05/1972	15/05/2000	10000	10000	11000	7700	1000	0	0	0	0	0	1,60,800	28
7	Ms. S. S. Kulkarni	15/05/1972	15/05/2000	10000	10000	11000	7700	1000	0	0	0	0	0	1,60,800	28
8	Ms. S. S. Kulkarni	15/05/1972	15/05/2000	10000	10000	11000	7700	1000	0	0	0	0	0	1,60,800	28



# SALARY REGISTER

DEPARTMENT OF PHARMACY

## VIDARSHA INSTITUTE OF PHARMACY

Hyd. Road, Barabhi Phata, Washim

No.	Name of the Employee	Grade	Pay Band	Grade Pay	G.A.	HRA	D.A.	Gen. Allow.	Special Allow.	YOT	ATAs	Inc. Tax	Total Deduct	Net Salary	Form
1	Mr. T. Wadgaonkar	6000	6000	2700	2100	2100	0	0	51200		200	200	500	5700	
2	Mr. Anand	6000	6000	2700	2100	2100	0	0	51200		200	200	500	5700	
3	Mr. Mahajan	6000	6000	2700	2100	2100	0	0	51200		200	200	500	5700	
4	Mr. Jadhav	6000	6000	2700	2100	2100	0	0	51200		200	200	500	5700	
5	Mr. Sathav	6000	6000	2700	2100	2100	0	0	51200		200	200	500	5700	
6	Mr. Jadhav	6000	6000	2700	2100	2100	0	0	51200		200	200	500	5700	
7	Mr. Adil Khan	6000	6000	2700	2100	2100	0	0	51200		200	200	500	5700	
8	Mr. Patil	6000	6000	2700	2100	2100	0	0	51200		200	200	500	5700	
9	Mr. Mahajan	6000	6000	2700	2100	2100	0	0	51200		200	200	500	5700	
10	Mr. K. Mahajan	6000	6000	2700	2100	2100	0	0	51200		200	200	500	5700	
11	Mr. Jadhav	6000	6000	2700	2100	2100	0	0	51200		200	200	500	5700	

By: \_\_\_\_\_  
 Head of Institute  
 Date: \_\_\_\_\_



# SALARY REGISTER

D.S.A. Festival (Cultural & Recreational Profits)

## VIDARBHA INSTITUTE OF PHARMACY - High St Road, Baramba Phara, Westhira

Date: 15/07/2012

Month: J.O.C. - 2012

No	Name of the Employee	Design	Pay Band	Grade Pay	D.A.	H.S.A.	D.A.	Dom.	Exp. Allow.	House Allow.	R.R.	Relief	Incl. As	Total Excess	Net Salary	Sign.
1	Mr. S. A. Jaisankar	Asst. Prof.	17300	10000	16100	7700	9800	1000	1000	2500	-	200	20000	6000	1,9,900	
2	Mr. Anil Kumar	Asst. Prof.	17300	8000	9200	9950	1000	-	-	5000	-	200	3000	500	56,400	
3	Mr. Suresh Kumar	Asst. Prof.	17300	6000	5500	9350	1000	-	-	6500	-	200	3000	500	56,400	
4	Mr. Suresh Kumar	Asst. Prof.	17300	5000	4500	9350	500	-	-	6500	200	200	600	5600	7,800	
5	Mr. Suresh Kumar	Asst. Prof.	16300	5000	4500	9350	500	-	-	6500	-	200	3000	500	64,100	
6	Mr. Mahesh Kumar	Asst. Prof.	17300	6000	4500	9350	500	-	-	6500	-	200	3000	500	65,900	
7	Mr. Suresh Kumar	Asst. Prof.	17300	6000	4500	9350	500	-	-	6500	-	200	3000	500	65,900	
8	Mr. Suresh Kumar	Asst. Prof.	16300	6000	4500	9350	500	-	-	6500	-	200	3000	500	69,700	

Total: 6,97,000/-







# SALARY REGISTER

SALARY AND CA-RELATED & PERCENTAGE DETAILS

**VIDARBHA INSTITUTE OF PHARMACY - H-1001 ROAD, BORDOLA PERWA, VIDARBHA**

Date: 01/04/2022

Page: 5 of 5

Sl. No.	Name of the Employee	Emp. Code	D.A.	H.R.A.	C.I.A.	Term	Special Allowance	House Salary	PF	R.Tax	Inc. Tax	Total Deduct	Net Salary	Slgs.
1	Mr. S. S. Joshi	1000	95330	7750	6075	03/03/20		290000	-	300	13200	135000	14700	
2	Mr. M. S. Patil	1000	95330	9555	000	-		5227	-	300	5800	5900	5697	
3	Mr. S. S. Patil	1000	95330	2357	1000	-	Colls	60217	-	300	1100	37403	29200	
4	Mr. S. S. Patil	1000	95330	2357	500	-	Colls	6107	-	300	200	3087	1190	
5	Mr. S. S. Patil	1000	95330	2357	100	-	Colls	5005	-	300	1000	3107	65748	
6	Mr. S. S. Patil	1000	95330	2357	500	-		6177	-	300	200	5300	5647	
7	Mr. S. S. Patil	1000	95330	2357	500	-		6177	-	300	200	5300	5647	
8	Mr. S. S. Patil	1000	95330	2357	500	-		5005	-	300	1000	3107	28748	











# SALARY REGISTER

2022-23

## VIDARBHA INSTITUTE OF PHARMACY High School, Boraha Phola, Westheta

Page No. 2022  
Date: 15/01/2023

No.	Name of the Employee	Pay Band	Grade Pay	DA	HRA	CCA	Conry	Gratuity	Dearness Allowance	PKA	PF	Total Deduction	Net Salary	Remarks
1	Mr. S. S. Saha	15,200	6,000	29,300	2,850	500	-	-	64,675		200	1,000	65,475	
2	Mr. Akash Chandra	15,200	6,000	29,300	2,850	500	-	-	64,675		200	1,000	65,475	
3	Mr. Mahesh Chandra	15,200	6,000	29,300	2,850	500	-	-	64,675		200	1,000	65,475	
4	Mr. S. S. Saha	15,200	6,000	29,300	2,850	500	-	-	64,675		200	1,000	65,475	
5	Mr. S. S. Saha	15,200	6,000	29,300	2,850	500	-	-	64,675		200	1,000	65,475	
6	Mr. S. S. Saha	15,200	6,000	29,300	2,850	500	-	-	64,675		200	1,000	65,475	
7	Mr. S. S. Saha	15,200	6,000	29,300	2,850	500	-	-	64,675		200	1,000	65,475	
8	Mr. S. S. Saha	15,200	6,000	29,300	2,850	500	-	-	64,675		200	1,000	65,475	
9	Mr. S. S. Saha	15,200	6,000	29,300	2,850	500	-	-	64,675		200	1,000	65,475	
10	Mr. S. S. Saha	15,200	6,000	29,300	2,850	500	-	-	64,675		200	1,000	65,475	

Signature  
Date: 15/01/2023



# SALARY REGISTER

Dr. K. Sathyan, Educational & Research Trust

## VIDARSHA INSTITUTE OF PHARMACY Higher Secondary School, Washlet

Date: 25/10/2024

Page: 1/12 - 207

No	Name of the Employee	Pay Band/Grade Pay	D.A.	H.R.A.	Sub Allowance	Special Allowance	Gross Salary	P.T.	PF	Ins. Fee	Total Deduct	Net Salary	Remarks
1	Mr. S. Sathyan	15,000	-	-	-	-	26,200	-	200	-	200	26,000	
2	Mr. Sathyan	15,000	-	-	-	-	26,700	-	200	-	200	26,500	
3	Ms. Yashika	15,000	-	-	-	-	15,500	-	000	-	000	15,500	
4	Mr. Anand	15,000	-	-	-	-	27,900	-	200	-	200	27,700	
5	Mr. S. Sathyan	15,000	-	-	-	-	24,700	-	200	-	200	24,500	
6	Mr. Sathyan	15,000	-	-	-	-	23,900	-	200	-	200	23,700	
7	Mr. Sathyan	15,000	-	-	-	-	24,800	-	200	-	200	24,600	
8	Mr. Sathyan	15,000	-	-	-	-	23,400	-	200	-	200	23,200	

Prepared by:   
 Mr. Sathyan S. Sathyan  
 Date: 25/10/2024



# SALARY REGISTER

1557, P. B. Road, Colaba, Mumbai 400 006

## VIDARSHA INSTITUTE OF PHARMACY HIGHER, HIGHER/IN PHARMA, ZAMBHUM

Date: 20/10/2021

Page No. 10

No.	Name of the Employee	Designation	Pay Band	Gr. Pay	DA	F.P.S.I.	C.A.	Coast	Sp. Allow.	Gratuity	P.F.	P.F. Acc.	Prof. Tax	Post. Duties	Total Salary
1	Mr. Jadhav S. Jadhav	Asst. Pharmacist	10,000	10,000	—	—	—	—	—	—	—	200	—	0.00	9,800
2	Mr. Deshpande S. Deshpande	Asst. Pharmacist	11,200	11,200	—	—	—	—	—	—	—	200	—	0.00	11,000
3	Mr. Jadhav S. Jadhav	Asst. Pharmacist	12,300	12,300	—	—	—	—	—	—	—	200	—	0.00	12,100
4	Mr. Arora S. Arora	Asst. Pharmacist	18,200	18,200	—	—	—	—	—	—	—	100	—	0.00	18,100
5	Mr. Kulkarni S. Kulkarni	Asst. Pharmacist	15,200	15,200	—	—	—	—	—	—	—	100	—	0.00	15,100
6	Ms. Usnis S. Usnis	Asst. Pharmacist	22,100	22,100	—	—	—	—	—	—	—	200	—	0.00	21,900

Total: 10



# SALARY REGISTER

For the Period of 1st April to 31st March 2011

## VIDARBHHA INSTITUTE OF PHARMACY HINGOJI ROAD, BORDOLA PHURIA, WARDHIM.

Date: 26/10/2011  
Month: Sep - 2011

Sl. No.	Name of the Employee	Grade	Pay Band	Basic Pay	D.A.	H.R.A.	Q.A.	Conn.	Op. Allow.	Grants Allow.	PF.	PF Rec.	Inc. Tax	Total Deduct.	Net Salary	Photo
1	Mr. Jeyaraman T. Hajjare	—	—	—	—	—	—	—	—	—	—	—	200	200	75,100	
2	Mr. Manojkumar V. Chakraborty	—	—	—	—	—	—	—	—	—	—	—	200	200	26,500	
3	Mr. Yogita S. Tadapatri	—	—	—	—	—	—	—	—	—	—	—	200	200	25,800	
4	Mr. Arvind B. Chate	—	—	—	—	—	—	—	—	—	—	—	200	200	27,700	
5	Mr. Rajesh S. Chate	—	—	—	—	—	—	—	—	—	—	—	200	200	24,500	
6	Mr. Vilas D. Phule	—	—	—	—	—	—	—	—	—	—	—	200	200	23,500	
7	Mr. Ganesh M. Kadam	—	—	—	—	—	—	—	—	—	—	—	200	200	24,000	
8	Mr. Anil S. More	—	—	—	—	—	—	—	—	—	—	—	200	200	23,500	



# SALARY REGISTER

D.B.S. Technical Education & Research Trusts

## VIDARBHA INSTITUTE OF PHARMACY Hingoli Road, Binnwa Phata, A.M.S.

Date: 29.12.2021  
From: 01.01.2021 To: 31.12.2021

No.	Name of the Employee	Designation	D.S.	P.P.A.	D.A.	C.A.	Gr. Allow.	House Allow.	P.F.	R.T.O.	Inc. Tax	Total Deduct.	Net Salary
1	Mr. Gobal S. Patil	Asst. Pharmacist	-	-	-	-	-	10,000	500	500	-	1,000	9,500
2	Mr. Jyotirmay S. Patil	Asst. Pharmacist	-	-	-	-	-	21,000	500	500	-	1,000	20,000
3	Mr. Jitendra S. Patil	Asst. Pharmacist	-	-	-	-	-	24,000	500	500	-	1,000	23,000
4	Mr. Jyotirmay S. Patil	Asst. Pharmacist	-	-	-	-	-	22,000	500	500	-	1,000	21,000
5	Mr. Jyotirmay S. Patil	Asst. Pharmacist	-	-	-	-	-	23,000	500	500	-	1,000	22,000
6	Mr. Jyotirmay S. Patil	Asst. Pharmacist	-	-	-	-	-	23,000	500	500	-	1,000	22,000
7	Mr. Jyotirmay S. Patil	Asst. Pharmacist	-	-	-	-	-	23,000	500	500	-	1,000	22,000

Total: 150,000

Date: 29.12.2021

Signature: \_\_\_\_\_



# SALARY REGISTER

D.D.J. Teachers' Educational & Research Trust

**VIDARBHA INSTITUTE OF PHARMACY** Road, Baroda Phatz, Washim

Date: 29/10/2023  
Year: Oct-2023

Name of the Employee	Pay Band	DA	H.R.A.	GLA	Grave	Relief	Gratuity	PF	PFWA	Med. Ins. Tax	Total Deduct	Net Salary	Plan
Mr. S. D. Patil	1	-	-	-	-	-	30,300	-	5000	-	2000	25,100	EPF
Mr. Mangrao S. Chavan	2	-	-	-	-	-	25,700	-	2000	-	2000	20,500	EPF
Ms. Yashvi S. Chavan	3	-	-	-	-	-	35,900	-	5000	-	2000	25,300	EPF
Mr. Anil S. Ingle	4	-	-	-	-	-	40,900	-	2000	-	5000	27,700	EPF
Mr. Rajesh S. Ingle	5	-	-	-	-	-	49,700	-	2000	-	2000	24,500	EPF
Mr. Vilas S. Ingle	6	-	-	-	-	-	53,000	-	2000	-	2000	23,000	EPF
Mr. S. D. Patil	7	-	-	-	-	-	24,300	-	5000	-	2000	14,000	EPF
Mr. S. D. Patil	8	-	-	-	-	-	23,200	-	2000	-	2000	18,000	EPF

Prepared by: \_\_\_\_\_  
Checked by: \_\_\_\_\_  
Date: \_\_\_\_\_



# SALARY REGISTER

Dr. B. R. Ambedkar Charitable & Research Trust

## VIDARBHIA INSTITUTE OF PHARMACY Hydrabad Road, Bouda Phata, Washete

Date: 01/01/2022

Page: Out of 001

No.	Name of the Employee	Design	Pay Band/Grade Pay	Basic	HRA	CLA	Grat. Solution	Dear Allowance	PF	MA	PA	Total Payable	Net Salary
1	Mr. Robert D. Jadhav	Asst. Pharmacist	15,000	—	—	—	—	10,000	—	200	—	20,000	17,800
2	Mr. Pankaj S. Trambh	Asst. Pharmacist	15,000	—	—	—	—	21,000	—	200	—	22,000	21,000
3	Mr. Jitu K. Mishra	Asst. Pharmacist	15,000	—	—	—	—	00,000	—	200	—	20,000	23,000
4	Mr. Anant B. Desai	Asst. Pharmacist	15,000	—	—	—	—	20,000	—	200	—	22,000	22,000
5	Mr. Nitesh S. Kote	Asst. Pharmacist	15,000	—	—	—	—	03,000	—	200	—	23,000	23,000
6	Ms. Usha S. Jagtap	Asst. Pharmacist	15,000	—	—	—	—	03,700	—	200	—	25,000	25,000
7	Mr. Sauri S. Zade	Asst. Pharmacist	15,000	—	—	—	—	08,700	—	200	—	23,500	23,500

Total Payable  
Amount

Amount in Words



# SALARY REGISTER

For the year ending 31st March 2014

## VIDARBHA INSTITUTE OF PHARMACY High St. Baramba Phala, Warananagar

Date: 30.03.2014

Page: 001 of 001

No.	Name of the Employee	Emp. Id.	Grade Pay	DA	H.P.A.	CIA	Dear Allowance	PF	Gr. Pay	Gr. Pay	Gr. Pay	Gr. Pay	Gr. Pay	Gr. Pay	Gr. Pay	Gr. Pay
1	Mr. Gajendra T. Hajare						22,500	100	23,500	23,500	23,500	23,500	23,500	23,500	23,500	23,500
2	Mr. Mangal S. Chaturvedi						26,700	200	27,700	27,700	27,700	27,700	27,700	27,700	27,700	27,700
3	Ms. Yashika R. Tolani						25,500	100	26,500	26,500	26,500	26,500	26,500	26,500	26,500	26,500
4	Mr. Anand B. Chate						27,900	200	28,900	28,900	28,900	28,900	28,900	28,900	28,900	28,900
5	Mr. English S. Chate						24,900	100	25,900	25,900	25,900	25,900	25,900	25,900	25,900	25,900
6	Mr. Vilas D. Saut						23,500	200	24,500	24,500	24,500	24,500	24,500	24,500	24,500	24,500
7	Mr. Gajendra P. Hajare						24,200	200	25,200	25,200	25,200	25,200	25,200	25,200	25,200	25,200
8	Mr. Anil S. Chaturvedi						23,000	100	24,000	24,000	24,000	24,000	24,000	24,000	24,000	24,000

Total

Total



# SALARY REGISTER

EURO Technical Educational & Research Trust

**VIDARBHA INSTITUTE OF PHARMACY** Hingol Road, Borala Peth, Vachin

Date: 11/11/2021

Page: 10 of 10

No	Name of the Employee	Age	Sex	Marital Status	Qualification	Grade	Pay Scale	Basic Salary	DA	HRA	TA	MA	PF	PS	Gr. Pay	Dearness Allowance	Total
1	Mr. S. Tenkare	52	M	Married	B.Ph.	10	10000	16,000	-	-	-	-	-	-	200	7,800	23,800
2	Mr. D. S. Tenge	51	M	Married	B.Ph.	10	10000	21,500	-	-	-	-	-	-	200	2,000	23,500
3	Mr. T. T. T. T.	50	M	Married	B.Ph.	10	10000	20,000	-	-	-	-	-	-	200	2,500	22,500
4	Mr. N. N. N. N.	49	M	Married	B.Ph.	10	10000	23,200	-	-	-	-	-	-	200	2,000	25,200
5	Mr. N. N. N. N.	48	M	Married	B.Ph.	10	10000	15,000	-	-	-	-	-	-	200	2,000	17,000
6	Ms. S. S. S. S.	47	F	Married	B.Ph.	10	10000	23,700	-	-	-	-	-	-	200	2,500	26,200
7	Ms. S. S. S. S.	46	F	Married	B.Ph.	10	10000	26,700	-	-	-	-	-	-	500	13,500	40,200

Signature: \_\_\_\_\_  
Date: \_\_\_\_\_



# SALARY REGISTER

WIDARBSHA INSTITUTE OF PHARMACY

Hospital Road, Baran Phata, Vidisha

Date: 11/11/2022

Page: 1 of 1

Sr. No.	Name of the Employee	Date	TV / Dearness Pay	D.A.	P.F.A.	Gr.	Comp. Dr. Allow.	Dear Salary	P.F.	P.Tax	Yr. Tax	Total Paid	Net Salary	Sign
1	Mr. Prakash T. Mishra	11/11/22	-	-	-	-	-	31,500	-	800	-	300	30,700	[Signature]
2	Mr. Manoj K. S. Mishra	11/11/22	-	-	-	-	-	26,700	-	800	-	200	26,900	[Signature]
3	Mr. Anil P. Mishra	11/11/22	-	-	-	-	-	27,800	-	800	-	200	28,600	[Signature]
4	Mr. Anil S. Mishra	11/11/22	-	-	-	-	-	27,400	-	800	-	200	28,200	[Signature]
5	Mr. Rajesh P. Mishra	11/11/22	-	-	-	-	-	24,700	-	800	-	200	25,500	[Signature]
6	Mr. Virendra S. Mishra	11/11/22	-	-	-	-	-	19,800	-	800	-	200	20,600	[Signature]
7	Mr. Anil M. Mishra	11/11/22	-	-	-	-	-	24,200	-	800	-	200	25,000	[Signature]
8	Mr. Anil P. Mishra	11/11/22	-	-	-	-	-	28,300	-	800	-	200	29,100	[Signature]

Principal  
Widarbsha Institute of Pharmacy



# SALARY REGISTER

D.U.P. Technical Educational & Research Centre

**VIDARBHA INSTITUTE OF PHARMACY** Hingoli Road, Borala Phata, Wamburda

Date: 14/01/2023

Page: 2080 - 2081

No.	Name of the Employee	Designation	Emp. Card/Photo No.	P.A.	H.R.A.	D.A.	Cony.	Education	Basic Salary	H.R.	P.Tax	Insur. Tax	Grat. Deduct.	Net Salary / Emp.
1	Mr. Baban R. Tankar	Pharmacist	—	—	—	—	—	—	18,000	—	100	—	100	17,800
2	Mr. Dhanraj S. Ingole	Pharmacist	—	—	—	—	—	—	21,000	—	200	—	100	21,000
3	Mr. Tula R. Jirke	Pharmacist	—	—	—	—	—	—	20,000	—	200	—	100	20,000
4	Mr. Ajitkumar S. Bhandare	Pharmacist	—	—	—	—	—	—	22,000	—	200	—	200	21,000
5	Mr. Nilesh S. Kaur	Pharmacist	—	—	—	—	—	—	22,000	—	200	—	200	22,000
6	Ms. Usha S. Jeyaram	Pharmacist	—	—	—	—	—	—	23,000	—	200	—	200	23,000
7	Ms. Suman S. Jale	Pharmacist	—	—	—	—	—	—	28,000	—	200	—	200	28,000

Total: 2080 - 2081



# SALARY REGISTER

BANK-TAINED TRANSPARENT PAPER WITH SECURITY

**VIDARBHA INSTITUTE OF PHARMACY** Hingol Road, Korale Peth, Vadgaon

Date: 29/04/2024

Year: 2023

No.	Name of the Candidate	Pay Band/Grade	P.A.	H.R.A.	D.A.	Dear Allowance	Gratuity	P.F.	P.F. Pay	Inc Tax	Total Deduct	Net Salary
1	Mr. Anurag D. T. Hajare						21,300		250		2,100	23,400
2	Mr. Mangal U. Chaudhari						25,700		250		2,800	26,000
3	Mr. Anand S. Chaudhari						25,500		300		3,000	26,500
4	Mr. Anand S. Chaudhari						27,900		300		2,800	27,700
5	Mr. Anurag S. Chaudhari						24,200		250		2,400	24,500
6	Mr. Anurag S. Chaudhari						28,500		300		2,800	23,000
7	Mr. Anurag S. Chaudhari						24,200		250		2,500	24,000
8	Mr. Anurag S. Chaudhari						23,200		250		2,400	23,000

Prepared by: \_\_\_\_\_  
 Checked by: \_\_\_\_\_  
 Date: \_\_\_\_\_



# SALARY REGISTER

D.D.S. Pathshala, B.A. School & Hospital Trusts

## VIDARBHA INSTITUTE OF PHARMACY - Ingot Road, Goregaon Phata, Mumbai

Date: 11/11/2022

Month: Jan 2022

Sl. No.	Name of the Employee	Emp. Id.	Basic Pay	DA	H.A.A.	G.A.	Con. Allow.	Gr. Allow.	PF	S.Tax	Sec. Pro.	Total	Net Salary	Gen
1	Mr. Baban S. Patil		-	-	-	-	-	-	-	200	-	200	9,800	
2	Mr. Dhanraj S. Patil		-	-	-	-	-	-	-	200	-	200	21,000	
3	Mr. J. L. S. Patil		-	-	-	-	-	-	-	300	-	300	23,300	
4	Mr. Ananta B. Patil		-	-	-	-	-	-	-	200	-	200	25,000	
5	Mr. Mahesh S. Patil		-	-	-	-	-	-	-	300	-	300	25,000	
6	Mr. Usha S. Patil		-	-	-	-	-	-	-	200	-	200	22,500	
7	Ms. Swati S. Patil		-	-	-	-	-	-	-	200	-	200	20,500	
8	Mr. Pratik S. Patil		-	-	-	-	-	-	-	300	-	300	24,000	

Total



# SALARY REGISTER

D.S.K. Technical Education & Research Trusts

## VIDARBHA INSTITUTE OF PHARMACY Hingoli, Bhusale Phata, Washim

Date 20/04/2022

Year Feb, 2022

No	Name of the Employee	Emp. No.	Grade Pay	D.A.	H.V.A.	P.F.A.	Dear.	Quarant.	Gr. Allow.	MR	NTA	MC. BA	Total	Net Salary	Sign.
1	Mr. G. G. Ghosh								27,000		500		27,500	27,000	
2	T. D. Ghosh								21,700		300		22,000	21,000	
3	Ms. Manoj								26,500		300		26,800	26,000	
4	Ms. Sushil								23,700		300		24,000	23,500	
5	Ms. Anand								23,000		300		23,300	22,800	
6	B. Chitambar								27,700		500		28,200	27,000	
7	Mr. Vilas								27,300		300		27,600	26,900	
8	Mr. G. G. Ghosh								29,200		300		29,500	28,900	

Signature











# SALARY REGISTER

S.P. Institute Educational & Research Trust

**VIDARSHA INSTITUTE OF PHARMACY** Hingoli Road, Borole Phata, Washim

Date: 26-11-2023

Page: 11/11 Total - 20/20

Sl. No.	Name of the Employee	Design	Pay Band/Grade Pay	G.A.	M.H.A.	G.A. Corr	Sp. Allow	Arbitrability	Post.	Post Pay	Net Pay	Net Pay	Sign.
1	Ms. Anil R. Nargode	1/1 2/1	-	-	-	-	-	21,200	-	2,000	2,000	23,600	
2	Ms. Babar D. Totkar	1/1 2/1	-	-	-	-	-	15,500	-	2,000	2,000	17,500	
3	Ms. Poojashree S. Turfale	1/1 2/1	-	-	-	-	-	25,000	-	2,000	2,000	27,000	
4	Ms. Titli Q. Gurhe	1/1 2/1	-	-	-	-	-	24,000	-	2,000	2,000	26,000	
5	Ms. Nilaja S. Kote	1/1 2/1	-	-	-	-	-	27,200	-	2,000	2,000	29,200	
6	Ms. Ushra S. Jagtap	1/1 2/1	-	-	-	-	-	28,700	-	2,000	2,000	30,700	
7	Ms. Anjali S. Dhore	1/1 2/1	-	-	-	-	-	26,000	-	2,000	2,000	28,000	
8	Ms. Sushila D. Turfale	1/1 2/1	-	-	-	-	-	20,300	-	2,000	2,000	22,300	

Signature: \_\_\_\_\_  
Date: \_\_\_\_\_









Particulars	Debit	Credit	Total
1. Balance b/d			100000
2. To Cash		50000	150000
3. To Bank		50000	200000
4. To Sales		100000	300000
5. To Other Income		10000	310000
6. To Balance c/d			310000
7. By Cash	50000		260000
8. By Bank	50000		310000
9. By Sales	100000		410000
10. By Other Income	10000		420000

I hereby certify that the above is a true and correct statement of the accounts of the firm for the year ending 31st March 2014.

Signature: \_\_\_\_\_  
 Name: \_\_\_\_\_  
 Designation: \_\_\_\_\_



I hereby certify that the above is a true and correct statement of the accounts of the firm for the year ending 31st March 2014.

Signature: \_\_\_\_\_  
 Name: \_\_\_\_\_  
 Designation: \_\_\_\_\_



**Table 1: Profitability Index (PI) for Projects A, B, C, and D**

Project	Initial Investment (€)	Annual Cash Inflow (€)	Payback Period (Years)	Net Present Value (NPV) (€)	Profitability Index (PI)
A	100	30	3.33	10	1.10
B	150	40	3.75	15	1.10
C	200	50	4.00	20	1.10
D	250	60	4.17	25	1.10

**QUESTION 2**

Explain the importance of the Profitability Index (PI) in capital budgeting. How does it differ from the Payback Period and NPV? Discuss the advantages and disadvantages of each method.



**QUESTION 3**

**Table 2: Comparison of Capital Budgeting Methods**

Method	Advantages	Disadvantages
Payback Period	Simple to calculate and understand.	Does not consider the time value of money.
NPV	Considers the time value of money and provides a clear measure of value added.	Requires accurate cash flow estimates and a discount rate.
PI	Allows for ranking of projects based on their profitability per unit of investment.	Does not provide an absolute measure of value.
IRR	Provides a percentage return that is easy to compare with the cost of capital.	Can be difficult to calculate and may have multiple solutions.






Year	Month	Particulars	Debit	Credit	Balance
2018	Jan	Balance b/d			10,000.00
2018	Feb	...			...
2018	Mar	...			...
2018	Apr	...			...
2018	May	...			...
2018	Jun	...			...
2018	Jul	...			...
2018	Aug	...			...
2018	Sep	...			...
2018	Oct	...			...
2018	Nov	...			...
2018	Dec	...			...
2019	Jan	...			...

Total Debit: ... Total Credit: ... Total Balance: ...  
 The above statement is prepared in accordance with the provisions of the Companies Act, 2013.

Date: ...  
 Place: ...



Signature of the Director/Authorized Officer  
 Name: ...  
 Designation: ...

**FIGURE 16**

WATER TREATMENT


**PART A**

Map Part A shows the location of the treatment plant (TP) for the industrial wastewater facility, including public and private water utilities. The map includes a list of the utility providers and their service areas.



Utility Provider	Service Area	TP Location	TP Capacity (MGD)	TP Cost (\$)
City of Dallas	City of Dallas	City of Dallas	1.0	\$10,000,000
City of Dallas	City of Dallas	City of Dallas	1.0	\$10,000,000
City of Dallas	City of Dallas	City of Dallas	1.0	\$10,000,000
City of Dallas	City of Dallas	City of Dallas	1.0	\$10,000,000
<b>Total</b>			<b>4.0</b>	<b>\$40,000,000</b>

**LEGEND** - WATER TREATMENT PLANT (TP) FOR THE INDUSTRIAL WASTEWATER FACILITY. THE TREATMENT PLANT IS LOCATED AT THE INTERSECTION OF THE INDUSTRIAL WASTEWATER FACILITY AND THE CITY OF DALLAS WATER UTILITY SERVICE AREA.



Utility Provider	Service Area	TP Location	TP Capacity (MGD)	TP Cost (\$)
City of Dallas	City of Dallas	City of Dallas	1.0	\$10,000,000
City of Dallas	City of Dallas	City of Dallas	1.0	\$10,000,000
City of Dallas	City of Dallas	City of Dallas	1.0	\$10,000,000
City of Dallas	City of Dallas	City of Dallas	1.0	\$10,000,000
<b>Total</b>			<b>4.0</b>	<b>\$40,000,000</b>

**LEGEND** - WATER TREATMENT PLANT (TP) FOR THE INDUSTRIAL WASTEWATER FACILITY. THE TREATMENT PLANT IS LOCATED AT THE INTERSECTION OF THE INDUSTRIAL WASTEWATER FACILITY AND THE CITY OF DALLAS WATER UTILITY SERVICE AREA.

Sl. No.	The Expense or Income Item (₹)	BANK BALANCE SHEET (₹)			
		Bank Balance at the End of the Year	Opening Balance at the Beginning of the Year	Transfer to Reserve	Transfer to Profit & Loss
1	100	100	100	0	0
2	500	500	500	0	0
3	100	100	100	0	0
4	1000	1000	1000	0	0
5	1000	1000	1000	0	0
6	1000	1000	1000	0	0
7	1000	1000	1000	0	0
8	1000	1000	1000	0	0
9	1000	1000	1000	0	0
10	1000	1000	1000	0	0
11	1000	1000	1000	0	0
12	1000	1000	1000	0	0
13	1000	1000	1000	0	0
14	1000	1000	1000	0	0
15	1000	1000	1000	0	0
16	1000	1000	1000	0	0
17	1000	1000	1000	0	0
18	1000	1000	1000	0	0
19	1000	1000	1000	0	0
20	1000	1000	1000	0	0
21	1000	1000	1000	0	0
22	1000	1000	1000	0	0
23	1000	1000	1000	0	0
24	1000	1000	1000	0	0
25	1000	1000	1000	0	0
26	1000	1000	1000	0	0
27	1000	1000	1000	0	0
28	1000	1000	1000	0	0
29	1000	1000	1000	0	0
30	1000	1000	1000	0	0
31	1000	1000	1000	0	0
32	1000	1000	1000	0	0
33	1000	1000	1000	0	0
34	1000	1000	1000	0	0
35	1000	1000	1000	0	0
36	1000	1000	1000	0	0
37	1000	1000	1000	0	0
38	1000	1000	1000	0	0
39	1000	1000	1000	0	0
40	1000	1000	1000	0	0
41	1000	1000	1000	0	0
42	1000	1000	1000	0	0
43	1000	1000	1000	0	0
44	1000	1000	1000	0	0
45	1000	1000	1000	0	0
46	1000	1000	1000	0	0
47	1000	1000	1000	0	0
48	1000	1000	1000	0	0
49	1000	1000	1000	0	0
50	1000	1000	1000	0	0
51	1000	1000	1000	0	0
52	1000	1000	1000	0	0
53	1000	1000	1000	0	0
54	1000	1000	1000	0	0
55	1000	1000	1000	0	0
56	1000	1000	1000	0	0
57	1000	1000	1000	0	0
58	1000	1000	1000	0	0
59	1000	1000	1000	0	0
60	1000	1000	1000	0	0
61	1000	1000	1000	0	0
62	1000	1000	1000	0	0
63	1000	1000	1000	0	0
64	1000	1000	1000	0	0
65	1000	1000	1000	0	0
66	1000	1000	1000	0	0
67	1000	1000	1000	0	0
68	1000	1000	1000	0	0
69	1000	1000	1000	0	0
70	1000	1000	1000	0	0
71	1000	1000	1000	0	0
72	1000	1000	1000	0	0
73	1000	1000	1000	0	0
74	1000	1000	1000	0	0
75	1000	1000	1000	0	0
76	1000	1000	1000	0	0
77	1000	1000	1000	0	0
78	1000	1000	1000	0	0
79	1000	1000	1000	0	0
80	1000	1000	1000	0	0
81	1000	1000	1000	0	0
82	1000	1000	1000	0	0
83	1000	1000	1000	0	0
84	1000	1000	1000	0	0
85	1000	1000	1000	0	0
86	1000	1000	1000	0	0
87	1000	1000	1000	0	0
88	1000	1000	1000	0	0
89	1000	1000	1000	0	0
90	1000	1000	1000	0	0
91	1000	1000	1000	0	0
92	1000	1000	1000	0	0
93	1000	1000	1000	0	0
94	1000	1000	1000	0	0
95	1000	1000	1000	0	0
96	1000	1000	1000	0	0
97	1000	1000	1000	0	0
98	1000	1000	1000	0	0
99	1000	1000	1000	0	0
100	1000	1000	1000	0	0

Particulars

The following table shows the opening and closing balances of the bank account for the year 2017. The opening balance is ₹ 1000 and the closing balance is ₹ 1000. The difference between the opening and closing balances is ₹ 0. This difference is due to the fact that the opening and closing balances are the same.

Particulars	Amount
Opening Balance	1000
Closing Balance	1000
Difference	0

The following table shows the opening and closing balances of the bank account for the year 2018. The opening balance is ₹ 1000 and the closing balance is ₹ 1000. The difference between the opening and closing balances is ₹ 0. This difference is due to the fact that the opening and closing balances are the same.

Particulars

Particulars	Amount
Opening Balance	1000
Closing Balance	1000
Difference	0





Sl. No.	Description	Particulars	Amount	Total
1	...	...	...	...
2	...	...	...	...
3	...	...	...	...
4	...	...	...	...
5	...	...	...	...
6	...	...	...	...
7	...	...	...	...
8	...	...	...	...
9	...	...	...	...
10	...	...	...	...
11	...	...	...	...
12	...	...	...	...
13	...	...	...	...
14	...	...	...	...
15	...	...	...	...
16	...	...	...	...
17	...	...	...	...
18	...	...	...	...
19	...	...	...	...
20	...	...	...	...
21	...	...	...	...
22	...	...	...	...
23	...	...	...	...
24	...	...	...	...
25	...	...	...	...
26	...	...	...	...
27	...	...	...	...
28	...	...	...	...
29	...	...	...	...
30	...	...	...	...
31	...	...	...	...
32	...	...	...	...
33	...	...	...	...
34	...	...	...	...
35	...	...	...	...
36	...	...	...	...
37	...	...	...	...
38	...	...	...	...
39	...	...	...	...
40	...	...	...	...
41	...	...	...	...
42	...	...	...	...
43	...	...	...	...
44	...	...	...	...
45	...	...	...	...
46	...	...	...	...
47	...	...	...	...
48	...	...	...	...
49	...	...	...	...
50	...	...	...	...
51	...	...	...	...
52	...	...	...	...
53	...	...	...	...
54	...	...	...	...
55	...	...	...	...
56	...	...	...	...
57	...	...	...	...
58	...	...	...	...
59	...	...	...	...
60	...	...	...	...
61	...	...	...	...
62	...	...	...	...
63	...	...	...	...
64	...	...	...	...
65	...	...	...	...
66	...	...	...	...
67	...	...	...	...
68	...	...	...	...
69	...	...	...	...
70	...	...	...	...
71	...	...	...	...
72	...	...	...	...
73	...	...	...	...
74	...	...	...	...
75	...	...	...	...
76	...	...	...	...
77	...	...	...	...
78	...	...	...	...
79	...	...	...	...
80	...	...	...	...
81	...	...	...	...
82	...	...	...	...
83	...	...	...	...
84	...	...	...	...
85	...	...	...	...
86	...	...	...	...
87	...	...	...	...
88	...	...	...	...
89	...	...	...	...
90	...	...	...	...
91	...	...	...	...
92	...	...	...	...
93	...	...	...	...
94	...	...	...	...
95	...	...	...	...
96	...	...	...	...
97	...	...	...	...
98	...	...	...	...
99	...	...	...	...
100	...	...	...	...

For the Board of Directors  
 Director  
 Director  
 Director

Date: 15/01/2024  
 Place: Mumbai



For the Board of Directors  
 Director  
 Director  
 Director



FORM NO. 10

TRACES

TRACES

Form No. 10 is used for the purpose of...

Table with 2 columns: Particulars and Amount. Includes fields for Name of the person, Address, and other details.

Table with 5 columns: Particulars, Amount, and other details. Includes a map of India and a table with 5 rows of data.

Table with 2 columns: Particulars and Amount. Includes a section for 'Total' and 'Grand Total'.

Table with 4 columns: Particulars, Amount, and other details. Includes a section for 'Total' and 'Grand Total'.

Year	Total Assets	Total Liabilities and Equity		
		Total Liabilities	Total Equity	Total Liabilities and Equity
2010	100	60	40	100
2011	120	70	50	120
2012	150	90	60	150
2013	180	110	70	180
2014	200	130	70	200
2015	220	150	70	220
2016	250	170	80	250
2017	280	190	90	280
2018	300	210	90	300
2019	320	230	90	320
2020	350	250	100	350

Analysis

The following table shows the financial statement analysis of the company for the period 2010-2020. The table shows the total assets, total liabilities, and total equity of the company for each year. The total assets of the company have increased from 100 in 2010 to 350 in 2020. The total liabilities of the company have increased from 60 in 2010 to 250 in 2020. The total equity of the company has remained constant at 40 in 2010 and 100 in 2020.



Legal and Regulatory

1. Financial Statement Analysis

Year	Assets	Liabilities	Equity
2010	100	60	40
2011	120	70	50
2012	150	90	60
2013	180	110	70
2014	200	130	70
2015	220	150	70
2016	250	170	80
2017	280	190	90
2018	300	210	90
2019	320	230	90
2020	350	250	100





Account Name	Account No.	Particulars	Debit	Credit	Balance
1. Capital					
2. Reserve					
3. Debtors					
4. Creditors					
5. Cash					
6. Bank					
7. Other Assets					
8. Other Liabilities					
<b>Total</b>					

1. Name of the Member: \_\_\_\_\_  
 2. Address: \_\_\_\_\_  
 3. Signature: \_\_\_\_\_



Signature of the Member  
 Name: \_\_\_\_\_

Blank space for additional notes or details.



TDS

Trustees of the Corporation

TRACES

Trustees of the Corporation



City of Chicago  
Department of Public Works

PERFORMANCE

PERFORMANCE

JULY

Compliance with the provisions of the Illinois Public Labor Relations Act, 5 ILCS 150/1-10, and the Illinois Public Labor Relations Act, 5 ILCS 150/1-10, and the Illinois Public Labor Relations Act, 5 ILCS 150/1-10.

Form TDS-100 (01/01)

Form TDS-100 (01/01)

Name and address of the Employer (see Section 1)

Name and address of the Employer (see Section 1)

City of Chicago  
100 North Dearborn Street  
Chicago, Illinois 60610

City of Chicago  
100 North Dearborn Street  
Chicago, Illinois 60610

Local jurisdiction

TOTAL for Public

Total for  
contract employees

Contract employees provided by the  
Contractor (see Section 1) and the  
Contractor's employees

Local jurisdiction

TOTAL for Public

Total for  
contract employees

Total for the Employer

City of Chicago  
100 North Dearborn Street  
Chicago, Illinois 60610

City of Chicago  
100 North Dearborn Street  
Chicago, Illinois 60610

Summary of the number of employees and the amount of wages reported for the month

Category	Number of employees	Amount of wages reported	Amount of wages reported	Amount of wages reported
1	10,000	\$1,000,000	\$1,000,000	\$1,000,000
2	5,000	\$500,000	\$500,000	\$500,000
3	2,000	\$200,000	\$200,000	\$200,000
4	1,000	\$100,000	\$100,000	\$100,000
Total Paid		\$1,800,000	\$1,800,000	\$1,800,000

1. The amount of wages reported for the month of July 2010 is \$1,800,000. The amount of wages reported for the month of July 2010 is \$1,800,000.

Amount of wages reported for the month

Category	Amount of wages reported for the month	Amount of wages reported for the month	Amount of wages reported for the month	Amount of wages reported for the month
1	\$1,000,000	\$1,000,000	\$1,000,000	\$1,000,000
2	\$500,000	\$500,000	\$500,000	\$500,000
3	\$200,000	\$200,000	\$200,000	\$200,000
4	\$100,000	\$100,000	\$100,000	\$100,000
Total Paid	\$1,800,000	\$1,800,000	\$1,800,000	\$1,800,000

Total Paid

2. The amount of wages reported for the month of July 2010 is \$1,800,000. The amount of wages reported for the month of July 2010 is \$1,800,000.

Amount of wages reported for the month

Category	Amount of wages reported for the month	Amount of wages reported for the month	Amount of wages reported for the month	Amount of wages reported for the month
1	\$1,000,000	\$1,000,000	\$1,000,000	\$1,000,000
2	\$500,000	\$500,000	\$500,000	\$500,000
3	\$200,000	\$200,000	\$200,000	\$200,000
4	\$100,000	\$100,000	\$100,000	\$100,000
Total Paid	\$1,800,000	\$1,800,000	\$1,800,000	\$1,800,000

Sl. No.	The Registrar General's Office	Annual Financial Statement for 2013			
		Actual Expenditure (Rs.)	Actual Income (Rs.)	Actual Balance (Rs.)	Actual Total (Rs.)
1	1000	1000	1000	1000	1000
2	2000	2000	2000	2000	2000
3	3000	3000	3000	3000	3000
4	4000	4000	4000	4000	4000
5	5000	5000	5000	5000	5000
6	6000	6000	6000	6000	6000
7	7000	7000	7000	7000	7000
8	8000	8000	8000	8000	8000
9	9000	9000	9000	9000	9000
10	10000	10000	10000	10000	10000

**Year Ending**

The above figures are subject to audit and verification by the Comptroller and Auditor General of India. The figures are preliminary and subject to change. The figures are in Indian Rupees.

Date: 10/10/2013  
 Place: New Delhi  
 Director, M.F.W.



The above figures are subject to audit and verification by the Comptroller and Auditor General of India. The figures are preliminary and subject to change. The figures are in Indian Rupees.

**Annexure A**

Sl. No.	Description	Amount (Rs.)
1	Salaries and allowances	1000000
2	Grants-in-aid	2000000
3	Capital expenditure	500000
4	Contingent liabilities	100000





Sl. No.	Particulars	Debit	Credit	Total
1	Balance b/d			
2	By Cash			
3	To Cash			
4	By Bank			
5	To Bank			
6	By Balance c/d			
7	To Balance c/d			
8	Total			

For the purpose of this statement, the following information is provided:

1. The total amount of cash received during the period is Rs. 10,000.

2. The total amount of cash paid during the period is Rs. 5,000.

3. The total amount of bank deposits during the period is Rs. 3,000.

4. The total amount of bank withdrawals during the period is Rs. 2,000.

Date: \_\_\_\_\_  
 Place: \_\_\_\_\_  
 Signature: \_\_\_\_\_



Signature of the Officer in Charge  
 \_\_\_\_\_  
 Name: \_\_\_\_\_  
 Designation: \_\_\_\_\_



The following represents		TABLE 1: The following represents			
Year	Value	Year	Value	Year	Value
2000	100	2001	105	2002	110
2003	115	2004	120	2005	125
2006	130	2007	135	2008	140
2009	145	2010	150	2011	155
2012	160	2013	165	2014	170
2015	175	2016	180	2017	185
2018	190	2019	195	2020	200
2021	205	2022	210	2023	215

The following represents the value of the variable x for the years 2000 to 2023. The value of the variable x is given in the table below. The value of the variable x is given in the table below. The value of the variable x is given in the table below.

Question 1: The value of the variable x is given in the table below. The value of the variable x is given in the table below. The value of the variable x is given in the table below.

Answer: The value of the variable x is given in the table below. The value of the variable x is given in the table below. The value of the variable x is given in the table below.






Table 1: The following represents

Year	Value
2000	100
2001	105
2002	110
2003	115
2004	120
2005	125
2006	130
2007	135
2008	140
2009	145
2010	150
2011	155
2012	160
2013	165
2014	170
2015	175
2016	180
2017	185
2018	190
2019	195
2020	200
2021	205
2022	210
2023	215





Sl. No.	Description	Rate	Quantity	Amount
1	...	...	...	...
2	...	...	...	...
3	...	...	...	...
4	...	...	...	...
5	...	...	...	...
6	...	...	...	...
7	...	...	...	...
8	...	...	...	...
9	...	...	...	...
10	...	...	...	...

Total amount of Rs. ...

Date: 20/05/2024



Signature: ...  
 Name: ...



FIGURE 11

December 2014

PAGE 1

Information contained in this document is confidential and its disclosure to the public is prohibited. Toute information divulguée dans ce document est confidentielle et sa divulgation au public est interdite.

For Details: [TRACES](#) Last updated: 12/02/2014

<p><b>How is the information in this report collected?</b></p> <p>Information is collected from the following sources:</p> <ul style="list-style-type: none"> <li>Internal systems of the Government of Canada</li> <li>External systems of the Government of Canada</li> <li>Other sources</li> </ul>		<p><b>What are the sources of the data used in this report?</b></p> <p>Internal systems of the Government of Canada</p> <p>External systems of the Government of Canada</p>	
<p><b>Project or Program</b></p> <p>TRACES</p>	<p><b>Account or System</b></p> <p>TRACES</p>	<p><b>Reporting Period</b></p> <p>December 2014</p>	<p><b>Reporting Period provided by the reporting unit. To ensure accuracy, please refer to the reporting unit for details.</b></p>



**Summary of the data used in this report**

Province/Territory	Number of records	Number of records with errors	Number of records with warnings	Number of records with errors and warnings
Alberta	1	0	0	0
British Columbia	1	0	0	0
Manitoba	1	0	0	0
Ontario	1	0	0	0
Quebec	1	0	0	0
Saskatchewan	1	0	0	0
Atlantic	1	0	0	0
NWT	1	0	0	0
Yukon	1	0	0	0
Nunavut	1	0	0	0
Total	10	0	0	0

Information contained in this document is confidential and its disclosure to the public is prohibited. Toute information divulguée dans ce document est confidentielle et sa divulgation au public est interdite.

**Summary of the data used in this report**

Province/Territory	Number of records	Number of records with errors	Number of records with warnings	Number of records with errors and warnings
Alberta	1	0	0	0
British Columbia	1	0	0	0
Manitoba	1	0	0	0
Ontario	1	0	0	0
Quebec	1	0	0	0
Saskatchewan	1	0	0	0
Atlantic	1	0	0	0
NWT	1	0	0	0
Yukon	1	0	0	0
Nunavut	1	0	0	0
Total	10	0	0	0

Information contained in this document is confidential and its disclosure to the public is prohibited. Toute information divulguée dans ce document est confidentielle et sa divulgation au public est interdite.

**Summary of the data used in this report**

Province/Territory	Number of records	Number of records with errors	Number of records with warnings	Number of records with errors and warnings
Alberta	1	0	0	0
British Columbia	1	0	0	0
Manitoba	1	0	0	0
Ontario	1	0	0	0
Quebec	1	0	0	0
Saskatchewan	1	0	0	0
Atlantic	1	0	0	0
NWT	1	0	0	0
Yukon	1	0	0	0
Nunavut	1	0	0	0
Total	10	0	0	0

Information contained in this document is confidential and its disclosure to the public is prohibited. Toute information divulguée dans ce document est confidentielle et sa divulgation au public est interdite.

Date	Description	Cash Flow Statement (2018)			
		Operating Activities	Investing Activities	Financing Activities	Net Change
1/1	Beginning Balance	100,000	0	0	100,000
2/1	Revenue	50,000	0	0	50,000
3/1	Expenses	(20,000)	0	0	(20,000)
4/1	Capital Expenditures	0	(10,000)	0	(10,000)
5/1	Dividends	0	0	(5,000)	(5,000)
6/1	Debt Issuance	0	0	20,000	20,000
7/1	Debt Repayment	0	0	(15,000)	(15,000)
8/1	Revenue	60,000	0	0	60,000
9/1	Expenses	(30,000)	0	0	(30,000)
10/1	Capital Expenditures	0	(20,000)	0	(20,000)
11/1	Revenue	40,000	0	0	40,000
12/1	Expenses	(15,000)	0	0	(15,000)
Total		100,000	(30,000)	0	70,000

Notes

1. The company has adopted the new revenue recognition standard effective January 1, 2018. This standard requires the company to recognize revenue when it is earned, rather than when it is billed. The company has elected to use the modified retrospective method of adoption. The impact of this change on the company's financial statements is as follows:

Item	2018	2017
Revenue	200,000	180,000
Expenses	(80,000)	(70,000)
Net Income	120,000	110,000

2. The company has adopted the new lease accounting standard effective January 1, 2018. This standard requires the company to recognize lease liabilities on its balance sheet. The company has elected to use the modified retrospective method of adoption. The impact of this change on the company's financial statements is as follows:

Management Discussion

Item	2018	2017
Revenue	200,000	180,000
Expenses	(80,000)	(70,000)
Net Income	120,000	110,000



Particulars	2022	2021	2020
1. Balance b/d	100	100	100
2. To Balance c/d	100	100	100
3. To Balance b/d	100	100	100
4. To Balance c/d	100	100	100
5. To Balance b/d	100	100	100
6. To Balance c/d	100	100	100
7. To Balance b/d	100	100	100
8. To Balance c/d	100	100	100

**STATEMENT OF FINANCIAL POSITION**

As at 31st March 2022

Particulars	2022	2021
1. Fixed Assets	100	100
2. Current Assets	100	100
3. Total Assets	200	200
4. Capital	100	100
5. Reserves	100	100
6. Total Equity	200	200



**Principal**

**Principal**

**Principal**





TDS

TRACES

TRACES (Tax Return and Compliance) System



Ministry of Finance  
New Delhi

FORM 16A

Income Tax

PART A

To be filled up by the Tax Deductor (T.D.) for the purpose of filing of TDS return. It is to be filled up by the Tax Deductor (T.D.) for the purpose of filing of TDS return. It is to be filled up by the Tax Deductor (T.D.) for the purpose of filing of TDS return.

Name and address of the Tax Deductor (T.D.)		Name and address of the Tax Deductee (T.D.)	
Name and address of the Tax Deductor (T.D.) M/s. ABC & Co., 123 Main Street, New Delhi-110001 PAN: ABCDE1234		Name and address of the Tax Deductee (T.D.) M/s. XYZ & Co., 456 Main Street, New Delhi-110002 PAN: XYZAB5678	
Particulars of the Tax Deducted	Particulars of the Tax Deducted	Particulars of the Tax Deducted	Particulars of the Tax Deducted
1000000	1000000	1000000	1000000
Total		Total	
1000000		1000000	
Signature of the Tax Deductor (T.D.)		Signature of the Tax Deductee (T.D.)	
Date		Date	

Sl. No.	Particulars of the Tax Deducted	Amount of Tax Deducted	Amount of Tax Deducted	Amount of Tax Deducted
1	Income Tax	1000000	1000000	1000000
2	Income Tax	1000000	1000000	1000000
Total		2000000	2000000	2000000

Sl. No.	Name of the Member	Shareholding (%)	Shareholding (%)	Shareholding (%)	Shareholding (%)
1	Member 1	10	10	10	10
2	Member 2	20	20	20	20
Total		30	30	30	30

Sl. No.	Name of the Member	Shareholding (%)	Shareholding (%)	Shareholding (%)	Shareholding (%)
1	Member 1	10	10	10	10
2	Member 2	20	20	20	20
3	Member 3	30	30	30	30
4	Member 4	40	40	40	40
5	Member 5	50	50	50	50
Total		150	150	150	150





Item	ESTIMATED	Total Employee	Total Payroll	Total Employee	ESTIMATED	Comments and	Priority
1. Agency's Total Payroll							PA
2. Total Payroll for the DC							PA
3. Total Payroll for the DC							PA
4. Total Payroll for the DC							PA
5. Total Payroll for the DC							PA
6. Total Payroll for the DC							PA
7. Total Payroll for the DC							PA
8. Total Payroll for the DC							PA
9. Total Payroll for the DC							PA
10. Total Payroll for the DC							PA

1. Agency's Total Payroll

2. Total Payroll for the DC

3. Total Payroll for the DC

4. Total Payroll for the DC

5. Total Payroll for the DC

6. Total Payroll for the DC

7. Total Payroll for the DC

8. Total Payroll for the DC

9. Total Payroll for the DC

10. Total Payroll for the DC



11. Total Payroll for the DC

12. Total Payroll for the DC

13. Total Payroll for the DC

14. Total Payroll for the DC

15. Total Payroll for the DC

16. Total Payroll for the DC

17. Total Payroll for the DC

18. Total Payroll for the DC

19. Total Payroll for the DC

20. Total Payroll for the DC







Table of Contents

Table of Contents (continued)

1. Net operating assets (NOA)					
2. Net operating assets (NOA)					
3. Net operating assets (NOA)					
4. Net operating assets (NOA)					
5. Net operating assets (NOA)					
6. Net operating assets (NOA)					
7. Net operating assets (NOA)					
8. Net operating assets (NOA)					
9. Net operating assets (NOA)					
10. Net operating assets (NOA)					
11. Net operating assets (NOA)					
12. Net operating assets (NOA)					
13. Net operating assets (NOA)					
14. Net operating assets (NOA)					
15. Net operating assets (NOA)					
16. Net operating assets (NOA)					
17. Net operating assets (NOA)					
18. Net operating assets (NOA)					
19. Net operating assets (NOA)					
20. Net operating assets (NOA)					
21. Net operating assets (NOA)					
22. Net operating assets (NOA)					
23. Net operating assets (NOA)					
24. Net operating assets (NOA)					
25. Net operating assets (NOA)					
26. Net operating assets (NOA)					
27. Net operating assets (NOA)					
28. Net operating assets (NOA)					
29. Net operating assets (NOA)					
30. Net operating assets (NOA)					
31. Net operating assets (NOA)					
32. Net operating assets (NOA)					
33. Net operating assets (NOA)					
34. Net operating assets (NOA)					
35. Net operating assets (NOA)					
36. Net operating assets (NOA)					
37. Net operating assets (NOA)					
38. Net operating assets (NOA)					
39. Net operating assets (NOA)					
40. Net operating assets (NOA)					
41. Net operating assets (NOA)					
42. Net operating assets (NOA)					
43. Net operating assets (NOA)					
44. Net operating assets (NOA)					
45. Net operating assets (NOA)					
46. Net operating assets (NOA)					
47. Net operating assets (NOA)					
48. Net operating assets (NOA)					
49. Net operating assets (NOA)					
50. Net operating assets (NOA)					
51. Net operating assets (NOA)					
52. Net operating assets (NOA)					
53. Net operating assets (NOA)					
54. Net operating assets (NOA)					
55. Net operating assets (NOA)					
56. Net operating assets (NOA)					
57. Net operating assets (NOA)					
58. Net operating assets (NOA)					
59. Net operating assets (NOA)					
60. Net operating assets (NOA)					
61. Net operating assets (NOA)					
62. Net operating assets (NOA)					
63. Net operating assets (NOA)					
64. Net operating assets (NOA)					
65. Net operating assets (NOA)					
66. Net operating assets (NOA)					
67. Net operating assets (NOA)					
68. Net operating assets (NOA)					
69. Net operating assets (NOA)					
70. Net operating assets (NOA)					
71. Net operating assets (NOA)					
72. Net operating assets (NOA)					
73. Net operating assets (NOA)					
74. Net operating assets (NOA)					
75. Net operating assets (NOA)					
76. Net operating assets (NOA)					
77. Net operating assets (NOA)					
78. Net operating assets (NOA)					
79. Net operating assets (NOA)					
80. Net operating assets (NOA)					
81. Net operating assets (NOA)					
82. Net operating assets (NOA)					
83. Net operating assets (NOA)					
84. Net operating assets (NOA)					
85. Net operating assets (NOA)					
86. Net operating assets (NOA)					
87. Net operating assets (NOA)					
88. Net operating assets (NOA)					
89. Net operating assets (NOA)					
90. Net operating assets (NOA)					
91. Net operating assets (NOA)					
92. Net operating assets (NOA)					
93. Net operating assets (NOA)					
94. Net operating assets (NOA)					
95. Net operating assets (NOA)					
96. Net operating assets (NOA)					
97. Net operating assets (NOA)					
98. Net operating assets (NOA)					
99. Net operating assets (NOA)					
100. Net operating assets (NOA)					

Sl. No.	Description	Amount	Debit	Credit
1.	Balance b/d			200000
2.	By Cash			200000
3.	By Bank			200000
4.	By ...			200000
5.	By ...			200000
6.	By ...			200000
7.	By ...			200000
8.	By ...			200000
9.	By ...			200000
10.	By ...			200000
11.	By ...			200000
12.	By ...			200000
13.	By ...			200000
14.	By ...			200000
15.	By ...			200000
16.	By ...			200000
17.	By ...			200000
18.	By ...			200000
19.	By ...			200000
20.	By ...			200000
21.	By ...			200000
22.	By ...			200000
23.	By ...			200000
24.	By ...			200000
25.	By ...			200000
26.	By ...			200000
27.	By ...			200000
28.	By ...			200000
29.	By ...			200000
30.	By ...			200000
31.	By ...			200000
32.	By ...			200000
33.	By ...			200000
34.	By ...			200000
35.	By ...			200000
36.	By ...			200000
37.	By ...			200000
38.	By ...			200000
39.	By ...			200000
40.	By ...			200000
41.	By ...			200000
42.	By ...			200000
43.	By ...			200000
44.	By ...			200000
45.	By ...			200000
46.	By ...			200000
47.	By ...			200000
48.	By ...			200000
49.	By ...			200000
50.	By ...			200000
51.	By ...			200000
52.	By ...			200000
53.	By ...			200000
54.	By ...			200000
55.	By ...			200000
56.	By ...			200000
57.	By ...			200000
58.	By ...			200000
59.	By ...			200000
60.	By ...			200000
61.	By ...			200000
62.	By ...			200000
63.	By ...			200000
64.	By ...			200000
65.	By ...			200000
66.	By ...			200000
67.	By ...			200000
68.	By ...			200000
69.	By ...			200000
70.	By ...			200000
71.	By ...			200000
72.	By ...			200000
73.	By ...			200000
74.	By ...			200000
75.	By ...			200000
76.	By ...			200000
77.	By ...			200000
78.	By ...			200000
79.	By ...			200000
80.	By ...			200000
81.	By ...			200000
82.	By ...			200000
83.	By ...			200000
84.	By ...			200000
85.	By ...			200000
86.	By ...			200000
87.	By ...			200000
88.	By ...			200000
89.	By ...			200000
90.	By ...			200000
91.	By ...			200000
92.	By ...			200000
93.	By ...			200000
94.	By ...			200000
95.	By ...			200000
96.	By ...			200000
97.	By ...			200000
98.	By ...			200000
99.	By ...			200000
100.	By ...			200000

**THE BANK OF INDIA**

**STATEMENT OF ACCOUNTS**

Account No. ...

Branch ...

Date ...

Balance ...

...



*[Handwritten Signature]*

...

**FORM NO. 16**

**EXHIBIT - I**

**PART A**

A.1. This form shall be filled by the District Health Officer (DHO) for the district, or the District Collector, if the District Health Officer is absent, for the purpose of submitting the data to the State Health Department.

District Name: **COIMBATUR**

Date reported: **14/06/2021**

Name and address of the Private/Quasi-Private Health Facility		Name and address of the Private/Quasi-Private Health Facility	
<p>1. Name of the facility: <b>COIMBATUR DISTRICT GENERAL HOSPITAL</b></p> <p>2. Address: <b>COIMBATUR DISTRICT GENERAL HOSPITAL, COIMBATUR</b></p> <p>3. Telephone: <b>0232-2551111</b></p> <p>4. Email: <b>coimbatur@tamilnadu.gov.in</b></p>	<p>1. Name of the facility: <b>COIMBATUR DISTRICT GENERAL HOSPITAL</b></p> <p>2. Address: <b>COIMBATUR DISTRICT GENERAL HOSPITAL, COIMBATUR</b></p> <p>3. Telephone: <b>0232-2551111</b></p> <p>4. Email: <b>coimbatur@tamilnadu.gov.in</b></p>	<p>1. Name of the facility: <b>COIMBATUR DISTRICT GENERAL HOSPITAL</b></p> <p>2. Address: <b>COIMBATUR DISTRICT GENERAL HOSPITAL, COIMBATUR</b></p> <p>3. Telephone: <b>0232-2551111</b></p> <p>4. Email: <b>coimbatur@tamilnadu.gov.in</b></p>	<p>1. Name of the facility: <b>COIMBATUR DISTRICT GENERAL HOSPITAL</b></p> <p>2. Address: <b>COIMBATUR DISTRICT GENERAL HOSPITAL, COIMBATUR</b></p> <p>3. Telephone: <b>0232-2551111</b></p> <p>4. Email: <b>coimbatur@tamilnadu.gov.in</b></p>

Private/Quasi-Private	Government	Government	Government
-----------------------	------------	------------	------------



Facility ID	Name of the facility (including address and PIN)	Region (North, South, East, West)	Latitude (DD, MM, SS)	Longitude (DD, MM, SS)
01	COIMBATUR DISTRICT GENERAL HOSPITAL, COIMBATUR	North	11° 41' 00"	76° 54' 00"
02	COIMBATUR DISTRICT GENERAL HOSPITAL, COIMBATUR	South	11° 41' 00"	76° 54' 00"
03	COIMBATUR DISTRICT GENERAL HOSPITAL, COIMBATUR	East	11° 41' 00"	76° 54' 00"
04	COIMBATUR DISTRICT GENERAL HOSPITAL, COIMBATUR	West	11° 41' 00"	76° 54' 00"
<b>Total</b>				<b>20° 00'</b>

**NOTE:** The above information shall be reported to the District Health Officer (DHO) for the district, or the District Collector, if the District Health Officer is absent, for the purpose of submitting the data to the State Health Department.

Sl. No.	Name of the facility (including address and PIN)	Region (North, South, East, West)	Latitude (DD, MM, SS)	Longitude (DD, MM, SS)
01	COIMBATUR DISTRICT GENERAL HOSPITAL, COIMBATUR	North	11° 41' 00"	76° 54' 00"
02	COIMBATUR DISTRICT GENERAL HOSPITAL, COIMBATUR	South	11° 41' 00"	76° 54' 00"
03	COIMBATUR DISTRICT GENERAL HOSPITAL, COIMBATUR	East	11° 41' 00"	76° 54' 00"
04	COIMBATUR DISTRICT GENERAL HOSPITAL, COIMBATUR	West	11° 41' 00"	76° 54' 00"

**NOTE:** The above information shall be reported to the District Health Officer (DHO) for the district, or the District Collector, if the District Health Officer is absent, for the purpose of submitting the data to the State Health Department.

Sl. No.	Name of the facility (including address and PIN)	Region (North, South, East, West)	Latitude (DD, MM, SS)	Longitude (DD, MM, SS)
1	COIMBATUR DISTRICT GENERAL HOSPITAL, COIMBATUR	North	11° 41' 00"	76° 54' 00"
2	COIMBATUR DISTRICT GENERAL HOSPITAL, COIMBATUR	South	11° 41' 00"	76° 54' 00"
3	COIMBATUR DISTRICT GENERAL HOSPITAL, COIMBATUR	East	11° 41' 00"	76° 54' 00"
4	COIMBATUR DISTRICT GENERAL HOSPITAL, COIMBATUR	West	11° 41' 00"	76° 54' 00"

Particulars	2023	2022			
		Particulars	Particulars	Particulars	Particulars
Assets					
Current assets					
Trade receivables	100	100	100	100	100
Trade payables	(50)	(50)	(50)	(50)	(50)
Other receivables	50	50	50	50	50
Other payables	(20)	(20)	(20)	(20)	(20)
Net current assets	80	80	80	80	80
Non-current assets					
Property, plant and equipment	100	100	100	100	100
Intangible assets	50	50	50	50	50
Net non-current assets	150	150	150	150	150
Total assets	230	230	230	230	230
Equity and liabilities					
Equity					
Share capital	100	100	100	100	100
Reserves	130	130	130	130	130
Total equity	230	230	230	230	230
Liabilities					
Trade payables	(50)	(50)	(50)	(50)	(50)
Other payables	(20)	(20)	(20)	(20)	(20)
Total liabilities	(70)	(70)	(70)	(70)	(70)
Total equity and liabilities	230	230	230	230	230

Notes

1. The company was incorporated in the State of New York on 1 January 2022. The company's principal office is located at 123 Main Street, New York, NY 10001. The company is a public company and its shares are listed on the New York Stock Exchange. The company is authorized to issue 100,000,000 shares of common stock, \$0.01 par value per share. As of 31 December 2023, the company has issued 10,000,000 shares of common stock, \$0.01 par value per share, for a total par value of \$100,000. The company's fiscal year ends on 31 December.

2. The company's accounting policies are consistent with the accounting policies of the parent company. The company uses the accrual basis of accounting and follows the generally accepted accounting principles in the United States of America. The company's financial statements are prepared in accordance with the accounting principles generally accepted in the United States of America.

3. The company's financial statements are prepared in accordance with the accounting principles generally accepted in the United States of America. The company's financial statements are prepared in accordance with the accounting principles generally accepted in the United States of America.

4. The company's financial statements are prepared in accordance with the accounting principles generally accepted in the United States of America. The company's financial statements are prepared in accordance with the accounting principles generally accepted in the United States of America.

Supplementary Information

Item	Description
1	Share capital: 10,000,000 shares of common stock, \$0.01 par value per share, for a total par value of \$100,000.
2	Reserves: 130,000,000, consisting of 100,000,000 of retained earnings and 30,000,000 of other reserves.
3	Liabilities: 70,000,000, consisting of 50,000,000 of trade payables and 20,000,000 of other payables.
4	Total equity and liabilities: 230,000,000, consisting of 230,000,000 of equity and 0 of liabilities.





Sl. No.	Description	Particulars	Amount	Total
1.	...	...	...	...
2.	...	...	...	...
3.	...	...	...	...
4.	...	...	...	...
5.	...	...	...	...
6.	...	...	...	...
7.	...	...	...	...
8.	...	...	...	...
9.	...	...	...	...
10.	...	...	...	...
11.	...	...	...	...
12.	...	...	...	...
13.	...	...	...	...
14.	...	...	...	...
15.	...	...	...	...
16.	...	...	...	...
17.	...	...	...	...
18.	...	...	...	...
19.	...	...	...	...
20.	...	...	...	...
21.	...	...	...	...
22.	...	...	...	...
23.	...	...	...	...
24.	...	...	...	...
25.	...	...	...	...
26.	...	...	...	...
27.	...	...	...	...
28.	...	...	...	...
29.	...	...	...	...
30.	...	...	...	...
31.	...	...	...	...
32.	...	...	...	...
33.	...	...	...	...
34.	...	...	...	...
35.	...	...	...	...
36.	...	...	...	...
37.	...	...	...	...
38.	...	...	...	...
39.	...	...	...	...
40.	...	...	...	...
41.	...	...	...	...
42.	...	...	...	...
43.	...	...	...	...
44.	...	...	...	...
45.	...	...	...	...
46.	...	...	...	...
47.	...	...	...	...
48.	...	...	...	...
49.	...	...	...	...
50.	...	...	...	...
51.	...	...	...	...
52.	...	...	...	...
53.	...	...	...	...
54.	...	...	...	...
55.	...	...	...	...
56.	...	...	...	...
57.	...	...	...	...
58.	...	...	...	...
59.	...	...	...	...
60.	...	...	...	...
61.	...	...	...	...
62.	...	...	...	...
63.	...	...	...	...
64.	...	...	...	...
65.	...	...	...	...
66.	...	...	...	...
67.	...	...	...	...
68.	...	...	...	...
69.	...	...	...	...
70.	...	...	...	...
71.	...	...	...	...
72.	...	...	...	...
73.	...	...	...	...
74.	...	...	...	...
75.	...	...	...	...
76.	...	...	...	...
77.	...	...	...	...
78.	...	...	...	...
79.	...	...	...	...
80.	...	...	...	...
81.	...	...	...	...
82.	...	...	...	...
83.	...	...	...	...
84.	...	...	...	...
85.	...	...	...	...
86.	...	...	...	...
87.	...	...	...	...
88.	...	...	...	...
89.	...	...	...	...
90.	...	...	...	...
91.	...	...	...	...
92.	...	...	...	...
93.	...	...	...	...
94.	...	...	...	...
95.	...	...	...	...
96.	...	...	...	...
97.	...	...	...	...
98.	...	...	...	...
99.	...	...	...	...
100.	...	...	...	...

... ..

... ..



... ..

... ..










1. Name of the candidate	2. Roll Number	3. Date of Birth	4. Sex	5. Religion
1. Name of the candidate	2. Roll Number	3. Date of Birth	4. Sex	5. Religion
6. Name of the candidate	7. Roll Number	8. Date of Birth	9. Sex	10. Religion
11. Name of the candidate	12. Roll Number	13. Date of Birth	14. Sex	15. Religion
16. Name of the candidate	17. Roll Number	18. Date of Birth	19. Sex	20. Religion
21. Name of the candidate	22. Roll Number	23. Date of Birth	24. Sex	25. Religion
26. Name of the candidate	27. Roll Number	28. Date of Birth	29. Sex	30. Religion
31. Name of the candidate	32. Roll Number	33. Date of Birth	34. Sex	35. Religion
36. Name of the candidate	37. Roll Number	38. Date of Birth	39. Sex	40. Religion
41. Name of the candidate	42. Roll Number	43. Date of Birth	44. Sex	45. Religion
46. Name of the candidate	47. Roll Number	48. Date of Birth	49. Sex	50. Religion
51. Name of the candidate	52. Roll Number	53. Date of Birth	54. Sex	55. Religion
56. Name of the candidate	57. Roll Number	58. Date of Birth	59. Sex	60. Religion
61. Name of the candidate	62. Roll Number	63. Date of Birth	64. Sex	65. Religion
66. Name of the candidate	67. Roll Number	68. Date of Birth	69. Sex	70. Religion
71. Name of the candidate	72. Roll Number	73. Date of Birth	74. Sex	75. Religion
76. Name of the candidate	77. Roll Number	78. Date of Birth	79. Sex	80. Religion
81. Name of the candidate	82. Roll Number	83. Date of Birth	84. Sex	85. Religion
86. Name of the candidate	87. Roll Number	88. Date of Birth	89. Sex	90. Religion
91. Name of the candidate	92. Roll Number	93. Date of Birth	94. Sex	95. Religion
96. Name of the candidate	97. Roll Number	98. Date of Birth	99. Sex	100. Religion

**FOR OFFICE USE**

1. Name of the candidate	2. Roll Number	3. Date of Birth	4. Sex	5. Religion
6. Name of the candidate	7. Roll Number	8. Date of Birth	9. Sex	10. Religion
11. Name of the candidate	12. Roll Number	13. Date of Birth	14. Sex	15. Religion
16. Name of the candidate	17. Roll Number	18. Date of Birth	19. Sex	20. Religion
21. Name of the candidate	22. Roll Number	23. Date of Birth	24. Sex	25. Religion
26. Name of the candidate	27. Roll Number	28. Date of Birth	29. Sex	30. Religion
31. Name of the candidate	32. Roll Number	33. Date of Birth	34. Sex	35. Religion
36. Name of the candidate	37. Roll Number	38. Date of Birth	39. Sex	40. Religion
41. Name of the candidate	42. Roll Number	43. Date of Birth	44. Sex	45. Religion
46. Name of the candidate	47. Roll Number	48. Date of Birth	49. Sex	50. Religion
51. Name of the candidate	52. Roll Number	53. Date of Birth	54. Sex	55. Religion
56. Name of the candidate	57. Roll Number	58. Date of Birth	59. Sex	60. Religion
61. Name of the candidate	62. Roll Number	63. Date of Birth	64. Sex	65. Religion
66. Name of the candidate	67. Roll Number	68. Date of Birth	69. Sex	70. Religion
71. Name of the candidate	72. Roll Number	73. Date of Birth	74. Sex	75. Religion
76. Name of the candidate	77. Roll Number	78. Date of Birth	79. Sex	80. Religion
81. Name of the candidate	82. Roll Number	83. Date of Birth	84. Sex	85. Religion
86. Name of the candidate	87. Roll Number	88. Date of Birth	89. Sex	90. Religion
91. Name of the candidate	92. Roll Number	93. Date of Birth	94. Sex	95. Religion
96. Name of the candidate	97. Roll Number	98. Date of Birth	99. Sex	100. Religion



*[Handwritten Signature]*  
 Director, Government of Karnataka  
 Bangalore

















Sl. No.	Description	Particulars	Debit	Credit
1	Balance b/d			1000
2	By Cash		500	
3	To Cash			500
4	By Cash		1000	
5	To Cash			1000
6	By Cash		1000	
7	To Cash			1000
8	By Cash		1000	
9	To Cash			1000
10	By Cash		1000	
11	To Cash			1000
12	By Cash		1000	
13	To Cash			1000
14	By Cash		1000	
15	To Cash			1000
16	By Cash		1000	
17	To Cash			1000
18	By Cash		1000	
19	To Cash			1000
20	By Cash		1000	
21	To Cash			1000
22	By Cash		1000	
23	To Cash			1000
24	By Cash		1000	
25	To Cash			1000
26	By Cash		1000	
27	To Cash			1000
28	By Cash		1000	
29	To Cash			1000
30	By Cash		1000	
31	To Cash			1000
32	By Cash		1000	
33	To Cash			1000
34	By Cash		1000	
35	To Cash			1000
36	By Cash		1000	
37	To Cash			1000
38	By Cash		1000	
39	To Cash			1000
40	By Cash		1000	
41	To Cash			1000
42	By Cash		1000	
43	To Cash			1000
44	By Cash		1000	
45	To Cash			1000
46	By Cash		1000	
47	To Cash			1000
48	By Cash		1000	
49	To Cash			1000
50	By Cash		1000	
51	To Cash			1000
52	By Cash		1000	
53	To Cash			1000
54	By Cash		1000	
55	To Cash			1000
56	By Cash		1000	
57	To Cash			1000
58	By Cash		1000	
59	To Cash			1000
60	By Cash		1000	
61	To Cash			1000
62	By Cash		1000	
63	To Cash			1000
64	By Cash		1000	
65	To Cash			1000
66	By Cash		1000	
67	To Cash			1000
68	By Cash		1000	
69	To Cash			1000
70	By Cash		1000	
71	To Cash			1000
72	By Cash		1000	
73	To Cash			1000
74	By Cash		1000	
75	To Cash			1000
76	By Cash		1000	
77	To Cash			1000
78	By Cash		1000	
79	To Cash			1000
80	By Cash		1000	
81	To Cash			1000
82	By Cash		1000	
83	To Cash			1000
84	By Cash		1000	
85	To Cash			1000
86	By Cash		1000	
87	To Cash			1000
88	By Cash		1000	
89	To Cash			1000
90	By Cash		1000	
91	To Cash			1000
92	By Cash		1000	
93	To Cash			1000
94	By Cash		1000	
95	To Cash			1000
96	By Cash		1000	
97	To Cash			1000
98	By Cash		1000	
99	To Cash			1000
100	By Cash		1000	

1. Total of all entries in the debit column should be equal to the total of all entries in the credit column. If not, there is an error in the account.

Name:                       
 Date:                       
 Signature:                     



*[Handwritten Signature]*  
 Full Name:

**ANNEXURE I**

Part - I

Part A

To all candidates registered for the examination held on 04.05.2024, the following is the schedule of the examination for the post of Teacher (Regular) in Government Schools.

Candidate No. / Roll No. / Candidate Name / Date of Birth / Gender / Category

Name of the Candidate / Name of the Candidate / Name of the Candidate / Name of the Candidate

Candidate's Details / Candidate's Details / Candidate's Details / Candidate's Details

Candidate's Details / Candidate's Details / Candidate's Details / Candidate's Details

Candidate's Details / Candidate's Details / Candidate's Details / Candidate's Details

Sl. No.	Name of the Candidate	Roll No.	Category	Registration No.	Date of Birth	Gender
1	...	...	...	...	...	...
2	...	...	...	...	...	...
3	...	...	...	...	...	...
4	...	...	...	...	...	...
<b>Total Total</b>						

Candidate's Details / Candidate's Details / Candidate's Details / Candidate's Details

Sl. No.	Name of the Candidate	Roll No.	Category	Registration No.	Date of Birth	Gender
1	...	...	...	...	...	...
2	...	...	...	...	...	...
3	...	...	...	...	...	...
4	...	...	...	...	...	...
<b>Total Total</b>						

Candidate's Details / Candidate's Details / Candidate's Details / Candidate's Details

Sl. No.	Name of the Candidate	Roll No.	Category	Registration No.	Date of Birth	Gender
1	...	...	...	...	...	...
2	...	...	...	...	...	...
3	...	...	...	...	...	...
4	...	...	...	...	...	...
<b>Total Total</b>						

Candidate's Details / Candidate's Details / Candidate's Details / Candidate's Details

Sl. No.	Name of the Candidate	Roll No.	Category	Registration No.	Date of Birth	Gender
1	...	...	...	...	...	...
2	...	...	...	...	...	...
3	...	...	...	...	...	...
4	...	...	...	...	...	...
<b>Total Total</b>						







Code	Description	Unit	Rate	Total
1	...	...	...	...
2	...	...	...	...
3	...	...	...	...
4	...	...	...	...
5	...	...	...	...
6	...	...	...	...
7	...	...	...	...
8	...	...	...	...
9	...	...	...	...
10	...	...	...	...
11	...	...	...	...
12	...	...	...	...
13	...	...	...	...
14	...	...	...	...
15	...	...	...	...
16	...	...	...	...
17	...	...	...	...
18	...	...	...	...
19	...	...	...	...
20	...	...	...	...
21	...	...	...	...
22	...	...	...	...
23	...	...	...	...
24	...	...	...	...
25	...	...	...	...
26	...	...	...	...
27	...	...	...	...
28	...	...	...	...
29	...	...	...	...
30	...	...	...	...
31	...	...	...	...
32	...	...	...	...
33	...	...	...	...
34	...	...	...	...
35	...	...	...	...
36	...	...	...	...
37	...	...	...	...
38	...	...	...	...
39	...	...	...	...
40	...	...	...	...
41	...	...	...	...
42	...	...	...	...
43	...	...	...	...
44	...	...	...	...
45	...	...	...	...
46	...	...	...	...
47	...	...	...	...
48	...	...	...	...
49	...	...	...	...
50	...	...	...	...
51	...	...	...	...
52	...	...	...	...
53	...	...	...	...
54	...	...	...	...
55	...	...	...	...
56	...	...	...	...
57	...	...	...	...
58	...	...	...	...
59	...	...	...	...
60	...	...	...	...
61	...	...	...	...
62	...	...	...	...
63	...	...	...	...
64	...	...	...	...
65	...	...	...	...
66	...	...	...	...
67	...	...	...	...
68	...	...	...	...
69	...	...	...	...
70	...	...	...	...
71	...	...	...	...
72	...	...	...	...
73	...	...	...	...
74	...	...	...	...
75	...	...	...	...
76	...	...	...	...
77	...	...	...	...
78	...	...	...	...
79	...	...	...	...
80	...	...	...	...
81	...	...	...	...
82	...	...	...	...
83	...	...	...	...
84	...	...	...	...
85	...	...	...	...
86	...	...	...	...
87	...	...	...	...
88	...	...	...	...
89	...	...	...	...
90	...	...	...	...
91	...	...	...	...
92	...	...	...	...
93	...	...	...	...
94	...	...	...	...
95	...	...	...	...
96	...	...	...	...
97	...	...	...	...
98	...	...	...	...
99	...	...	...	...
100	...	...	...	...

1. **...**  
 2. **...**  
 3. **...**  
 4. **...**  
 5. **...**  
 6. **...**  
 7. **...**  
 8. **...**  
 9. **...**  
 10. **...**  
 11. **...**  
 12. **...**  
 13. **...**  
 14. **...**  
 15. **...**  
 16. **...**  
 17. **...**  
 18. **...**  
 19. **...**  
 20. **...**  
 21. **...**  
 22. **...**  
 23. **...**  
 24. **...**  
 25. **...**  
 26. **...**  
 27. **...**  
 28. **...**  
 29. **...**  
 30. **...**  
 31. **...**  
 32. **...**  
 33. **...**  
 34. **...**  
 35. **...**  
 36. **...**  
 37. **...**  
 38. **...**  
 39. **...**  
 40. **...**  
 41. **...**  
 42. **...**  
 43. **...**  
 44. **...**  
 45. **...**  
 46. **...**  
 47. **...**  
 48. **...**  
 49. **...**  
 50. **...**  
 51. **...**  
 52. **...**  
 53. **...**  
 54. **...**  
 55. **...**  
 56. **...**  
 57. **...**  
 58. **...**  
 59. **...**  
 60. **...**  
 61. **...**  
 62. **...**  
 63. **...**  
 64. **...**  
 65. **...**  
 66. **...**  
 67. **...**  
 68. **...**  
 69. **...**  
 70. **...**  
 71. **...**  
 72. **...**  
 73. **...**  
 74. **...**  
 75. **...**  
 76. **...**  
 77. **...**  
 78. **...**  
 79. **...**  
 80. **...**  
 81. **...**  
 82. **...**  
 83. **...**  
 84. **...**  
 85. **...**  
 86. **...**  
 87. **...**  
 88. **...**  
 89. **...**  
 90. **...**  
 91. **...**  
 92. **...**  
 93. **...**  
 94. **...**  
 95. **...**  
 96. **...**  
 97. **...**  
 98. **...**  
 99. **...**  
 100. **...**



Director  
 ...  
 ...  
 ...



FINANCIALS

2023-2024

Part A

Details of the financial statements of the TDS, including a consolidated statement of assets and liabilities, and a consolidated statement of income and expenses, for the period from 1st January 2023 to 31st December 2023.

Approved by the Board

Date of Approval: 11 Dec 2023

Statement of Assets and Liabilities (Balance Sheet)

Statement of Income and Expenses (Profit and Loss Account)

Assets: Fixed Assets, Intangible Assets, Current Assets, etc.

Income: Revenue, Other Income, etc. Expenses: Operating Expenses, Finance Costs, etc.

Approved by the Board

Date of Approval

Approved by the Board

Date of Approval

FINANCIALS

FINANCIALS

FINANCIALS

Period with the Financials

The figures are in millions of Trinidad and Tobago Dollars (TTD) unless otherwise stated.

2023

2022

Analysis of assets and liabilities and income and expenses for the period from 1st January 2023 to 31st December 2023.

Table with 5 columns: Category, Assets, Liabilities, Income, Expenses. Rows include Revenue, Operating Expenses, Finance Costs, etc.

1. ANALYSIS OF THE FINANCIAL STATEMENTS REPORTED BY THE CENTRAL GOVERNMENT THROUGH THE TRINIDAD AND TOBAGO TAX AUTHORITY. The figures are in millions of Trinidad and Tobago Dollars (TTD) unless otherwise stated.

Table with 5 columns: No., Description, Assets, Liabilities, Income, Expenses. Row 1: Total 2023.

2. ANALYSIS OF THE FINANCIAL STATEMENTS REPORTED BY THE CENTRAL GOVERNMENT THROUGH THE TRINIDAD AND TOBAGO TAX AUTHORITY. The figures are in millions of Trinidad and Tobago Dollars (TTD) unless otherwise stated.

Table with 5 columns: No., Description, Assets, Liabilities, Income, Expenses. Rows 2-4.

Sl. No.	Particulars	Financial Statements Summary			
		Particulars	Particulars	Particulars	Particulars
1					
2					
3					
4					
5					
6					
7					
8					
9					
10					
11					
12					
13					
14					
15					
16					
17					
18					
19					
20					
21					
22					
23					
24					
25					
26					
27					
28					
29					
30					
31					
32					
33					
34					
35					
36					
37					
38					
39					
40					
41					
42					
43					
44					
45					
46					
47					
48					
49					
50					
51					
52					
53					
54					
55					
56					
57					
58					
59					
60					
61					
62					
63					
64					
65					
66					
67					
68					
69					
70					
71					
72					
73					
74					
75					
76					
77					
78					
79					
80					
81					
82					
83					
84					
85					
86					
87					
88					
89					
90					
91					
92					
93					
94					
95					
96					
97					
98					
99					
100					

Notes

1. The Company has adopted the accounting policy of the Indian Accounting Standards (Ind AS) notified by the Institute of Cost Accountants of India (ICAI) from 1st April 2017. The Company has adopted the accounting policy of the Indian Accounting Standards (Ind AS) notified by the Institute of Cost Accountants of India (ICAI) from 1st April 2017. The Company has adopted the accounting policy of the Indian Accounting Standards (Ind AS) notified by the Institute of Cost Accountants of India (ICAI) from 1st April 2017.

2. The Company has adopted the accounting policy of the Indian Accounting Standards (Ind AS) notified by the Institute of Cost Accountants of India (ICAI) from 1st April 2017. The Company has adopted the accounting policy of the Indian Accounting Standards (Ind AS) notified by the Institute of Cost Accountants of India (ICAI) from 1st April 2017. The Company has adopted the accounting policy of the Indian Accounting Standards (Ind AS) notified by the Institute of Cost Accountants of India (ICAI) from 1st April 2017.

3. The Company has adopted the accounting policy of the Indian Accounting Standards (Ind AS) notified by the Institute of Cost Accountants of India (ICAI) from 1st April 2017. The Company has adopted the accounting policy of the Indian Accounting Standards (Ind AS) notified by the Institute of Cost Accountants of India (ICAI) from 1st April 2017. The Company has adopted the accounting policy of the Indian Accounting Standards (Ind AS) notified by the Institute of Cost Accountants of India (ICAI) from 1st April 2017.

Additional Information

Sl. No.	Particulars	Description
1	Particulars	Description
2	Particulars	Description
3	Particulars	Description
4	Particulars	Description
5	Particulars	Description
6	Particulars	Description
7	Particulars	Description
8	Particulars	Description
9	Particulars	Description
10	Particulars	Description
11	Particulars	Description
12	Particulars	Description
13	Particulars	Description
14	Particulars	Description
15	Particulars	Description
16	Particulars	Description
17	Particulars	Description
18	Particulars	Description
19	Particulars	Description
20	Particulars	Description
21	Particulars	Description
22	Particulars	Description
23	Particulars	Description
24	Particulars	Description
25	Particulars	Description
26	Particulars	Description
27	Particulars	Description
28	Particulars	Description
29	Particulars	Description
30	Particulars	Description
31	Particulars	Description
32	Particulars	Description
33	Particulars	Description
34	Particulars	Description
35	Particulars	Description
36	Particulars	Description
37	Particulars	Description
38	Particulars	Description
39	Particulars	Description
40	Particulars	Description
41	Particulars	Description
42	Particulars	Description
43	Particulars	Description
44	Particulars	Description
45	Particulars	Description
46	Particulars	Description
47	Particulars	Description
48	Particulars	Description
49	Particulars	Description
50	Particulars	Description
51	Particulars	Description
52	Particulars	Description
53	Particulars	Description
54	Particulars	Description
55	Particulars	Description
56	Particulars	Description
57	Particulars	Description
58	Particulars	Description
59	Particulars	Description
60	Particulars	Description
61	Particulars	Description
62	Particulars	Description
63	Particulars	Description
64	Particulars	Description
65	Particulars	Description
66	Particulars	Description
67	Particulars	Description
68	Particulars	Description
69	Particulars	Description
70	Particulars	Description
71	Particulars	Description
72	Particulars	Description
73	Particulars	Description
74	Particulars	Description
75	Particulars	Description
76	Particulars	Description
77	Particulars	Description
78	Particulars	Description
79	Particulars	Description
80	Particulars	Description
81	Particulars	Description
82	Particulars	Description
83	Particulars	Description
84	Particulars	Description
85	Particulars	Description
86	Particulars	Description
87	Particulars	Description
88	Particulars	Description
89	Particulars	Description
90	Particulars	Description
91	Particulars	Description
92	Particulars	Description
93	Particulars	Description
94	Particulars	Description
95	Particulars	Description
96	Particulars	Description
97	Particulars	Description
98	Particulars	Description
99	Particulars	Description
100	Particulars	Description









No	Nama Anggota	Jenis Anggota	Status Keanggotaan		
			Anggota	Anggota Luar Negeri	Anggota Kehormatan
1	...	...	...	...	...
2	...	...	...	...	...
3	...	...	...	...	...
4	...	...	...	...	...
5	...	...	...	...	...
6	...	...	...	...	...
7	...	...	...	...	...
8	...	...	...	...	...
9	...	...	...	...	...
10	...	...	...	...	...
11	...	...	...	...	...
12	...	...	...	...	...
13	...	...	...	...	...
14	...	...	...	...	...
15	...	...	...	...	...
16	...	...	...	...	...
17	...	...	...	...	...
18	...	...	...	...	...
19	...	...	...	...	...
20	...	...	...	...	...
21	...	...	...	...	...
22	...	...	...	...	...
23	...	...	...	...	...
24	...	...	...	...	...
25	...	...	...	...	...
26	...	...	...	...	...
27	...	...	...	...	...
28	...	...	...	...	...
29	...	...	...	...	...
30	...	...	...	...	...
31	...	...	...	...	...
32	...	...	...	...	...
33	...	...	...	...	...
34	...	...	...	...	...
35	...	...	...	...	...
36	...	...	...	...	...
37	...	...	...	...	...
38	...	...	...	...	...
39	...	...	...	...	...
40	...	...	...	...	...
41	...	...	...	...	...
42	...	...	...	...	...
43	...	...	...	...	...
44	...	...	...	...	...
45	...	...	...	...	...
46	...	...	...	...	...
47	...	...	...	...	...
48	...	...	...	...	...
49	...	...	...	...	...
50	...	...	...	...	...
51	...	...	...	...	...
52	...	...	...	...	...
53	...	...	...	...	...
54	...	...	...	...	...
55	...	...	...	...	...
56	...	...	...	...	...
57	...	...	...	...	...
58	...	...	...	...	...
59	...	...	...	...	...
60	...	...	...	...	...
61	...	...	...	...	...
62	...	...	...	...	...
63	...	...	...	...	...
64	...	...	...	...	...
65	...	...	...	...	...
66	...	...	...	...	...
67	...	...	...	...	...
68	...	...	...	...	...
69	...	...	...	...	...
70	...	...	...	...	...
71	...	...	...	...	...
72	...	...	...	...	...
73	...	...	...	...	...
74	...	...	...	...	...
75	...	...	...	...	...
76	...	...	...	...	...
77	...	...	...	...	...
78	...	...	...	...	...
79	...	...	...	...	...
80	...	...	...	...	...
81	...	...	...	...	...
82	...	...	...	...	...
83	...	...	...	...	...
84	...	...	...	...	...
85	...	...	...	...	...
86	...	...	...	...	...
87	...	...	...	...	...
88	...	...	...	...	...
89	...	...	...	...	...
90	...	...	...	...	...
91	...	...	...	...	...
92	...	...	...	...	...
93	...	...	...	...	...
94	...	...	...	...	...
95	...	...	...	...	...
96	...	...	...	...	...
97	...	...	...	...	...
98	...	...	...	...	...
99	...	...	...	...	...
100	...	...	...	...	...

1. Berdasarkan data yang tertera pada tabel di atas, maka dapat disimpulkan bahwa pada tahun 2020/21, jumlah anggota organisasi adalah 100 orang. Jumlah anggota laki-laki adalah 50 orang dan jumlah anggota perempuan adalah 50 orang. Jumlah anggota laki-laki adalah 50 orang dan jumlah anggota perempuan adalah 50 orang. Jumlah anggota laki-laki adalah 50 orang dan jumlah anggota perempuan adalah 50 orang.

File	...
End	...
...	...

2. Berdasarkan data yang tertera pada tabel di atas, maka dapat disimpulkan bahwa pada tahun 2021/22, jumlah anggota organisasi adalah 100 orang. Jumlah anggota laki-laki adalah 50 orang dan jumlah anggota perempuan adalah 50 orang. Jumlah anggota laki-laki adalah 50 orang dan jumlah anggota perempuan adalah 50 orang. Jumlah anggota laki-laki adalah 50 orang dan jumlah anggota perempuan adalah 50 orang.

Lampiran 1

No	Uraian	...
1	...	...
2	...	...
3	...	...
4	...	...

**UNIT 100/100**

UNIT 100/100: [Blank space for student name]

Roll No. [Blank space for student roll number]

Sl. No.	Question	Answer	Mark	Total
1.	Define [Blank space]			
2.	Define [Blank space]			
3.	Define [Blank space]			
4.	Define [Blank space]			
5.	Define [Blank space]			
6.	Define [Blank space]			
7.	Define [Blank space]			
8.	Define [Blank space]			
9.	Define [Blank space]			
10.	Define [Blank space]			
11.	Define [Blank space]			
12.	Define [Blank space]			
13.	Define [Blank space]			
14.	Define [Blank space]			
15.	Define [Blank space]			
16.	Define [Blank space]			
17.	Define [Blank space]			
18.	Define [Blank space]			
19.	Define [Blank space]			
20.	Define [Blank space]			
21.	Define [Blank space]			
22.	Define [Blank space]			
23.	Define [Blank space]			
24.	Define [Blank space]			
25.	Define [Blank space]			
26.	Define [Blank space]			
27.	Define [Blank space]			
28.	Define [Blank space]			
29.	Define [Blank space]			
30.	Define [Blank space]			
31.	Define [Blank space]			
32.	Define [Blank space]			
33.	Define [Blank space]			
34.	Define [Blank space]			
35.	Define [Blank space]			
36.	Define [Blank space]			
37.	Define [Blank space]			
38.	Define [Blank space]			
39.	Define [Blank space]			
40.	Define [Blank space]			
41.	Define [Blank space]			
42.	Define [Blank space]			
43.	Define [Blank space]			
44.	Define [Blank space]			
45.	Define [Blank space]			
46.	Define [Blank space]			
47.	Define [Blank space]			
48.	Define [Blank space]			
49.	Define [Blank space]			
50.	Define [Blank space]			



Sl. No.	Particulars	Amount	Debit	Credit	Total
1.	Balance b/d				
2.	By Cash				
3.	By Bank				
4.	By ...				
5.	By ...				
6.	By ...				
7.	By ...				
8.	By ...				
9.	By ...				
10.	By ...				
11.	By ...				
12.	By ...				
13.	By ...				
14.	By ...				
15.	By ...				
16.	By ...				
17.	By ...				
18.	By ...				
19.	By ...				
20.	By ...				
21.	By ...				
22.	By ...				
23.	By ...				
24.	By ...				
25.	By ...				
26.	By ...				
27.	By ...				
28.	By ...				
29.	By ...				
30.	By ...				
31.	By ...				
32.	By ...				
33.	By ...				
34.	By ...				
35.	By ...				
36.	By ...				
37.	By ...				
38.	By ...				
39.	By ...				
40.	By ...				
41.	By ...				
42.	By ...				
43.	By ...				
44.	By ...				
45.	By ...				
46.	By ...				
47.	By ...				
48.	By ...				
49.	By ...				
50.	By ...				
51.	By ...				
52.	By ...				
53.	By ...				
54.	By ...				
55.	By ...				
56.	By ...				
57.	By ...				
58.	By ...				
59.	By ...				
60.	By ...				
61.	By ...				
62.	By ...				
63.	By ...				
64.	By ...				
65.	By ...				
66.	By ...				
67.	By ...				
68.	By ...				
69.	By ...				
70.	By ...				
71.	By ...				
72.	By ...				
73.	By ...				
74.	By ...				
75.	By ...				
76.	By ...				
77.	By ...				
78.	By ...				
79.	By ...				
80.	By ...				
81.	By ...				
82.	By ...				
83.	By ...				
84.	By ...				
85.	By ...				
86.	By ...				
87.	By ...				
88.	By ...				
89.	By ...				
90.	By ...				
91.	By ...				
92.	By ...				
93.	By ...				
94.	By ...				
95.	By ...				
96.	By ...				
97.	By ...				
98.	By ...				
99.	By ...				
100.	By ...				

Date: \_\_\_\_\_  
 Place: \_\_\_\_\_  
 Signature: \_\_\_\_\_  
 Name: \_\_\_\_\_



Signature: \_\_\_\_\_  
 Name: \_\_\_\_\_













FOREST TAX

Part of the TDS

PART I

Statement of the total amount of the tax payable by the assessee in respect of the forest tax for the year 2014-15

Assessee's Name: M/s. ABC & Co. Date of filing of return: 15/08/2015

Particulars of the tax payable by the assessee

Particulars of the tax payable by the assessee

1. Tax payable on the forest tax for the year 2014-15  
2. Tax payable on the forest tax for the year 2013-14  
3. Tax payable on the forest tax for the year 2012-13  
4. Tax payable on the forest tax for the year 2011-12  
5. Tax payable on the forest tax for the year 2010-11

1. Tax payable on the forest tax for the year 2014-15  
2. Tax payable on the forest tax for the year 2013-14  
3. Tax payable on the forest tax for the year 2012-13  
4. Tax payable on the forest tax for the year 2011-12  
5. Tax payable on the forest tax for the year 2010-11

Total tax payable

Total tax payable

Particulars of the tax payable by the assessee

Particulars of the tax payable by the assessee

2014-15

2013-14

2012-13

STATE

Assessee's Name

Particulars of the tax payable

1. Tax payable on the forest tax for the year 2014-15  
2. Tax payable on the forest tax for the year 2013-14  
3. Tax payable on the forest tax for the year 2012-13  
4. Tax payable on the forest tax for the year 2011-12  
5. Tax payable on the forest tax for the year 2010-11

2014-15  
2013-14  
2012-13  
2011-12  
2010-11

Statement of the total amount of the tax payable by the assessee in respect of the forest tax

Sl. No.	Particulars of the tax payable by the assessee	Particulars of the tax payable by the assessee	Particulars of the tax payable by the assessee	Particulars of the tax payable by the assessee
01	Tax payable on the forest tax for the year 2014-15	100000	100000	100000
02	Tax payable on the forest tax for the year 2013-14	100000	100000	100000
03	Tax payable on the forest tax for the year 2012-13	100000	100000	100000
04	Tax payable on the forest tax for the year 2011-12	100000	100000	100000
05	Tax payable on the forest tax for the year 2010-11	100000	100000	100000

Statement of the total amount of the tax payable by the assessee in respect of the forest tax for the year 2014-15

Sl. No.	Particulars of the tax payable by the assessee	Particulars of the tax payable by the assessee	Particulars of the tax payable by the assessee	Particulars of the tax payable by the assessee
01	Tax payable on the forest tax for the year 2014-15	100000	100000	100000
02	Tax payable on the forest tax for the year 2013-14	100000	100000	100000
03	Tax payable on the forest tax for the year 2012-13	100000	100000	100000
04	Tax payable on the forest tax for the year 2011-12	100000	100000	100000
05	Tax payable on the forest tax for the year 2010-11	100000	100000	100000

Statement of the total amount of the tax payable by the assessee in respect of the forest tax for the year 2014-15

Statement of the total amount of the tax payable by the assessee in respect of the forest tax for the year 2014-15

Sl. No.	Particulars of the tax payable by the assessee	Particulars of the tax payable by the assessee	Particulars of the tax payable by the assessee	Particulars of the tax payable by the assessee
1	Tax payable on the forest tax for the year 2014-15	100000	100000	100000
2	Tax payable on the forest tax for the year 2013-14	100000	100000	100000
3	Tax payable on the forest tax for the year 2012-13	100000	100000	100000
4	Tax payable on the forest tax for the year 2011-12	100000	100000	100000





10/10/2014

Customer Details: PIPER, C. J.    Address: 100, 100, 100    City: 100, 100    State: 100, 100    Zip: 100, 100

1.	100, 100, 100	100, 100	100, 100
2.	100, 100, 100	100, 100	100, 100
3.	100, 100, 100	100, 100	100, 100
4.	100, 100, 100	100, 100	100, 100
5.	100, 100, 100	100, 100	100, 100
6.	100, 100, 100	100, 100	100, 100
7.	100, 100, 100	100, 100	100, 100
8.	100, 100, 100	100, 100	100, 100
9.	100, 100, 100	100, 100	100, 100
10.	100, 100, 100	100, 100	100, 100

11. 100, 100, 100    100, 100, 100

12. 100, 100, 100    100, 100, 100

Name: 100, 100, 100  
 Title: 100, 100, 100  
 Telephone: 100, 100, 100



100, 100, 100  
 100, 100, 100  
 100, 100, 100





Item No.	The Republic of Ireland	Financial Information (€'000)			
		Revenue	Operating Profit	Operating Loss	Operating Profit
1	100	100	100	100	100
2	100	100	100	100	100
3	100	100	100	100	100
4	100	100	100	100	100
5	100	100	100	100	100
6	100	100	100	100	100
7	100	100	100	100	100
8	100	100	100	100	100
9	100	100	100	100	100
10	100	100	100	100	100
11	100	100	100	100	100
12	100	100	100	100	100
13	100	100	100	100	100
14	100	100	100	100	100
15	100	100	100	100	100
16	100	100	100	100	100
17	100	100	100	100	100
18	100	100	100	100	100
19	100	100	100	100	100
20	100	100	100	100	100
21	100	100	100	100	100
22	100	100	100	100	100
23	100	100	100	100	100
24	100	100	100	100	100
25	100	100	100	100	100
26	100	100	100	100	100
27	100	100	100	100	100
28	100	100	100	100	100
29	100	100	100	100	100
30	100	100	100	100	100
31	100	100	100	100	100
32	100	100	100	100	100
33	100	100	100	100	100
34	100	100	100	100	100
35	100	100	100	100	100
36	100	100	100	100	100
37	100	100	100	100	100
38	100	100	100	100	100
39	100	100	100	100	100
40	100	100	100	100	100
41	100	100	100	100	100
42	100	100	100	100	100
43	100	100	100	100	100
44	100	100	100	100	100
45	100	100	100	100	100
46	100	100	100	100	100
47	100	100	100	100	100
48	100	100	100	100	100
49	100	100	100	100	100
50	100	100	100	100	100
51	100	100	100	100	100
52	100	100	100	100	100
53	100	100	100	100	100
54	100	100	100	100	100
55	100	100	100	100	100
56	100	100	100	100	100
57	100	100	100	100	100
58	100	100	100	100	100
59	100	100	100	100	100
60	100	100	100	100	100
61	100	100	100	100	100
62	100	100	100	100	100
63	100	100	100	100	100
64	100	100	100	100	100
65	100	100	100	100	100
66	100	100	100	100	100
67	100	100	100	100	100
68	100	100	100	100	100
69	100	100	100	100	100
70	100	100	100	100	100
71	100	100	100	100	100
72	100	100	100	100	100
73	100	100	100	100	100
74	100	100	100	100	100
75	100	100	100	100	100
76	100	100	100	100	100
77	100	100	100	100	100
78	100	100	100	100	100
79	100	100	100	100	100
80	100	100	100	100	100
81	100	100	100	100	100
82	100	100	100	100	100
83	100	100	100	100	100
84	100	100	100	100	100
85	100	100	100	100	100
86	100	100	100	100	100
87	100	100	100	100	100
88	100	100	100	100	100
89	100	100	100	100	100
90	100	100	100	100	100
91	100	100	100	100	100
92	100	100	100	100	100
93	100	100	100	100	100
94	100	100	100	100	100
95	100	100	100	100	100
96	100	100	100	100	100
97	100	100	100	100	100
98	100	100	100	100	100
99	100	100	100	100	100
100	100	100	100	100	100

Notes to the Financial Statements

1. The financial statements have been prepared on a going concern basis. The directors have a reasonable expectation that the company will continue to operate for the foreseeable future and that it will be able to pay its debts as they fall due.

2. The financial statements have been prepared in accordance with the accounting policies set out in note 3.

3. The financial statements have been prepared in accordance with the accounting policies set out in note 3.

4. The financial statements have been prepared in accordance with the accounting policies set out in note 3.

5. The financial statements have been prepared in accordance with the accounting policies set out in note 3.

6. The financial statements have been prepared in accordance with the accounting policies set out in note 3.

7. The financial statements have been prepared in accordance with the accounting policies set out in note 3.

Notes to the Financial Statements

Item No.	Description	Amount
1	Revenue	100
2	Operating Profit	100
3	Operating Loss	100
4	Operating Profit	100
5	Operating Loss	100
6	Operating Profit	100
7	Operating Loss	100
8	Operating Profit	100
9	Operating Loss	100
10	Operating Profit	100
11	Operating Loss	100
12	Operating Profit	100
13	Operating Loss	100
14	Operating Profit	100
15	Operating Loss	100
16	Operating Profit	100
17	Operating Loss	100
18	Operating Profit	100
19	Operating Loss	100
20	Operating Profit	100
21	Operating Loss	100
22	Operating Profit	100
23	Operating Loss	100
24	Operating Profit	100
25	Operating Loss	100
26	Operating Profit	100
27	Operating Loss	100
28	Operating Profit	100
29	Operating Loss	100
30	Operating Profit	100
31	Operating Loss	100
32	Operating Profit	100
33	Operating Loss	100
34	Operating Profit	100
35	Operating Loss	100
36	Operating Profit	100
37	Operating Loss	100
38	Operating Profit	100
39	Operating Loss	100
40	Operating Profit	100
41	Operating Loss	100
42	Operating Profit	100
43	Operating Loss	100
44	Operating Profit	100
45	Operating Loss	100
46	Operating Profit	100
47	Operating Loss	100
48	Operating Profit	100
49	Operating Loss	100
50	Operating Profit	100
51	Operating Loss	100
52	Operating Profit	100
53	Operating Loss	100
54	Operating Profit	100
55	Operating Loss	100
56	Operating Profit	100
57	Operating Loss	100
58	Operating Profit	100
59	Operating Loss	100
60	Operating Profit	100
61	Operating Loss	100
62	Operating Profit	100
63	Operating Loss	100
64	Operating Profit	100
65	Operating Loss	100
66	Operating Profit	100
67	Operating Loss	100
68	Operating Profit	100
69	Operating Loss	100
70	Operating Profit	100
71	Operating Loss	100
72	Operating Profit	100
73	Operating Loss	100
74	Operating Profit	100
75	Operating Loss	100
76	Operating Profit	100
77	Operating Loss	100
78	Operating Profit	100
79	Operating Loss	100
80	Operating Profit	100
81	Operating Loss	100
82	Operating Profit	100
83	Operating Loss	100
84	Operating Profit	100
85	Operating Loss	100
86	Operating Profit	100
87	Operating Loss	100
88	Operating Profit	100
89	Operating Loss	100
90	Operating Profit	100
91	Operating Loss	100
92	Operating Profit	100
93	Operating Loss	100
94	Operating Profit	100
95	Operating Loss	100
96	Operating Profit	100
97	Operating Loss	100
98	Operating Profit	100
99	Operating Loss	100
100	Operating Profit	100







M.F.	Low Energy (kWh per month)	Cluster Membership (N = 100)			
		Cluster 1 (Low Energy)	Cluster 2 (Medium Energy)	Cluster 3 (High Energy)	Cluster 4 (Very High Energy)
1	100	10	10	10	10
2	100	10	10	10	10
3	100	10	10	10	10
4	100	10	10	10	10
5	100	10	10	10	10
6	100	10	10	10	10
7	100	10	10	10	10
8	100	10	10	10	10
9	100	10	10	10	10
10	100	10	10	10	10
<b>Total Row</b>	<b>1000</b>	<b>100</b>	<b>100</b>	<b>100</b>	<b>100</b>

Appendix

The following table provides a detailed breakdown of the data for each cluster. The data is presented in a tabular format, with columns representing the cluster membership and rows representing the individual data points. The total number of data points is 1000, and the total energy consumption is 100,000 kWh.

Cluster	Energy Consumption (kWh)	Number of Members
Cluster 1	10,000	100
Cluster 2	10,000	100
Cluster 3	10,000	100
Cluster 4	10,000	100

The following table provides a detailed breakdown of the data for each cluster. The data is presented in a tabular format, with columns representing the cluster membership and rows representing the individual data points. The total number of data points is 1000, and the total energy consumption is 100,000 kWh.

Legend for Table 1

Cluster	Energy Consumption (kWh)	Number of Members
Cluster 1	10,000	100
Cluster 2	10,000	100
Cluster 3	10,000	100
Cluster 4	10,000	100









**Table 1: Summary of Results**

**Table 2: Summary of Results**

**Table 3: Summary of Results**

**Table 4: Summary of Results**

Year	Total number of cases	Cases by gender		
		Male	Female	Unknown
2010	100	50	50	0
2011	120	60	60	0
2012	150	75	75	0
2013	180	90	90	0
2014	200	100	100	0
2015	220	110	110	0
2016	250	125	125	0
2017	280	140	140	0
2018	300	150	150	0
2019	320	160	160	0
2020	350	175	175	0
<b>Total</b>	<b>2500</b>	<b>1250</b>	<b>1250</b>	<b>0</b>

**Table 5: Summary of Results**

The following table provides a detailed breakdown of the data presented in the previous tables. It includes information on the number of cases by year, gender, and age group. The data shows a steady increase in the number of cases over the period from 2010 to 2020, with a significant rise in the number of cases in the 18-24 age group starting in 2015. The gender distribution remains relatively stable, with approximately equal numbers of cases in males and females.

Age Group	18-24	25-34	35-44	45-54	55-64	65-74	75+
Year	2010	2011	2012	2013	2014	2015	2016

The following table provides a detailed breakdown of the data presented in the previous tables. It includes information on the number of cases by year, gender, and age group. The data shows a steady increase in the number of cases over the period from 2010 to 2020, with a significant rise in the number of cases in the 18-24 age group starting in 2015. The gender distribution remains relatively stable, with approximately equal numbers of cases in males and females.

**Table 6: Summary of Results**

Year	Age Group	Number of Cases
2010	18-24	10
	25-34	15
	35-44	20
	45-54	25
2011	18-24	12
	25-34	18
	35-44	24
	45-54	30
2012	18-24	15
	25-34	22
	35-44	30
	45-54	38
2013	18-24	18
	25-34	27
	35-44	36
	45-54	45
2014	18-24	22
	25-34	33
	35-44	44
	45-54	55
2015	18-24	28
	25-34	42
	35-44	56
	45-54	70
2016	18-24	35
	25-34	52
	35-44	70
	45-54	88
2017	18-24	42
	25-34	63
	35-44	84
	45-54	105
2018	18-24	50
	25-34	75
	35-44	100
	45-54	125
2019	18-24	58
	25-34	87
	35-44	116
	45-54	145
2020	18-24	65
	25-34	98
	35-44	131
	45-54	165





System/Module	Version	Configuration	IP Address	Port	Access	Status
1. Core System	1.0.0	Standard	192.168.1.1	80	Read	OK
2. Data Base	2.0.0	Advanced	192.168.1.2	3306	Write	OK
3. Reporting	3.0.0	Basic	192.168.1.3	8080	Read	OK
4. Security	4.0.0	Enhanced	192.168.1.4	443	Read/Write	OK
5. Integration	5.0.0	Standard	192.168.1.5	80	Read	OK
6. Backup	6.0.0	Basic	192.168.1.6	22	Write	OK

**System Configuration Summary**  
 The following table provides a detailed overview of the system's components and their current status. All services are running as expected.

**System Information**  
 Name: **SERVER01**  
 IP: **192.168.1.1**  
 Date: **2023-10-27**



*[Handwritten Signature]*  
 Name: **John Doe**  
 Title: **System Administrator**



Year	Sales Revenue (in millions)	Profitability Ratios (in %)		
		Net Profit Margin	Operating Profit Margin	Return on Assets
2010	100	15.0	18.0	12.0
2011	110	16.0	19.0	13.0
2012	120	17.0	20.0	14.0
2013	130	18.0	21.0	15.0
2014	140	19.0	22.0	16.0
2015	150	20.0	23.0	17.0
2016	160	21.0	24.0	18.0
2017	170	22.0	25.0	19.0
2018	180	23.0	26.0	20.0
2019	190	24.0	27.0	21.0
2020	200	25.0	28.0	22.0

Key Ratios

The following table provides a detailed breakdown of the key ratios used in the analysis. The ratios are calculated based on the financial data provided in the table above. The ratios are: Net Profit Margin, Operating Profit Margin, and Return on Assets. The ratios are calculated as follows: Net Profit Margin = Net Profit / Sales Revenue; Operating Profit Margin = Operating Profit / Sales Revenue; Return on Assets = Net Profit / Total Assets.

Ratio	Formula	Value (2020)
Net Profit Margin	Net Profit / Sales Revenue	25.0%
Operating Profit Margin	Operating Profit / Sales Revenue	28.0%
Return on Assets	Net Profit / Total Assets	22.0%

The ratios show a consistent upward trend in profitability over the period from 2010 to 2020. The Net Profit Margin increased from 15.0% in 2010 to 25.0% in 2020. The Operating Profit Margin increased from 18.0% in 2010 to 28.0% in 2020. The Return on Assets increased from 12.0% in 2010 to 22.0% in 2020.

The following table provides a detailed breakdown of the key ratios used in the analysis. The ratios are calculated based on the financial data provided in the table above. The ratios are: Net Profit Margin, Operating Profit Margin, and Return on Assets. The ratios are calculated as follows: Net Profit Margin = Net Profit / Sales Revenue; Operating Profit Margin = Operating Profit / Sales Revenue; Return on Assets = Net Profit / Total Assets.

Conclusion

Year	Ratio	Value
2010	Net Profit Margin	15.0%
2010	Operating Profit Margin	18.0%
2010	Return on Assets	12.0%
2020	Net Profit Margin	25.0%
2020	Operating Profit Margin	28.0%
2020	Return on Assets	22.0%



Sl. No.	Description	Particulars	Debit	Credit
1	To Balance b/d			1000
2	To Sales		500	
3	To Sales Tax		50	
4	To Cash		100	
5	To Bank		250	
6	To Other Income		100	
7	To Profit & Loss		100	
8	By Balance c/d			1000
9	By Sales		500	
10	By Sales Tax		50	
11	By Cash		100	
12	By Bank		250	
13	By Other Income		100	
14	By Profit & Loss		100	

Total

Particulars	Debit	Credit
To Balance b/d		1000
To Sales	500	
To Sales Tax	50	
To Cash	100	
To Bank	250	
To Other Income	100	
To Profit & Loss	100	
By Balance c/d		1000
By Sales	500	
By Sales Tax	50	
By Cash	100	
By Bank	250	
By Other Income	100	
By Profit & Loss	100	



Signature: \_\_\_\_\_  
 Name: \_\_\_\_\_  
 Designation: \_\_\_\_\_





FORM NO. 16

Version: 1.0

PART A

Contract awarded to the bidder for the supply of 1000000 kg of 100% pure, 100% natural, 100% organic, 100% fresh, 100% healthy, 100% safe, 100% quality, 100% quantity of organic and natural sweetener in form of

<b>Contract No. (TDS/14)</b> <b>Name and address of the Project/Official Work</b> 1. Name of the project: 1000000 kg of 100% pure, 100% natural, 100% organic, 100% fresh, 100% healthy, 100% safe, 100% quality, 100% quantity of organic and natural sweetener in form of 2. Name of the project: 1000000 kg of 100% pure, 100% natural, 100% organic, 100% fresh, 100% healthy, 100% safe, 100% quality, 100% quantity of organic and natural sweetener in form of 3. Name of the project: 1000000 kg of 100% pure, 100% natural, 100% organic, 100% fresh, 100% healthy, 100% safe, 100% quality, 100% quantity of organic and natural sweetener in form of 4. Name of the project: 1000000 kg of 100% pure, 100% natural, 100% organic, 100% fresh, 100% healthy, 100% safe, 100% quality, 100% quantity of organic and natural sweetener in form of		<b>Contract No. (TDS/14)</b> <b>Name and address of the Project/Official Work</b> 1. Name of the project: 1000000 kg of 100% pure, 100% natural, 100% organic, 100% fresh, 100% healthy, 100% safe, 100% quality, 100% quantity of organic and natural sweetener in form of 2. Name of the project: 1000000 kg of 100% pure, 100% natural, 100% organic, 100% fresh, 100% healthy, 100% safe, 100% quality, 100% quantity of organic and natural sweetener in form of 3. Name of the project: 1000000 kg of 100% pure, 100% natural, 100% organic, 100% fresh, 100% healthy, 100% safe, 100% quality, 100% quantity of organic and natural sweetener in form of 4. Name of the project: 1000000 kg of 100% pure, 100% natural, 100% organic, 100% fresh, 100% healthy, 100% safe, 100% quality, 100% quantity of organic and natural sweetener in form of	
<b>Contract Name</b>	<b>Contract No.</b>	<b>Part of the Contract/Type of contract</b>	<b>Contract awarded to the bidder by the Contracting Authority/Name of the Contracting Authority</b>



Sl. No.	Name of the bidder/Supplying Authority of the contract	Contract No.	Contract Value (Rs.)	Contract awarded to the bidder by the Contracting Authority/Name of the Contracting Authority
01	1000000 kg of 100% pure, 100% natural, 100% organic, 100% fresh, 100% healthy, 100% safe, 100% quality, 100% quantity of organic and natural sweetener in form of	1000000	1000000	1000000
02	1000000 kg of 100% pure, 100% natural, 100% organic, 100% fresh, 100% healthy, 100% safe, 100% quality, 100% quantity of organic and natural sweetener in form of	1000000	1000000	1000000
03	1000000 kg of 100% pure, 100% natural, 100% organic, 100% fresh, 100% healthy, 100% safe, 100% quality, 100% quantity of organic and natural sweetener in form of	1000000	1000000	1000000
04	1000000 kg of 100% pure, 100% natural, 100% organic, 100% fresh, 100% healthy, 100% safe, 100% quality, 100% quantity of organic and natural sweetener in form of	1000000	1000000	1000000
000000	1000000 kg of 100% pure, 100% natural, 100% organic, 100% fresh, 100% healthy, 100% safe, 100% quality, 100% quantity of organic and natural sweetener in form of	1000000	1000000	1000000

1. THE CONTRACTING AUTHORITY IS RESPONSIBLE FOR THE CONTRACT DEVELOPMENT AND DELIVERY OF THE CONTRACT DOCUMENTS. The bidder is responsible for the contract development and delivery of the contract documents.

Sl. No.	Name of the bidder/Supplying Authority of the contract	Contract No.	Contract Value (Rs.)	Contract awarded to the bidder by the Contracting Authority/Name of the Contracting Authority
01	1000000 kg of 100% pure, 100% natural, 100% organic, 100% fresh, 100% healthy, 100% safe, 100% quality, 100% quantity of organic and natural sweetener in form of	1000000	1000000	1000000

2. THE CONTRACTING AUTHORITY IS RESPONSIBLE FOR THE CONTRACT DEVELOPMENT AND DELIVERY OF THE CONTRACT DOCUMENTS. The bidder is responsible for the contract development and delivery of the contract documents.

Sl. No.	Name of the bidder/Supplying Authority of the contract	Contract No.	Contract Value (Rs.)	Contract awarded to the bidder by the Contracting Authority/Name of the Contracting Authority
1	1000000 kg of 100% pure, 100% natural, 100% organic, 100% fresh, 100% healthy, 100% safe, 100% quality, 100% quantity of organic and natural sweetener in form of	1000000	1000000	1000000
2	1000000 kg of 100% pure, 100% natural, 100% organic, 100% fresh, 100% healthy, 100% safe, 100% quality, 100% quantity of organic and natural sweetener in form of	1000000	1000000	1000000
3	1000000 kg of 100% pure, 100% natural, 100% organic, 100% fresh, 100% healthy, 100% safe, 100% quality, 100% quantity of organic and natural sweetener in form of	1000000	1000000	1000000
4	1000000 kg of 100% pure, 100% natural, 100% organic, 100% fresh, 100% healthy, 100% safe, 100% quality, 100% quantity of organic and natural sweetener in form of	1000000	1000000	1000000

Case ID	Project Name	Key Performance Indicators (KPIs)			
		Efficiency Score	Cost Reduction (%)	Patient Satisfaction	Operational Reliability
01	Project Alpha	85	15%	4.2	98%
02	Project Beta	78	22%	3.9	95%
03	Project Gamma	92	8%	4.5	99%
04	Project Delta	88	12%	4.1	97%
05	Project Epsilon	80	18%	4.0	96%
06	Project Zeta	83	14%	4.1	97%
07	Project Eta	86	16%	4.2	98%
08	Project Theta	81	17%	4.0	96%
09	Project Iota	84	15%	4.1	97%
10	Project Kappa	87	13%	4.2	98%

Executive Summary

This report provides a comprehensive overview of the healthcare innovation projects undertaken by our organization in 2024. The data presented highlights the significant progress made in various key areas, including efficiency, cost reduction, patient satisfaction, and operational reliability. The findings indicate that the implementation of these projects has led to a notable improvement in overall healthcare performance, with a strong emphasis on patient-centric care and operational excellence.

Name:

Project ID:

Date:

Report generated on: 2024-10-27

Report generated on: 2024-10-27

Report generated on: 2024-10-27

Notes:

This report is intended for internal use only and should not be distributed externally without the explicit approval of the management team. The data presented is based on the most current information available and is subject to change as more data is collected and analyzed. The findings and conclusions are based on the data provided and should not be used to make any decisions without the appropriate context and consultation with the relevant stakeholders.

Recommendations

Based on the findings of this report, the following recommendations are made:

Recommendation ID	Recommendation	Priority
R1	Implement the findings of the efficiency score analysis to optimize resource allocation and reduce waste.	High
R2	Continue to invest in patient satisfaction initiatives, focusing on personalized care and communication.	Medium
R3	Regularly monitor and report on operational reliability metrics to ensure consistent service delivery.	High
R4	Conduct a comprehensive review of the cost reduction strategies to identify further opportunities for savings.	Medium

**PART B (Continued)**

International Law and its Application to International Relations					
1. What is the meaning of 'International Law'?					
2. Define 'Law'.					
3. Define 'Law of Nations'.					
4. Define 'Law of Nations'.					
5. Define 'Law of Nations'.					
6. Define 'Law of Nations'.					
7. Define 'Law of Nations'.					
8. Define 'Law of Nations'.					
9. Define 'Law of Nations'.					
10. Define 'Law of Nations'.					
11. Define 'Law of Nations'.					
12. Define 'Law of Nations'.					
13. Define 'Law of Nations'.					
14. Define 'Law of Nations'.					
15. Define 'Law of Nations'.					
16. Define 'Law of Nations'.					
17. Define 'Law of Nations'.					
18. Define 'Law of Nations'.					
19. Define 'Law of Nations'.					
20. Define 'Law of Nations'.					
21. Define 'Law of Nations'.					
22. Define 'Law of Nations'.					
23. Define 'Law of Nations'.					
24. Define 'Law of Nations'.					
25. Define 'Law of Nations'.					
26. Define 'Law of Nations'.					
27. Define 'Law of Nations'.					
28. Define 'Law of Nations'.					
29. Define 'Law of Nations'.					
30. Define 'Law of Nations'.					
31. Define 'Law of Nations'.					
32. Define 'Law of Nations'.					
33. Define 'Law of Nations'.					
34. Define 'Law of Nations'.					
35. Define 'Law of Nations'.					
36. Define 'Law of Nations'.					
37. Define 'Law of Nations'.					
38. Define 'Law of Nations'.					
39. Define 'Law of Nations'.					
40. Define 'Law of Nations'.					
41. Define 'Law of Nations'.					
42. Define 'Law of Nations'.					
43. Define 'Law of Nations'.					
44. Define 'Law of Nations'.					
45. Define 'Law of Nations'.					
46. Define 'Law of Nations'.					
47. Define 'Law of Nations'.					
48. Define 'Law of Nations'.					
49. Define 'Law of Nations'.					
50. Define 'Law of Nations'.					
51. Define 'Law of Nations'.					
52. Define 'Law of Nations'.					
53. Define 'Law of Nations'.					
54. Define 'Law of Nations'.					
55. Define 'Law of Nations'.					
56. Define 'Law of Nations'.					
57. Define 'Law of Nations'.					
58. Define 'Law of Nations'.					
59. Define 'Law of Nations'.					
60. Define 'Law of Nations'.					
61. Define 'Law of Nations'.					
62. Define 'Law of Nations'.					
63. Define 'Law of Nations'.					
64. Define 'Law of Nations'.					
65. Define 'Law of Nations'.					
66. Define 'Law of Nations'.					
67. Define 'Law of Nations'.					
68. Define 'Law of Nations'.					
69. Define 'Law of Nations'.					
70. Define 'Law of Nations'.					
71. Define 'Law of Nations'.					
72. Define 'Law of Nations'.					
73. Define 'Law of Nations'.					
74. Define 'Law of Nations'.					
75. Define 'Law of Nations'.					
76. Define 'Law of Nations'.					
77. Define 'Law of Nations'.					
78. Define 'Law of Nations'.					
79. Define 'Law of Nations'.					
80. Define 'Law of Nations'.					
81. Define 'Law of Nations'.					
82. Define 'Law of Nations'.					
83. Define 'Law of Nations'.					
84. Define 'Law of Nations'.					
85. Define 'Law of Nations'.					
86. Define 'Law of Nations'.					
87. Define 'Law of Nations'.					
88. Define 'Law of Nations'.					
89. Define 'Law of Nations'.					
90. Define 'Law of Nations'.					
91. Define 'Law of Nations'.					
92. Define 'Law of Nations'.					
93. Define 'Law of Nations'.					
94. Define 'Law of Nations'.					
95. Define 'Law of Nations'.					
96. Define 'Law of Nations'.					
97. Define 'Law of Nations'.					
98. Define 'Law of Nations'.					
99. Define 'Law of Nations'.					
100. Define 'Law of Nations'.					





FORM NO. 16

2019-20

PART A

1. Name of the deductor (Name of the person or entity who has deducted tax) and the name of the deductee (Name of the person or entity from whom tax has been deducted):

Deductor's PAN: <b>6000000</b> Name and address of the Deductor (as notified to the Assessing Officer)	Deductee's PAN: <b>6000000</b> Name and address of the Deductee (as notified to the Assessing Officer)
---	---

The Name of the deductor: <b>6000000</b>	The Name of the deductee: <b>6000000</b>	TDS File Number (Complete TDS File Number)	Employee/Contractor/Service Provider/Shareholder/Other Deductee's Name (As per TDS File Number)
--	--	--	---

Sl. No.	Particulars	Amount	TDS Amount	TDS Credit	
				YTD	Final
	<b>CITY</b>				
	<b>State</b>				
	<b>City</b>				
	<b>Pin Code</b>				
	<b>Address</b>				
	<b>State</b>				
	<b>City</b>				
	<b>Pin Code</b>				
	<b>Address</b>				
	<b>State</b>				
	<b>City</b>				
	<b>Pin Code</b>				
	<b>Address</b>				
	<b>State</b>				
	<b>City</b>				
	<b>Pin Code</b>				
	<b>Address</b>				
	<b>State</b>				
	<b>City</b>				
	<b>Pin Code</b>				
	<b>Address</b>				
	<b>State</b>				
	<b>City</b>				
	<b>Pin Code</b>				
	<b>Address</b>				
	<b>State</b>				
	<b>City</b>				
	<b>Pin Code</b>				
	<b>Address</b>				
	<b>State</b>				
	<b>City</b>				
	<b>Pin Code</b>				
	<b>Address</b>				
	<b>State</b>				
	<b>City</b>				
	<b>Pin Code</b>				
	<b>Address</b>				
	<b>State</b>				
	<b>City</b>				
	<b>Pin Code</b>				
	<b>Address</b>				
	<b>State</b>				
	<b>City</b>				
	<b>Pin Code</b>				
	<b>Address</b>				
	<b>State</b>				
	<b>City</b>				
	<b>Pin Code</b>				
	<b>Address</b>				
	<b>State</b>				
	<b>City</b>				
	<b>Pin Code</b>				
	<b>Address</b>				
	<b>State</b>				
	<b>City</b>				
	<b>Pin Code</b>				
	<b>Address</b>				
	<b>State</b>				
	<b>City</b>				
	<b>Pin Code</b>				
	<b>Address</b>				
	<b>State</b>				
	<b>City</b>				
	<b>Pin Code</b>				
	<b>Address</b>				
	<b>State</b>				
	<b>City</b>				
	<b>Pin Code</b>				
	<b>Address</b>				
	<b>State</b>				
	<b>City</b>				
	<b>Pin Code</b>				
	<b>Address</b>				
	<b>State</b>				
	<b>City</b>				
	<b>Pin Code</b>				
	<b>Address</b>				
	<b>State</b>				
	<b>City</b>				
	<b>Pin Code</b>				
	<b>Address</b>				
	<b>State</b>				
	<b>City</b>				
	<b>Pin Code</b>				
	<b>Address</b>				
	<b>State</b>				
	<b>City</b>				
	<b>Pin Code</b>				
	<b>Address</b>				
	<b>State</b>				
	<b>City</b>				
	<b>Pin Code</b>				
	<b>Address</b>				
	<b>State</b>				
	<b>City</b>				
	<b>Pin Code</b>				
	<b>Address</b>				
	<b>State</b>				
	<b>City</b>				
	<b>Pin Code</b>				
	<b>Address</b>				
	<b>State</b>				
	<b>City</b>				
	<b>Pin Code</b>				
	<b>Address</b>				
	<b>State</b>				
	<b>City</b>				
	<b>Pin Code</b>				
	<b>Address</b>				
	<b>State</b>				
	<b>City</b>				
	<b>Pin Code</b>				
	<b>Address</b>				
	<b>State</b>				
	<b>City</b>				
	<b>Pin Code</b>				
	<b>Address</b>				
	<b>State</b>				
	<b>City</b>				
	<b>Pin Code</b>				
	<b>Address</b>				
	<b>State</b>				
	<b>City</b>				
	<b>Pin Code</b>				
	<b>Address</b>				
	<b>State</b>				
	<b>City</b>				
	<b>Pin Code</b>				
	<b>Address</b>				
	<b>State</b>				
	<b>City</b>				
	<b>Pin Code</b>				
	<b>Address</b>				
	<b>State</b>				
	<b>City</b>				
	<b>Pin Code</b>				
	<b>Address</b>				
	<b>State</b>				
	<b>City</b>				
	<b>Pin Code</b>				
	<b>Address</b>				
	<b>State</b>				
	<b>City</b>				
	<b>Pin Code</b>				
	<b>Address</b>				
	<b>State</b>				
	<b>City</b>				
	<b>Pin Code</b>				
	<b>Address</b>				
	<b>State</b>				
	<b>City</b>				
	<b>Pin Code</b>				
	<b>Address</b>				
	<b>State</b>				
	<b>City</b>				
	<b>Pin Code</b>				
	<b>Address</b>				
	<b>State</b>				
	<b>City</b>				
	<b>Pin Code</b>				
	<b>Address</b>				
	<b>State</b>				
	<b>City</b>				
	<b>Pin Code</b>				
	<b>Address</b>				
	<b>State</b>				
	<b>City</b>				
	<b>Pin Code</b>				
	<b>Address</b>				
	<b>State</b>				
	<b>City</b>				
	<b>Pin Code</b>				
	<b>Address</b>				
	<b>State</b>				
	<b>City</b>				
	<b>Pin Code</b>				
	<b>Address</b>				
	<b>State</b>				
	<b>City</b>				
	<b>Pin Code</b>				
	<b>Address</b>				
	<b>State</b>				
	<b>City</b>				
	<b>Pin Code</b>				
	<b>Address</b>				
	<b>State</b>				
	<b>City</b>				
	<b>Pin Code</b>				
	<b>Address</b>				
	<b>State</b>				
	<b>City</b>				
	<b>Pin Code</b>				
	<b>Address</b>				
	<b>State</b>				
	<b>City</b>				
	<b>Pin Code</b>				
	<b>Address</b>				
	<b>State</b>				
	<b>City</b>				
	<b>Pin Code</b>				
	<b>Address</b>				
	<b>State</b>				
	<b>City</b>				
	<b>Pin Code</b>				
	<b>Address</b>				
	<b>State</b>				
	<b>City</b>				
	<b>Pin Code</b>				
	<b>Address</b>				
	<b>State</b>				
	<b>City</b>				
	<b>Pin Code</b>				
	<b>Address</b>				
	<b>State</b>				
	<b>City</b>				
	<b>Pin Code</b>				
	<b>Address</b>				
	<b>State</b>				
	<b>City</b>				
	<b>Pin Code</b>				
	<b>Address</b>				
	<b>State</b>				
	<b>City</b>				
	<b>Pin Code</b>				
	<b>Address</b>				
	<b>State</b>				
	<b>City</b>				
	<b>Pin Code</b>				
	<b>Address</b>				
	<b>State</b>				
	<b>City</b>				
	<b>Pin Code</b>				
	<b>Address</b>				
	<b>State</b>				
	<b>City</b>				
	<b>Pin Code</b>				
	<b>Address</b>				
	<b>State</b>				
	<b>City</b>				
	<b>Pin Code</b>				
	<b>Address</b>				
	<b>State</b>				
	<b>City</b>				
	<b>Pin Code</b>				
	<b>Address</b>				
	<b>State</b>				
	<b>City</b>				
	<b>Pin Code</b>				
	<b>Address</b>				
	<b>State</b>				
	<b>City</b>				
	<b>Pin Code</b>				
	<b>Address</b>				
	<b>State</b>				
	<b>City</b>				
	<b>Pin Code</b>				
	<b>Address</b>				
	<b>State</b>				
	<b>City</b>				
	<b>Pin Code</b>				
	<b>Address</b>				
	<b>State</b>				
	<b>City</b>				
	<b>Pin Code</b>				
	<b>Address</b>				
	<b>State</b>				
	<b>City</b>				
	<b>Pin</b>				



Article	Author(s)	Table of Contents		
		Page	Page	Page
1	1	1	1	1
2	2	2	2	2
3	3	3	3	3
4	4	4	4	4
5	5	5	5	5
6	6	6	6	6
7	7	7	7	7
8	8	8	8	8
9	9	9	9	9
10	10	10	10	10
11	11	11	11	11
12	12	12	12	12
13	13	13	13	13
14	14	14	14	14
15	15	15	15	15
16	16	16	16	16
17	17	17	17	17
18	18	18	18	18
19	19	19	19	19
20	20	20	20	20
21	21	21	21	21
22	22	22	22	22
23	23	23	23	23
24	24	24	24	24
25	25	25	25	25
26	26	26	26	26
27	27	27	27	27
28	28	28	28	28
29	29	29	29	29
30	30	30	30	30
31	31	31	31	31
32	32	32	32	32
33	33	33	33	33
34	34	34	34	34
35	35	35	35	35
36	36	36	36	36
37	37	37	37	37
38	38	38	38	38
39	39	39	39	39
40	40	40	40	40
41	41	41	41	41
42	42	42	42	42
43	43	43	43	43
44	44	44	44	44
45	45	45	45	45
46	46	46	46	46
47	47	47	47	47
48	48	48	48	48
49	49	49	49	49
50	50	50	50	50
51	51	51	51	51
52	52	52	52	52
53	53	53	53	53
54	54	54	54	54
55	55	55	55	55
56	56	56	56	56
57	57	57	57	57
58	58	58	58	58
59	59	59	59	59
60	60	60	60	60
61	61	61	61	61
62	62	62	62	62
63	63	63	63	63
64	64	64	64	64
65	65	65	65	65
66	66	66	66	66
67	67	67	67	67
68	68	68	68	68
69	69	69	69	69
70	70	70	70	70
71	71	71	71	71
72	72	72	72	72
73	73	73	73	73
74	74	74	74	74
75	75	75	75	75
76	76	76	76	76
77	77	77	77	77
78	78	78	78	78
79	79	79	79	79
80	80	80	80	80
81	81	81	81	81
82	82	82	82	82
83	83	83	83	83
84	84	84	84	84
85	85	85	85	85
86	86	86	86	86
87	87	87	87	87
88	88	88	88	88
89	89	89	89	89
90	90	90	90	90
91	91	91	91	91
92	92	92	92	92
93	93	93	93	93
94	94	94	94	94
95	95	95	95	95
96	96	96	96	96
97	97	97	97	97
98	98	98	98	98
99	99	99	99	99
100	100	100	100	100

... (faded text) ...

... (faded text) ...

... (faded text) ...

... (faded text) ...

Section	Page	Page
1	1	1
2	2	2
3	3	3
4	4	4
5	5	5
6	6	6
7	7	7
8	8	8
9	9	9
10	10	10
11	11	11
12	12	12
13	13	13
14	14	14
15	15	15
16	16	16
17	17	17
18	18	18
19	19	19
20	20	20
21	21	21
22	22	22
23	23	23
24	24	24
25	25	25
26	26	26
27	27	27
28	28	28
29	29	29
30	30	30
31	31	31
32	32	32
33	33	33
34	34	34
35	35	35
36	36	36
37	37	37
38	38	38
39	39	39
40	40	40
41	41	41
42	42	42
43	43	43
44	44	44
45	45	45
46	46	46
47	47	47
48	48	48
49	49	49
50	50	50
51	51	51
52	52	52
53	53	53
54	54	54
55	55	55
56	56	56
57	57	57
58	58	58
59	59	59
60	60	60
61	61	61
62	62	62
63	63	63
64	64	64
65	65	65
66	66	66
67	67	67
68	68	68
69	69	69
70	70	70
71	71	71
72	72	72
73	73	73
74	74	74
75	75	75
76	76	76
77	77	77
78	78	78
79	79	79
80	80	80
81	81	81
82	82	82
83	83	83
84	84	84
85	85	85
86	86	86
87	87	87
88	88	88
89	89	89
90	90	90
91	91	91
92	92	92
93	93	93
94	94	94
95	95	95
96	96	96
97	97	97
98	98	98
99	99	99
100	100	100







# TDS TRACES

Financial Year 2017-18



## FORM NO. 16

Form No. 16

### PART A

For the purpose of Section 203 of the Income Tax Act, 1961, the following information is furnished by the employer/contractor in respect of the payment of tax deducted at source (TDS) on behalf of the employee/contractee.

Contractor: **SPRINT** PAN: **AAJCA0001A** Date: **11/06/2018**

Name and Address of the Employer/Contractor:

Name and Address of the Employee/Contractee:

**SPRINT TECHNOLOGICAL SERVICES PRIVATE LIMITED**  
Plot No. 10, Sector 10, Gurgaon, Haryana  
India  
GSTIN: **07AAJCA0001A**  
PAN: **AAJCA0001A**  
CIN: **U72900GJ2012PTC098230**

**RAJESH KUMAR**  
DABHOLKAR BUILDING, PLOT NO. 10, SECTOR 10, GURGAON,  
HARYANA, PIN CODE - 122002

EMP of the Employer

TDS of the Employer

PAYEE's  
Employee Number or  
ID No.

Employee Name as provided to the  
Employer/Contractor (Do not abbreviate, including  
spelling if applicable)

EMP ID No.

EMP ID No.

EMP ID No.

EMP ID No.

Contract Year

Period from to (Employee)

The Contract year is from **1/1/2017** to **31/12/2017**  
and the TDS is deducted from **1/1/2017** to **31/12/2017**

2017

From **1/1/2017** To **31/12/2017**

Details of Tax Deductions for which TDS is deducted on behalf of the employee

Month	Name of contractor/individual on behalf of whom TDS is deducted (if any)	Amount (INR)	Amount of tax deducted (INR)	Amount of tax deposited (INR)
Jan	SPRINT	100000	10000	10000
Feb	SPRINT	100000	10000	10000
Mar	SPRINT	100000	10000	10000
Quarterly	SPRINT	300000	30000	30000

### REGIMENTAL OR BATTALIAN NUMBER FOR THE PAYEE'S UNIT OF GOVERNMENT ACCOUNT HELD BY EMPLOYEE/INDIVIDUAL

The Government should specify the details of the unit of the employee/individual.

A.M.	Governmental or military unit (if any)	Bank Name, Branch, Account No.		
		Branch Name	Account No.	Branch Name
Total				

### DETAILS OF BANK ACCOUNTS OF THE EMPLOYEE/INDIVIDUAL HELD BY THE EMPLOYEE/INDIVIDUAL

The details of all bank accounts held by the employee/individual should be provided.

B.A.	Name of the account (INR)	Details of the Bank (INR)			
		Branch	Account No.	Branch Name	Name of bank (INR)
1	100000		12345678		100000
2	100000		87654321		100000
3	100000		98765432		100000
4	100000		10987654		100000
5	100000		21098765		100000

Sl. No.	Particulars	Rate	Particulars		
			Particulars	Amount	Percentage
1					
2					
3					
4					
5					
6					
7					
8					
9					
10					
11					
12					
13					
14					
15					
16					
17					
18					
19					
20					
21					
22					
23					
24					
25					
26					
27					
28					
29					
30					
31					
32					
33					
34					
35					
36					
37					
38					
39					
40					
41					
42					
43					
44					
45					
46					
47					
48					
49					
50					
51					
52					
53					
54					
55					
56					
57					
58					
59					
60					
61					
62					
63					
64					
65					
66					
67					
68					
69					
70					
71					
72					
73					
74					
75					
76					
77					
78					
79					
80					
81					
82					
83					
84					
85					
86					
87					
88					
89					
90					
91					
92					
93					
94					
95					
96					
97					
98					
99					
100					

**Particulars**

I hereby certify that the above is a true and correct copy of the original as submitted to me by the applicant and that the same is in accordance with the provisions of the Act and the Rules thereunder. I have also verified the correctness of the figures and the calculations thereon.

Date: \_\_\_\_\_

Place: \_\_\_\_\_

Signature: \_\_\_\_\_

Official Seal: \_\_\_\_\_

1. This certificate is valid only for the purpose for which it is issued and is not to be used for any other purpose.

2. This certificate is valid only for the purpose for which it is issued and is not to be used for any other purpose.

3. This certificate is valid only for the purpose for which it is issued and is not to be used for any other purpose.

4. This certificate is valid only for the purpose for which it is issued and is not to be used for any other purpose.

5. This certificate is valid only for the purpose for which it is issued and is not to be used for any other purpose.

6. This certificate is valid only for the purpose for which it is issued and is not to be used for any other purpose.

7. This certificate is valid only for the purpose for which it is issued and is not to be used for any other purpose.

8. This certificate is valid only for the purpose for which it is issued and is not to be used for any other purpose.

9. This certificate is valid only for the purpose for which it is issued and is not to be used for any other purpose.

10. This certificate is valid only for the purpose for which it is issued and is not to be used for any other purpose.

**Particulars**

Sl. No.	Particulars	Amount
1		
2		
3		
4		
5		
6		
7		
8		
9		
10		
11		
12		
13		
14		
15		
16		
17		
18		
19		
20		
21		
22		
23		
24		
25		
26		
27		
28		
29		
30		
31		
32		
33		
34		
35		
36		
37		
38		
39		
40		
41		
42		
43		
44		
45		
46		
47		
48		
49		
50		
51		
52		
53		
54		
55		
56		
57		
58		
59		
60		
61		
62		
63		
64		
65		
66		
67		
68		
69		
70		
71		
72		
73		
74		
75		
76		
77		
78		
79		
80		
81		
82		
83		
84		
85		
86		
87		
88		
89		
90		
91		
92		
93		
94		
95		
96		
97		
98		
99		
100		





Sl. No.	Description	Particulars	Debit	Credit
1	Balance b/d			100
2	By Cash		50	
3	To Cash			50
4	By Cash		50	
5	To Cash			50
6	By Cash		50	
7	To Cash			50
8	By Cash		50	
9	To Cash			50
10	By Cash		50	
11	To Cash			50
12	By Cash		50	
13	To Cash			50
14	By Cash		50	
15	To Cash			50
16	By Cash		50	
17	To Cash			50
18	By Cash		50	
19	To Cash			50
20	By Cash		50	
21	To Cash			50
22	By Cash		50	
23	To Cash			50
24	By Cash		50	
25	To Cash			50
26	By Cash		50	
27	To Cash			50
28	By Cash		50	
29	To Cash			50
30	By Cash		50	
31	To Cash			50
32	By Cash		50	
33	To Cash			50
34	By Cash		50	
35	To Cash			50
36	By Cash		50	
37	To Cash			50
38	By Cash		50	
39	To Cash			50
40	By Cash		50	
41	To Cash			50
42	By Cash		50	
43	To Cash			50
44	By Cash		50	
45	To Cash			50
46	By Cash		50	
47	To Cash			50
48	By Cash		50	
49	To Cash			50
50	By Cash		50	
51	To Cash			50
52	By Cash		50	
53	To Cash			50
54	By Cash		50	
55	To Cash			50
56	By Cash		50	
57	To Cash			50
58	By Cash		50	
59	To Cash			50
60	By Cash		50	
61	To Cash			50
62	By Cash		50	
63	To Cash			50
64	By Cash		50	
65	To Cash			50
66	By Cash		50	
67	To Cash			50
68	By Cash		50	
69	To Cash			50
70	By Cash		50	
71	To Cash			50
72	By Cash		50	
73	To Cash			50
74	By Cash		50	
75	To Cash			50
76	By Cash		50	
77	To Cash			50
78	By Cash		50	
79	To Cash			50
80	By Cash		50	
81	To Cash			50
82	By Cash		50	
83	To Cash			50
84	By Cash		50	
85	To Cash			50
86	By Cash		50	
87	To Cash			50
88	By Cash		50	
89	To Cash			50
90	By Cash		50	
91	To Cash			50
92	By Cash		50	
93	To Cash			50
94	By Cash		50	
95	To Cash			50
96	By Cash		50	
97	To Cash			50
98	By Cash		50	
99	To Cash			50
100	By Cash		50	

The above account is prepared in accordance with the provisions of the Companies Act, 1956 and is true and correct to the best of my knowledge and belief.

Director  
 Date: 15/11/2012  
 Signature: [Signature]



Director  
 Date: 15/11/2012  
 Signature: [Signature]



Particulars	2018	2017	
		2017	2016
Equity and Liabilities			
Shareholders' Funds			
Equity	100	100	100
Reserves	200	200	200
Liabilities			
Debt	300	300	300
Total	600	600	600

Notes

1. The Company has adopted the Indian Accounting Standards (Ind AS) notified by the Institute of Cost Accountants of India (ICAI) from 1st April 2017. The Company has adopted Ind AS 101 'First-time Adoption of Indian Accounting Standards' for the first time. The Company has adopted Ind AS 101 from 1st April 2017. The Company has adopted Ind AS 101 from 1st April 2017. The Company has adopted Ind AS 101 from 1st April 2017.



2. The Company has adopted the Indian Accounting Standards (Ind AS) notified by the Institute of Cost Accountants of India (ICAI) from 1st April 2017. The Company has adopted Ind AS 101 'First-time Adoption of Indian Accounting Standards' for the first time. The Company has adopted Ind AS 101 from 1st April 2017. The Company has adopted Ind AS 101 from 1st April 2017. The Company has adopted Ind AS 101 from 1st April 2017.

Notes to Financials

Sl. No.	Particulars	Description
1	Share Capital	...
2	Reserves	...
3	Debt	...
4	Provisions	...









TDS

TRANSACTIONAL DATA SYSTEM

TRACES

TRADING AND RETAIL CUSTOMER SERVICE SYSTEM



Ministry of Information & Public Relations  
Government of India

FORM NO. 16

(REVISED 2012)

PART A

1. This certificate is issued by the Employer in Form No. 16, Part A, in respect of the salary paid to an employee during the year 2012-13, as per the provisions of section 203 of the Income Tax Act, 1961.

2. The employee's PAN is: **XXXXXXXXXX**. If the employee does not have a PAN, the employer is required to deduct tax at the rate of 10% on the salary paid to the employee.

<b>Employer's Name (PAN No. XXXXXXXXXX)</b> <b>Full name and address of the Employer (as notified to the tax authorities)</b> M/s. ABC Company Ltd., 123 Main Street, New Delhi - 110001. Telephone: 1111111111 E-mail: abc@abc.com		<b>Employee's Name (PAN No. XXXXXXXXXX)</b> <b>Full name and address of the Employee (as notified to the tax authorities)</b> Mr. ABC, 456 Park Road, New Delhi - 110002. Telephone: 22222222 E-mail: abc@abc.com	
<b>Period for which the certificate is issued</b> From 01/04/2012 to 31/03/2013	<b>Period for which the certificate is issued</b> From 01/04/2012 to 31/03/2013	<b>Total Tax Deducted</b> Rs. 10000/-	<b>Number of Deductions Made, as notified to the tax authorities</b> 12

Month	Salary	Tax Deducted	Number of Deductions
April	100000	10000	1
May	100000	10000	1
June	100000	10000	1
July	100000	10000	1
August	100000	10000	1
September	100000	10000	1
October	100000	10000	1
November	100000	10000	1
December	100000	10000	1
January	100000	10000	1
February	100000	10000	1
March	100000	10000	1
<b>Total</b>	<b>1200000</b>	<b>120000</b>	<b>12</b>

Month	Salary	Tax Deducted	Number of Deductions
April	100000	10000	1
May	100000	10000	1
June	100000	10000	1
July	100000	10000	1
August	100000	10000	1
September	100000	10000	1
October	100000	10000	1
November	100000	10000	1
December	100000	10000	1
January	100000	10000	1
February	100000	10000	1
March	100000	10000	1
<b>Total</b>	<b>1200000</b>	<b>120000</b>	<b>12</b>

3. The total tax deducted by the employer during the year 2012-13 is Rs. 1,20,000/- (Rupees One Lakh and Twenty Thousand only).

Sl. No.	The Employer's name (PAN No. XXXXXXXXXX)	Bank Name and Branch	Bank Account Number (PAN No. XXXXXXXXXX)	Branch Name and Address	City
1	M/s. ABC Company Ltd.	State Bank of India	12345678901234567890	Connaught Place, New Delhi	New Delhi

4. The Employer has deposited the tax deducted during the year 2012-13 with the Government of India on 31/03/2013.

Sl. No.	The Employer's name (PAN No. XXXXXXXXXX)	Bank Name and Branch	Bank Account Number (PAN No. XXXXXXXXXX)	City
1	M/s. ABC Company Ltd.	State Bank of India	12345678901234567890	New Delhi
2	M/s. ABC Company Ltd.	State Bank of India	12345678901234567890	New Delhi
3	M/s. ABC Company Ltd.	State Bank of India	12345678901234567890	New Delhi
4	M/s. ABC Company Ltd.	State Bank of India	12345678901234567890	New Delhi

Category	Total Provided in a year of the financial year	Financial Year 2018/19		
		Actual	Approved	Unapproved
1	100	100	100	0
2	100	100	100	0
3	100	100	100	0
4	100	100	100	0
5	100	100	100	0
6	100	100	100	0
7	100	100	100	0
8	100	100	100	0
9	100	100	100	0
10	100	100	100	0
<b>Total</b>	<b>1000</b>	<b>1000</b>	<b>1000</b>	<b>0</b>

Table 1

The Financial Report 2018/19 provides a comprehensive overview of the financial performance of the Council. It details the income and expenditure for the year, as well as the financial position at the end of the year. The report is divided into several sections, including a summary of the financial performance, a detailed statement of income and expenditure, and a statement of financial position. The report also includes a number of tables and charts that provide further detail on the financial performance.

Item	Value	Notes
1	100	Income from Council Rates
2	100	Income from Council Grants
3	100	Income from Council Contributions
4	100	Income from Council Donations
5	100	Income from Council Investments
6	100	Income from Council Other
7	100	Income from Council Total

The Financial Report 2018/19 also includes a number of tables and charts that provide further detail on the financial performance. These include a table of income and expenditure by category, a table of financial position at the end of the year, and a number of charts that show the trends in the financial performance over the year. The report is a comprehensive overview of the financial performance of the Council and is an important document for all stakeholders.

Appendix A

Item	Value	Description
1	100	Income from Council Rates
2	100	Income from Council Grants
3	100	Income from Council Contributions
4	100	Income from Council Donations
5	100	Income from Council Investments
6	100	Income from Council Other
7	100	Income from Council Total



1.	_____	_____	_____
2.	_____	_____	_____
3.	_____	_____	_____
4.	_____	_____	_____
5.	_____	_____	_____
6.	_____	_____	_____
7.	_____	_____	_____
8.	_____	_____	_____

I, \_\_\_\_\_, do hereby certify that the above is a true and correct copy of the \_\_\_\_\_ as shown to me by \_\_\_\_\_ on this \_\_\_\_\_ day of \_\_\_\_\_, 20\_\_\_\_.

Name: \_\_\_\_\_  
 Designation: \_\_\_\_\_  
 Department: \_\_\_\_\_



\_\_\_\_\_  
 \_\_\_\_\_  
 \_\_\_\_\_

**FORM NO. 16**

Name of the City

**PART A**

This table contains the list of all the employees as on 31.03.2016. The total number of employees as on 31.03.2016 is 10000. The total number of employees as on 31.03.2016 is 10000.

For the year 2015-16 Date of completion: 31.03.2016

Name of the Head of the Department/Office/Post	Name and Address of the Employer, where the employee is working
CHENNAI CORPORATION CHENNAI CHENNAI CORPORATION CHENNAI CHENNAI CORPORATION CHENNAI	CHENNAI CORPORATION CHENNAI CORPORATION CHENNAI CORPORATION CHENNAI CORPORATION

All the employees are working in the Corporation of Chennai.

CITY	POST	STATUS	Period - 1st to 31st March
CHENNAI	CHENNAI CORPORATION	CHENNAI CORPORATION	CHENNAI CORPORATION

Sl. No.	Serial Number of the employee as on 31.03.2016	Name of the employee	Designation	Period - 1st to 31st March
1	10000001	CHENNAI CORPORATION	CHENNAI CORPORATION	CHENNAI CORPORATION
2	10000002	CHENNAI CORPORATION	CHENNAI CORPORATION	CHENNAI CORPORATION
3	10000003	CHENNAI CORPORATION	CHENNAI CORPORATION	CHENNAI CORPORATION
4	10000004	CHENNAI CORPORATION	CHENNAI CORPORATION	CHENNAI CORPORATION
<b>Total No.</b>		<b>10000</b>	<b>10000</b>	<b>10000</b>

PART B: This table contains the list of all the employees as on 31.03.2016. The total number of employees as on 31.03.2016 is 10000.

Sl. No.	The Capital of the employee as on 31.03.2016	Name of the employee			
		Name of the employee	Name of the employee	Name of the employee	Name of the employee
<b>Total No.</b>					

PART C: This table contains the list of all the employees as on 31.03.2016. The total number of employees as on 31.03.2016 is 10000.

Sl. No.	The Capital of the employee as on 31.03.2016	Name of the employee			
		Name of the employee	Name of the employee	Name of the employee	Name of the employee
1	10000001	CHENNAI CORPORATION	CHENNAI CORPORATION	CHENNAI CORPORATION	CHENNAI CORPORATION
2	10000002	CHENNAI CORPORATION	CHENNAI CORPORATION	CHENNAI CORPORATION	CHENNAI CORPORATION
3	10000003	CHENNAI CORPORATION	CHENNAI CORPORATION	CHENNAI CORPORATION	CHENNAI CORPORATION
4	10000004	CHENNAI CORPORATION	CHENNAI CORPORATION	CHENNAI CORPORATION	CHENNAI CORPORATION





**Part B (5 marks)**

Choose the correct option for each question from the alternatives given below.					
1. A company's expenditure is Rs 1000					
2. A company's expenditure is Rs 1000					
3. A company's expenditure is Rs 1000					
4. A company's expenditure is Rs 1000					
5. A company's expenditure is Rs 1000					
6. A company's expenditure is Rs 1000					
7. A company's expenditure is Rs 1000					
8. A company's expenditure is Rs 1000					
9. A company's expenditure is Rs 1000					
10. A company's expenditure is Rs 1000					
11. A company's expenditure is Rs 1000					
12. A company's expenditure is Rs 1000					
13. A company's expenditure is Rs 1000					
14. A company's expenditure is Rs 1000					
15. A company's expenditure is Rs 1000					
16. A company's expenditure is Rs 1000					
17. A company's expenditure is Rs 1000					
18. A company's expenditure is Rs 1000					
19. A company's expenditure is Rs 1000					
20. A company's expenditure is Rs 1000					
21. A company's expenditure is Rs 1000					
22. A company's expenditure is Rs 1000					
23. A company's expenditure is Rs 1000					
24. A company's expenditure is Rs 1000					
25. A company's expenditure is Rs 1000					
26. A company's expenditure is Rs 1000					
27. A company's expenditure is Rs 1000					
28. A company's expenditure is Rs 1000					
29. A company's expenditure is Rs 1000					
30. A company's expenditure is Rs 1000					
31. A company's expenditure is Rs 1000					
32. A company's expenditure is Rs 1000					
33. A company's expenditure is Rs 1000					
34. A company's expenditure is Rs 1000					
35. A company's expenditure is Rs 1000					
36. A company's expenditure is Rs 1000					
37. A company's expenditure is Rs 1000					
38. A company's expenditure is Rs 1000					
39. A company's expenditure is Rs 1000					
40. A company's expenditure is Rs 1000					
41. A company's expenditure is Rs 1000					
42. A company's expenditure is Rs 1000					
43. A company's expenditure is Rs 1000					
44. A company's expenditure is Rs 1000					
45. A company's expenditure is Rs 1000					
46. A company's expenditure is Rs 1000					
47. A company's expenditure is Rs 1000					
48. A company's expenditure is Rs 1000					
49. A company's expenditure is Rs 1000					
50. A company's expenditure is Rs 1000					

Account Name	Account No.	Account Type	Account No.	Account Type	Account No.	Account Type
1. Deposits (11-12)						
2. Loans (13-14)						
3. Other Assets (15-16)						
4. Total Assets (17)						
5. Liabilities (18-19)						
6. Total Liabilities (20)						

1. **STATE OF TEXAS**  
 COUNTY OF **...**  
 I, **...**, County Clerk, do hereby certify that the foregoing is a true and correct copy of the original as filed in my office on **...** at **...** o'clock **...** of the month of **...** 19**...**.

Name: **...**  
 Title: **...**  
 Commission Expires: **...**



Print Name: **...**  
 Full Name: **...**

FORM NO. 10 B

(Para 14 17 B)

**Audit Report under Section 12 A (b) of the Income-tax Act, 1961,  
in the case of charitable or religious trust or institutions**

We have examined the balance sheet of DR. S. K. TECHNICAL EDUCATION & RESEARCH TRUST, WARANA as at 31<sup>st</sup> March 2022 and the Income and Expenditure account for the year ended on that date which are in agreement with the books of account maintained by the said trust.

We have obtained all the information and representations which to the best of our knowledge and belief were necessary for the purposes of the audit. In our opinion, proper books of account have been kept by the head office and the branches of the above named trust. Institution visited by us do not seem to have been properly maintained and proper returns adequate for the purposes of audit have been received from branches established by the trust. Subject to the comments given below:-


In our opinion and to the best of our information and according to the information given to us, the said accounts give a true and fair view:-

- (i) in the case of the balance sheet, of the state of affairs of the trust as at the date thereof, 31<sup>st</sup> March 2022, and
- (ii) in the case of the Income and Expenditure account, of the Deficit for the accounting year ending on 31<sup>st</sup> March 2022.

The prescribed particulars are annexed hereto.

Place: Amrohtsar

Date: 30.09.2022




For SHARMA N.V. & CO.  
Chartered Accountants


*(N. V. Sharma)*  
Proprietor

Annexure  
Statement of Particulars

<b><u>1. Application of Income for charitable or religious purposes.</u></b>		
1. Amount of income in the previous year applied to charitable or religious purposes in India during the year.		1,85,09,070/-
2. Whether the trust/ institution has used the entire under clause (a) of the Explanation to section 11(1) for so, the details of the amount of income deemed to have been applied to charitable or religious purposes in India for previous year.		NIL
3. Amount of income <u>accumulated or set apart</u> for specified purposes, to the extent it does not exceed 15 percent of the income derived from properties held under trust <u>totally</u> in <u>qualify</u> for such purposes.		NIL
4. Amount of income eligible for exemption under section 11(1)(c) (give details) <b>AS APPLICATION IS MORE THAN 50%</b>		1,16,05,020/-
5. Amount of income, in addition to the amount referred to in item 3 above, accumulated or set apart for specified purposes under section 11(2).		NIL
6. Whether the amount of income mentioned in item 5 above has been used or expended in the manner laid down in section 11(2)(c)? If so, the details thereof.		NO
7. Whether any portion of the income in respect of which an option was exercised under clause (a) of the Explanation to section 11(1) in any earlier year is deemed to be income of the previous year under section 11(1B)? If so, the details thereof.		NO
8. Whether, during the previous year, any part of income accumulated or set apart for specified purposes under section 11(2) in any earlier year:		NIL
a) has been applied for purposes other than charitable or religious purposes or has ceased to be accumulated or set apart for specified purposes; or		YES
b) has ceased to remain invested in one security referred to in section 11(2)(iii) or deposited in any account referred to in section 11(2)(iv), or section 11(2)(v), or		NIL
c) has not been utilized for purposes for which it was accumulated or set apart during the period for which it was to be accumulated or set apart, or in the year immediately following the year, thereof? If so, details thereof.		NIL



1. Application or use of income or property for the benefit of persons referred to in section 1403:
1. Whether any part of the income or property of the trust or institution was lent, or contracted to be lent, in the previous year to any person referred to in section 14 (3) hereinafter referred to in this Act, or to each person, if so, give details of the amount, rate of interest charged and the nature of security, if any. NO
  2. Whether any land, building or other property of the trust or institution was made, or contracted to be made, available for the use of any such person during the previous year? If so, give details of the property and the amount of rent or compensation charged, if any. NO
  3. Whether any payment was made to any such person during the previous year by way of salary, dividend or otherwise? If so, give details. NO
  4. Whether the services of the trust or institution were made available to any such person during the previous year? If so, give details thereof together with remuneration or consideration received, if any. NO
  5. Whether any share, security or other property was purchased by or on behalf of the trust or institution during the previous year from any such person? If so, give details thereof together with the consideration paid. NO
  6. Whether any share, security or other property was sold to or on behalf of the trust or institution during the previous year to any such person? If so, give details thereof together with the consideration received. NO
  7. Whether any income or property of the trust or institution was created during the previous year in favour of any such person? If so, give details thereof together with the consideration received. NO
  8. Whether the income or property of the trust or institution was used or received during the previous year for the benefit of any such person in any other manner? If so, give details. NO



11. Investments held at any time during the previous year(s) in companies in which tax was referred to in section 115B have a substantial interest.

Sr. No.	Name and Address of the Concern	Share and company number and class of share held	Nominal value of the investment	Income from the investment	Whether the amount in col. 4 exceed 5 per cent of the capital of the concern during the previous year (or) year(s).
1	2	3	4	5	6
	Nil	Nil	Nil	Nil	Nil
	Nil	Nil	Nil	Nil	Nil
	Nil	Nil	Nil	Nil	Nil
	Nil	Nil	Nil	Nil	Nil

Total

Place: Mangaluru  
Date: 10.06.2022

For: SHARMA H.V. & CO.  
Chartered Accountants



Sh. V. Venkatesh  
Proprietor  
B.No. 31510

CGPR: 220115408901-R1451










**Dr. S. K. Technical Educational & Research Trust**  
**SCHEDULES FOR 2021-22**

<b>Schedule 1</b>	
Loans (Unsecured)	
State Bank of India	1,21,000
State Technical	1,21,011
State Bank of India	1,21,000
	3,64,011
<b>Schedule 2</b>	
<b>Investments</b>	
Securities with AICTE (in free)	10,00,000
FDR 91F	10,94,745
FDR 30-9-50	-
	20,94,745
<b>Schedule 3</b>	
<b>TDS</b>	
TDS FDR 30-9-50	15,758
TDS FDR 30-9-50	4,512
	20,270
<b>Schedule 4</b>	
<b>Establishment Expenses</b>	
Lease of Premises	10,000
Printing Exp	6,540
Traveling Exp	-
	16,540





**NEED TO FILE TAX RETURN ACKNOWLEDGEMENT**

Notice to you of the Internal Revenue Service (IRS) that you have been selected for a random check of your tax return. This notice is being sent to you because you have been selected for a random check of your tax return.

DATE OF NOTICE  
2024/09

**NAME:** PATRICIA  
**TYPE:** FEDERAL INCOME TAX RETURN  
**ADDRESS:** 12345 MAIN STREET, APT 101, NEW YORK, NY 10001  
**STATE:** NY  
**ZIP:** 10001  
**FILE NO.:** NY-1040-123456789

Line	Description	Amount	Balance Due
1	Adjusted Gross Income	100,000	
2	Adjusted Taxable Income	75,000	
3	Income Tax	15,000	
4	State Income Tax	2,000	
5	Other Taxes	1,000	
6	Refundable Credits	(5,000)	
7	Non-refundable Credits	(2,000)	
8	Excess Credits	(3,000)	
9	Other Payments	(10,000)	
10	Balance Due		10,000


For more information on the random check program, visit [www.irs.gov/efile](https://www.irs.gov/efile). If you have any questions, call 1-800-829-1040.

Signature: \_\_\_\_\_  
Date: \_\_\_\_\_



FOR MORE INFORMATION, VISIT [WWW.IRS.GOV/EFILE](https://www.irs.gov/efile) OR CALL 1-800-829-1040.

**FOR THE SIGNER'S USE ONLY: SIGNATURE VERIFICATION**



Attested  
 For Director, IRS  
 \_\_\_\_\_  
 Director, IRS



**DR. S. K. NISHIWANI EDUCATIONAL & RESEARCH TRUST, WASHIM**  
**YADAVNI INSTITUTE OF PHARMACY, WASHIM (U.P. REG. NO. 14)**  
**FINANCIAL STATEMENT FOR THE YEAR 2022-24 (WITH JUSTIFICATION)**

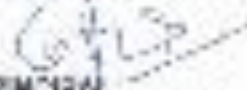
Receipts	Rs.	Payments	Rs.
<b>INCOME:</b>		<b>EXPENSES:</b>	
Tuition Fees	1,65,00,000.00	Revenue Expenditure:	
Other Fees	11,90,461.00	Salaries & Remuneration	1,46,80,000.00
<b>DEFICIT</b>	<b>50,51,080.00</b>	Advertisements	55,000.00
		Medical Expenses	9,25,360.00
		Repairs & Maintenance	5,81,500.00
		Affiliation & Enrollment Exp.	1,20,000.00
		Acad. Fees & Prof. Charges	80,000.00
		Other Expenses	31,56,000.00
		Capital Expenditure:	
		- Computer	1,92,360.00
		Furniture & Fixtures	5,95,000.00
		- Lab Equipment	6,17,800.00
		Library Books	4,40,000.00
<b>TOTAL</b>	<b>1,75,90,960.00</b>	<b>TOTAL</b>	<b>2,26,42,040</b>

Justification:-

Institute strives for development of the institute for upgrading the standard with upgrading Laboratories and providing more facilities to students.


Expenses are on presumption to go higher levels. Fees taken as per AICTE Fee 2022-23.

For YADAVNI INSTITUTE OF PHARMACY (U.P. 14)

  
 PRINCIPAL

DATE - 05.11.2022





PRESIDENT  
 S. K. NISHIWANI EDUCATIONAL  
 AND RESEARCH TRUST







Account	Description	Amount	Balance
1000000	...	...	...
1000001	...	...	...
1000002	...	...	...
1000003	...	...	...
1000004	...	...	...
1000005	...	...	...
1000006	...	...	...
1000007	...	...	...
1000008	...	...	...
1000009	...	...	...
1000010	...	...	...
1000011	...	...	...
1000012	...	...	...
1000013	...	...	...
1000014	...	...	...
1000015	...	...	...
1000016	...	...	...
1000017	...	...	...
1000018	...	...	...
1000019	...	...	...
1000020	...	...	...
1000021	...	...	...
1000022	...	...	...
1000023	...	...	...
1000024	...	...	...
1000025	...	...	...
1000026	...	...	...
1000027	...	...	...
1000028	...	...	...
1000029	...	...	...
1000030	...	...	...
1000031	...	...	...
1000032	...	...	...
1000033	...	...	...
1000034	...	...	...
1000035	...	...	...
1000036	...	...	...
1000037	...	...	...
1000038	...	...	...
1000039	...	...	...
1000040	...	...	...
1000041	...	...	...
1000042	...	...	...
1000043	...	...	...
1000044	...	...	...
1000045	...	...	...
1000046	...	...	...
1000047	...	...	...
1000048	...	...	...
1000049	...	...	...
1000050	...	...	...
1000051	...	...	...
1000052	...	...	...
1000053	...	...	...
1000054	...	...	...
1000055	...	...	...
1000056	...	...	...
1000057	...	...	...
1000058	...	...	...
1000059	...	...	...
1000060	...	...	...
1000061	...	...	...
1000062	...	...	...
1000063	...	...	...
1000064	...	...	...
1000065	...	...	...
1000066	...	...	...
1000067	...	...	...
1000068	...	...	...
1000069	...	...	...
1000070	...	...	...
1000071	...	...	...
1000072	...	...	...
1000073	...	...	...
1000074	...	...	...
1000075	...	...	...
1000076	...	...	...
1000077	...	...	...
1000078	...	...	...
1000079	...	...	...
1000080	...	...	...
1000081	...	...	...
1000082	...	...	...
1000083	...	...	...
1000084	...	...	...
1000085	...	...	...
1000086	...	...	...
1000087	...	...	...
1000088	...	...	...
1000089	...	...	...
1000090	...	...	...
1000091	...	...	...
1000092	...	...	...
1000093	...	...	...
1000094	...	...	...
1000095	...	...	...
1000096	...	...	...
1000097	...	...	...
1000098	...	...	...
1000099	...	...	...
1000100	...	...	...

Financial Summary Table with columns for Description, Amount, and Balance.

Account	Description	Amount	Balance
1000101	...	...	...
1000102	...	...	...
1000103	...	...	...
1000104	...	...	...
1000105	...	...	...
1000106	...	...	...
1000107	...	...	...
1000108	...	...	...
1000109	...	...	...
1000110	...	...	...
1000111	...	...	...
1000112	...	...	...
1000113	...	...	...
1000114	...	...	...
1000115	...	...	...
1000116	...	...	...
1000117	...	...	...
1000118	...	...	...
1000119	...	...	...
1000120	...	...	...
1000121	...	...	...
1000122	...	...	...
1000123	...	...	...
1000124	...	...	...
1000125	...	...	...
1000126	...	...	...
1000127	...	...	...
1000128	...	...	...
1000129	...	...	...
1000130	...	...	...
1000131	...	...	...
1000132	...	...	...
1000133	...	...	...
1000134	...	...	...
1000135	...	...	...
1000136	...	...	...
1000137	...	...	...
1000138	...	...	...
1000139	...	...	...
1000140	...	...	...
1000141	...	...	...
1000142	...	...	...
1000143	...	...	...
1000144	...	...	...
1000145	...	...	...
1000146	...	...	...
1000147	...	...	...
1000148	...	...	...
1000149	...	...	...
1000150	...	...	...
1000151	...	...	...
1000152	...	...	...
1000153	...	...	...
1000154	...	...	...
1000155	...	...	...
1000156	...	...	...
1000157	...	...	...
1000158	...	...	...
1000159	...	...	...
1000160	...	...	...
1000161	...	...	...
1000162	...	...	...
1000163	...	...	...
1000164	...	...	...
1000165	...	...	...
1000166	...	...	...
1000167	...	...	...
1000168	...	...	...
1000169	...	...	...
1000170	...	...	...
1000171	...	...	...
1000172	...	...	...
1000173	...	...	...
1000174	...	...	...
1000175	...	...	...
1000176	...	...	...
1000177	...	...	...
1000178	...	...	...
1000179	...	...	...
1000180	...	...	...
1000181	...	...	...
1000182	...	...	...
1000183	...	...	...
1000184	...	...	...
1000185	...	...	...
1000186	...	...	...
1000187	...	...	...
1000188	...	...	...
1000189	...	...	...
1000190	...	...	...
1000191	...	...	...
1000192	...	...	...
1000193	...	...	...
1000194	...	...	...
1000195	...	...	...
1000196	...	...	...
1000197	...	...	...
1000198	...	...	...
1000199	...	...	...
1000200	...	...	...



2018-2019	2019-2020	2020-2021
100.00	100.00	100.00
100.00	100.00	100.00
100.00	100.00	100.00

2018-2019	2019-2020	2020-2021
100.00	100.00	100.00

2018-2019	2019-2020	2020-2021
100.00	100.00	100.00

2018-2019	2019-2020	2020-2021
100.00	100.00	100.00

2018-2019	2019-2020	2020-2021
100.00	100.00	100.00

2018-2019	2019-2020	2020-2021
100.00	100.00	100.00

2018-2019	2019-2020	2020-2021
100.00	100.00	100.00

2018-2019	2019-2020	2020-2021
100.00	100.00	100.00

2018-2019	2019-2020	2020-2021
100.00	100.00	100.00

2018-2019	2019-2020	2020-2021
100.00	100.00	100.00

2018-2019	2019-2020	2020-2021
100.00	100.00	100.00

2018-2019	2019-2020	2020-2021
100.00	100.00	100.00

2018-2019	2019-2020	2020-2021
100.00	100.00	100.00

2018-2019	2019-2020	2020-2021
100.00	100.00	100.00

2018-2019	2019-2020	2020-2021
100.00	100.00	100.00

2018-2019	2019-2020	2020-2021
100.00	100.00	100.00

2018-2019	2019-2020	2020-2021
100.00	100.00	100.00

2018-2019	2019-2020	2020-2021
100.00	100.00	100.00

2018-2019	2019-2020	2020-2021
100.00	100.00	100.00

2018-2019	2019-2020	2020-2021
100.00	100.00	100.00

2018-2019	2019-2020	2020-2021
100.00	100.00	100.00

2018-2019	2019-2020	2020-2021
100.00	100.00	100.00

2018-2019	2019-2020	2020-2021
100.00	100.00	100.00

2018-2019	2019-2020	2020-2021
100.00	100.00	100.00

2018-2019	2019-2020	2020-2021
100.00	100.00	100.00

2018-2019	2019-2020	2020-2021
100.00	100.00	100.00

2018-2019	2019-2020	2020-2021
100.00	100.00	100.00

2018-2019	2019-2020	2020-2021
100.00	100.00	100.00

2018-2019	2019-2020	2020-2021
100.00	100.00	100.00





LINE	DESCRIPTION	UNIT	QUANTITY	UNIT PRICE	TOTAL
1000	...	...	...	...	...
1001	...	...	...	...	...
1002	...	...	...	...	...
1003	...	...	...	...	...
1004	...	...	...	...	...
1005	...	...	...	...	...
1006	...	...	...	...	...
1007	...	...	...	...	...
1008	...	...	...	...	...
1009	...	...	...	...	...
1010	...	...	...	...	...
1011	...	...	...	...	...
1012	...	...	...	...	...
1013	...	...	...	...	...
1014	...	...	...	...	...
1015	...	...	...	...	...
1016	...	...	...	...	...
1017	...	...	...	...	...
1018	...	...	...	...	...
1019	...	...	...	...	...
1020	...	...	...	...	...
1021	...	...	...	...	...
1022	...	...	...	...	...
1023	...	...	...	...	...
1024	...	...	...	...	...
1025	...	...	...	...	...
1026	...	...	...	...	...
1027	...	...	...	...	...
1028	...	...	...	...	...
1029	...	...	...	...	...
1030	...	...	...	...	...
1031	...	...	...	...	...
1032	...	...	...	...	...
1033	...	...	...	...	...
1034	...	...	...	...	...
1035	...	...	...	...	...
1036	...	...	...	...	...
1037	...	...	...	...	...
1038	...	...	...	...	...
1039	...	...	...	...	...
1040	...	...	...	...	...
1041	...	...	...	...	...
1042	...	...	...	...	...
1043	...	...	...	...	...
1044	...	...	...	...	...
1045	...	...	...	...	...
1046	...	...	...	...	...
1047	...	...	...	...	...
1048	...	...	...	...	...
1049	...	...	...	...	...
1050	...	...	...	...	...
1051	...	...	...	...	...
1052	...	...	...	...	...
1053	...	...	...	...	...
1054	...	...	...	...	...
1055	...	...	...	...	...
1056	...	...	...	...	...
1057	...	...	...	...	...
1058	...	...	...	...	...
1059	...	...	...	...	...
1060	...	...	...	...	...
1061	...	...	...	...	...
1062	...	...	...	...	...
1063	...	...	...	...	...
1064	...	...	...	...	...
1065	...	...	...	...	...
1066	...	...	...	...	...
1067	...	...	...	...	...
1068	...	...	...	...	...
1069	...	...	...	...	...
1070	...	...	...	...	...
1071	...	...	...	...	...
1072	...	...	...	...	...
1073	...	...	...	...	...
1074	...	...	...	...	...
1075	...	...	...	...	...
1076	...	...	...	...	...
1077	...	...	...	...	...
1078	...	...	...	...	...
1079	...	...	...	...	...
1080	...	...	...	...	...
1081	...	...	...	...	...
1082	...	...	...	...	...
1083	...	...	...	...	...
1084	...	...	...	...	...
1085	...	...	...	...	...
1086	...	...	...	...	...
1087	...	...	...	...	...
1088	...	...	...	...	...
1089	...	...	...	...	...
1090	...	...	...	...	...
1091	...	...	...	...	...
1092	...	...	...	...	...
1093	...	...	...	...	...
1094	...	...	...	...	...
1095	...	...	...	...	...
1096	...	...	...	...	...
1097	...	...	...	...	...
1098	...	...	...	...	...
1099	...	...	...	...	...
1100	...	...	...	...	...

...

LINE	DESCRIPTION	UNIT	QUANTITY	UNIT PRICE	TOTAL
1101	...	...	...	...	...
1102	...	...	...	...	...
1103	...	...	...	...	...
1104	...	...	...	...	...
1105	...	...	...	...	...
1106	...	...	...	...	...
1107	...	...	...	...	...
1108	...	...	...	...	...
1109	...	...	...	...	...
1110	...	...	...	...	...
1111	...	...	...	...	...
1112	...	...	...	...	...
1113	...	...	...	...	...
1114	...	...	...	...	...
1115	...	...	...	...	...
1116	...	...	...	...	...
1117	...	...	...	...	...
1118	...	...	...	...	...
1119	...	...	...	...	...
1120	...	...	...	...	...
1121	...	...	...	...	...
1122	...	...	...	...	...
1123	...	...	...	...	...
1124	...	...	...	...	...
1125	...	...	...	...	...
1126	...	...	...	...	...
1127	...	...	...	...	...
1128	...	...	...	...	...
1129	...	...	...	...	...
1130	...	...	...	...	...
1131	...	...	...	...	...
1132	...	...	...	...	...
1133	...	...	...	...	...
1134	...	...	...	...	...
1135	...	...	...	...	...
1136	...	...	...	...	...
1137	...	...	...	...	...
1138	...	...	...	...	...
1139	...	...	...	...	...
1140	...	...	...	...	...
1141	...	...	...	...	...
1142	...	...	...	...	...
1143	...	...	...	...	...
1144	...	...	...	...	...
1145	...	...	...	...	...
1146	...	...	...	...	...
1147	...	...	...	...	...
1148	...	...	...	...	...
1149	...	...	...	...	...
1150	...	...	...	...	...

DATE	DESCRIPTION	AMOUNT	BALANCE	CHECK NO.
11-01-11	DEPOSIT	10,000.00	10,000.00	
11-02-11	PAYROLL	(1,200.00)	8,800.00	1001
11-03-11	RENT	(2,500.00)	6,300.00	1002
11-04-11	UTILITIES	(300.00)	6,000.00	1003
11-05-11	SALES	15,000.00	21,000.00	
11-06-11	PAYROLL	(1,200.00)	19,800.00	1004
11-07-11	RENT	(2,500.00)	17,300.00	1005
11-08-11	UTILITIES	(300.00)	17,000.00	1006
11-09-11	SALES	12,000.00	29,000.00	
11-10-11	PAYROLL	(1,200.00)	27,800.00	1007
11-11-11	RENT	(2,500.00)	25,300.00	1008
11-12-11	UTILITIES	(300.00)	25,000.00	1009
11-13-11	SALES	18,000.00	43,000.00	
11-14-11	PAYROLL	(1,200.00)	41,800.00	1010
11-15-11	RENT	(2,500.00)	39,300.00	1011
11-16-11	UTILITIES	(300.00)	39,000.00	1012
11-17-11	SALES	10,000.00	49,000.00	
11-18-11	PAYROLL	(1,200.00)	47,800.00	1013
11-19-11	RENT	(2,500.00)	45,300.00	1014
11-20-11	UTILITIES	(300.00)	45,000.00	1015
11-21-11	SALES	14,000.00	59,000.00	
11-22-11	PAYROLL	(1,200.00)	57,800.00	1016
11-23-11	RENT	(2,500.00)	55,300.00	1017
11-24-11	UTILITIES	(300.00)	55,000.00	1018
11-25-11	SALES	16,000.00	71,000.00	
11-26-11	PAYROLL	(1,200.00)	69,800.00	1019
11-27-11	RENT	(2,500.00)	67,300.00	1020
11-28-11	UTILITIES	(300.00)	67,000.00	1021
11-29-11	SALES	11,000.00	78,000.00	
11-30-11	PAYROLL	(1,200.00)	76,800.00	1022
11-31-11	RENT	(2,500.00)	74,300.00	1023
12-01-11	UTILITIES	(300.00)	74,000.00	1024
12-02-11	SALES	13,000.00	87,000.00	
12-03-11	PAYROLL	(1,200.00)	85,800.00	1025
12-04-11	RENT	(2,500.00)	83,300.00	1026
12-05-11	UTILITIES	(300.00)	83,000.00	1027
12-06-11	SALES	17,000.00	100,000.00	
12-07-11	PAYROLL	(1,200.00)	98,800.00	1028
12-08-11	RENT	(2,500.00)	96,300.00	1029
12-09-11	UTILITIES	(300.00)	96,000.00	1030
12-10-11	SALES	15,000.00	111,000.00	
12-11-11	PAYROLL	(1,200.00)	109,800.00	1031
12-12-11	RENT	(2,500.00)	107,300.00	1032
12-13-11	UTILITIES	(300.00)	107,000.00	1033
12-14-11	SALES	12,000.00	119,000.00	
12-15-11	PAYROLL	(1,200.00)	117,800.00	1034
12-16-11	RENT	(2,500.00)	115,300.00	1035
12-17-11	UTILITIES	(300.00)	115,000.00	1036
12-18-11	SALES	14,000.00	129,000.00	
12-19-11	PAYROLL	(1,200.00)	127,800.00	1037
12-20-11	RENT	(2,500.00)	125,300.00	1038
12-21-11	UTILITIES	(300.00)	125,000.00	1039
12-22-11	SALES	16,000.00	141,000.00	
12-23-11	PAYROLL	(1,200.00)	139,800.00	1040
12-24-11	RENT	(2,500.00)	137,300.00	1041
12-25-11	UTILITIES	(300.00)	137,000.00	1042
12-26-11	SALES	18,000.00	155,000.00	
12-27-11	PAYROLL	(1,200.00)	153,800.00	1043
12-28-11	RENT	(2,500.00)	151,300.00	1044
12-29-11	UTILITIES	(300.00)	151,000.00	1045
12-30-11	SALES	11,000.00	162,000.00	
12-31-11	PAYROLL	(1,200.00)	160,800.00	1046
12-31-11	RENT	(2,500.00)	158,300.00	1047
12-31-11	UTILITIES	(300.00)	158,000.00	1048
12-31-11	SALES	13,000.00	171,000.00	
12-31-11	PAYROLL	(1,200.00)	169,800.00	1049
12-31-11	RENT	(2,500.00)	167,300.00	1050
12-31-11	UTILITIES	(300.00)	167,000.00	1051
12-31-11	SALES	15,000.00	182,000.00	
12-31-11	PAYROLL	(1,200.00)	180,800.00	1052
12-31-11	RENT	(2,500.00)	178,300.00	1053
12-31-11	UTILITIES	(300.00)	178,000.00	1054
12-31-11	SALES	17,000.00	195,000.00	
12-31-11	PAYROLL	(1,200.00)	193,800.00	1055
12-31-11	RENT	(2,500.00)	191,300.00	1056
12-31-11	UTILITIES	(300.00)	191,000.00	1057
12-31-11	SALES	14,000.00	205,000.00	
12-31-11	PAYROLL	(1,200.00)	203,800.00	1058
12-31-11	RENT	(2,500.00)	201,300.00	1059
12-31-11	UTILITIES	(300.00)	201,000.00	1060
12-31-11	SALES	16,000.00	217,000.00	
12-31-11	PAYROLL	(1,200.00)	215,800.00	1061
12-31-11	RENT	(2,500.00)	213,300.00	1062
12-31-11	UTILITIES	(300.00)	213,000.00	1063
12-31-11	SALES	18,000.00	231,000.00	
12-31-11	PAYROLL	(1,200.00)	229,800.00	1064
12-31-11	RENT	(2,500.00)	227,300.00	1065
12-31-11	UTILITIES	(300.00)	227,000.00	1066
12-31-11	SALES	15,000.00	242,000.00	
12-31-11	PAYROLL	(1,200.00)	240,800.00	1067
12-31-11	RENT	(2,500.00)	238,300.00	1068
12-31-11	UTILITIES	(300.00)	238,000.00	1069
12-31-11	SALES	17,000.00	255,000.00	
12-31-11	PAYROLL	(1,200.00)	253,800.00	1070
12-31-11	RENT	(2,500.00)	251,300.00	1071
12-31-11	UTILITIES	(300.00)	251,000.00	1072
12-31-11	SALES	14,000.00	265,000.00	
12-31-11	PAYROLL	(1,200.00)	263,800.00	1073
12-31-11	RENT	(2,500.00)	261,300.00	1074
12-31-11	UTILITIES	(300.00)	261,000.00	1075
12-31-11	SALES	16,000.00	277,000.00	
12-31-11	PAYROLL	(1,200.00)	275,800.00	1076
12-31-11	RENT	(2,500.00)	273,300.00	1077
12-31-11	UTILITIES	(300.00)	273,000.00	1078
12-31-11	SALES	18,000.00	291,000.00	
12-31-11	PAYROLL	(1,200.00)	289,800.00	1079
12-31-11	RENT	(2,500.00)	287,300.00	1080
12-31-11	UTILITIES	(300.00)	287,000.00	1081
12-31-11	SALES	15,000.00	302,000.00	
12-31-11	PAYROLL	(1,200.00)	300,800.00	1082
12-31-11	RENT	(2,500.00)	298,300.00	1083
12-31-11	UTILITIES	(300.00)	298,000.00	1084
12-31-11	SALES	17,000.00	315,000.00	
12-31-11	PAYROLL	(1,200.00)	313,800.00	1085
12-31-11	RENT	(2,500.00)	311,300.00	1086
12-31-11	UTILITIES	(300.00)	311,000.00	1087
12-31-11	SALES	14,000.00	325,000.00	
12-31-11	PAYROLL	(1,200.00)	323,800.00	1088
12-31-11	RENT	(2,500.00)	321,300.00	1089
12-31-11	UTILITIES	(300.00)	321,000.00	1090
12-31-11	SALES	16,000.00	337,000.00	
12-31-11	PAYROLL	(1,200.00)	335,800.00	1091
12-31-11	RENT	(2,500.00)	333,300.00	1092
12-31-11	UTILITIES	(300.00)	333,000.00	1093
12-31-11	SALES	18,000.00	351,000.00	
12-31-11	PAYROLL	(1,200.00)	349,800.00	1094
12-31-11	RENT	(2,500.00)	347,300.00	1095
12-31-11	UTILITIES	(300.00)	347,000.00	1096
12-31-11	SALES	15,000.00	362,000.00	
12-31-11	PAYROLL	(1,200.00)	360,800.00	1097
12-31-11	RENT	(2,500.00)	358,300.00	1098
12-31-11	UTILITIES	(300.00)	358,000.00	1099
12-31-11	SALES	17,000.00	375,000.00	
12-31-11	PAYROLL	(1,200.00)	373,800.00	1100
12-31-11	RENT	(2,500.00)	371,300.00	1101
12-31-11	UTILITIES	(300.00)	371,000.00	1102
12-31-11	SALES	14,000.00	385,000.00	
12-31-11	PAYROLL	(1,200.00)	383,800.00	1103
12-31-11	RENT	(2,500.00)	381,300.00	1104
12-31-11	UTILITIES	(300.00)	381,000.00	1105
12-31-11	SALES	16,000.00	397,000.00	
12-31-11	PAYROLL	(1,200.00)	395,800.00	1106
12-31-11	RENT	(2,500.00)	393,300.00	1107
12-31-11	UTILITIES	(300.00)	393,000.00	1108
12-31-11	SALES	18,000.00	411,000.00	
12-31-11	PAYROLL	(1,200.00)	409,800.00	1109
12-31-11	RENT	(2,500.00)	407,300.00	1110
12-31-11	UTILITIES	(300.00)	407,000.00	1111
12-31-11	SALES	15,000.00	422,000.00	
12-31-11	PAYROLL	(1,200.00)	420,800.00	1112
12-31-11	RENT	(2,500.00)	418,300.00	1113
12-31-11	UTILITIES	(300.00)	418,000.00	1114
12-31-11	SALES	17,000.00	435,000.00	
12-31-11	PAYROLL	(1,200.00)	433,800.00	1115
12-31-11	RENT	(2,500.00)	431,300.00	1116
12-31-11	UTILITIES	(300.00)	431,000.00	1117
12-31-11	SALES	14,000.00	445,000.00	
12-31-11	PAYROLL	(1,200.00)	443,800.00	1118
12-31-11	RENT	(2,500.00)	441,300.00	1119
12-31-11	UTILITIES	(300.00)	441,000.00	1120
12-31-11	SALES	16,000.00	457,000.00	
12-31-11	PAYROLL	(1,200.00)	455,800.00	1121
12-31-11	RENT	(2,500.00)	453,300.00	1122
12-31-11	UTILITIES	(300.00)	453,000.00	1123
12-31-11	SALES	18,000.00	471,000.00	
12-31-11	PAYROLL	(1,200.00)	469,800.00	1124
12-31-11	RENT	(2,500.00)	467,300.00	1125
12-31-11	UTILITIES	(300.00)	467,000.00	1126
12-31-11	SALES	15,000.00	482,000.00	
12-31-11	PAYROLL	(1,200.00)	480,800.00	1127
12-31-11	RENT	(2,500.00)	478,300.00	1128
12-31-11	UTILITIES	(300.00)	478,000.00	1129
12-31-11	SALES	17,000.00	495,000.00	
12-31-11	PAYROLL	(1,200.00)	493,800.00	1130
12-31-11	RENT	(2,500.00)	491,300.00	1131
12-31-11	UTILITIES	(300.00)	491,000.00	1132
12-31-11	SALES	14,000.00	505,000.00	
12-31-11	PAYROLL	(1,200.00)	503,800.00	1133
12-31-11	RENT	(2,500.00)	501,300.00	1134
12-31-11	UTILITIES	(300.00)	501,000.00	1135
12-31-11	SALES	16,000.00	517,000.00	
12-31-11	PAYROLL	(1,200.00)		

















































Year	Revenue	Expenses	Net Income
2010	1,234,567	876,543	358,024
2011	1,345,678	987,654	358,024
2012	1,456,789	1,098,765	358,024
2013	1,567,890	1,209,876	358,014
2014	1,678,901	1,320,987	357,914
2015	1,789,012	1,432,098	356,914
2016	1,890,123	1,543,209	346,914
2017	1,901,234	1,654,320	246,914
2018	1,912,345	1,765,431	146,914
2019	1,923,456	1,876,542	46,914
2020	1,934,567	1,987,653	(53,086)
2021	1,945,678	2,098,764	(153,086)
2022	1,956,789	2,209,875	(253,086)
2023	1,967,890	2,320,986	(353,096)
2024	1,978,901	2,432,097	(453,196)
2025	1,989,012	2,543,208	(553,196)
2026	1,990,123	2,654,319	(653,196)
2027	1,991,234	2,765,430	(753,196)
2028	1,992,345	2,876,541	(853,196)
2029	1,993,456	2,987,652	(953,196)
2030	1,994,567	3,098,763	(1,053,196)
2031	1,995,678	3,209,874	(1,153,196)
2032	1,996,789	3,320,985	(1,253,196)
2033	1,997,890	3,432,096	(1,353,206)
2034	1,998,901	3,543,207	(1,453,306)
2035	1,999,012	3,654,318	(1,553,306)
2036	1,999,123	3,765,429	(1,653,306)
2037	1,999,234	3,876,540	(1,753,306)
2038	1,999,345	3,987,651	(1,853,306)
2039	1,999,456	4,098,762	(1,953,306)
2040	1,999,567	4,209,873	(2,053,306)
2041	1,999,678	4,320,984	(2,153,306)
2042	1,999,789	4,432,095	(2,253,306)
2043	1,999,890	4,543,206	(2,353,316)
2044	1,999,901	4,654,317	(2,453,416)
2045	1,999,912	4,765,428	(2,553,516)
2046	1,999,923	4,876,539	(2,653,616)
2047	1,999,934	4,987,650	(2,753,716)
2048	1,999,945	5,098,761	(2,853,816)
2049	1,999,956	5,209,872	(2,953,916)
2050	1,999,967	5,320,983	(3,054,016)
2051	1,999,978	5,432,094	(3,154,116)
2052	1,999,989	5,543,205	(3,254,216)
2053	1,999,990	5,654,316	(3,354,316)
2054	1,999,991	5,765,427	(3,454,416)
2055	1,999,992	5,876,538	(3,554,516)
2056	1,999,993	5,987,649	(3,654,616)
2057	1,999,994	6,098,760	(3,754,716)
2058	1,999,995	6,209,871	(3,854,816)
2059	1,999,996	6,320,982	(3,954,916)
2060	1,999,997	6,432,093	(4,055,016)
2061	1,999,998	6,543,204	(4,155,116)
2062	1,999,999	6,654,315	(4,255,216)
2063	1,999,999	6,765,426	(4,355,316)
2064	1,999,999	6,876,537	(4,455,416)
2065	1,999,999	6,987,648	(4,555,516)
2066	1,999,999	7,098,759	(4,655,616)
2067	1,999,999	7,209,870	(4,755,716)
2068	1,999,999	7,320,981	(4,855,816)
2069	1,999,999	7,432,092	(4,955,916)
2070	1,999,999	7,543,203	(5,056,016)
2071	1,999,999	7,654,314	(5,156,116)
2072	1,999,999	7,765,425	(5,256,216)
2073	1,999,999	7,876,536	(5,356,316)
2074	1,999,999	7,987,647	(5,456,416)
2075	1,999,999	8,098,758	(5,556,516)
2076	1,999,999	8,209,869	(5,656,616)
2077	1,999,999	8,320,980	(5,756,716)
2078	1,999,999	8,432,091	(5,856,816)
2079	1,999,999	8,543,202	(5,956,916)
2080	1,999,999	8,654,313	(6,057,016)
2081	1,999,999	8,765,424	(6,157,116)
2082	1,999,999	8,876,535	(6,257,216)
2083	1,999,999	8,987,646	(6,357,316)
2084	1,999,999	9,098,757	(6,457,416)
2085	1,999,999	9,209,868	(6,557,516)
2086	1,999,999	9,320,979	(6,657,616)
2087	1,999,999	9,432,090	(6,757,716)
2088	1,999,999	9,543,201	(6,857,816)
2089	1,999,999	9,654,312	(6,957,916)
2090	1,999,999	9,765,423	(7,058,016)
2091	1,999,999	9,876,534	(7,158,116)
2092	1,999,999	9,987,645	(7,258,216)
2093	1,999,999	10,098,756	(7,358,316)
2094	1,999,999	10,209,867	(7,458,416)
2095	1,999,999	10,320,978	(7,558,516)
2096	1,999,999	10,432,089	(7,658,616)
2097	1,999,999	10,543,200	(7,758,716)
2098	1,999,999	10,654,311	(7,858,816)
2099	1,999,999	10,765,422	(7,958,916)
2100	1,999,999	10,876,533	(8,059,016)
2101	1,999,999	10,987,644	(8,159,116)
2102	1,999,999	11,098,755	(8,259,216)
2103	1,999,999	11,209,866	(8,359,316)
2104	1,999,999	11,320,977	(8,459,416)
2105	1,999,999	11,432,088	(8,559,516)
2106	1,999,999	11,543,199	(8,659,616)
2107	1,999,999	11,654,310	(8,759,716)
2108	1,999,999	11,765,421	(8,859,816)
2109	1,999,999	11,876,532	(8,959,916)
2110	1,999,999	11,987,643	(9,060,016)
2111	1,999,999	12,098,754	(9,160,116)
2112	1,999,999	12,209,865	(9,260,216)
2113	1,999,999	12,320,976	(9,360,316)
2114	1,999,999	12,432,087	(9,460,416)
2115	1,999,999	12,543,198	(9,560,516)
2116	1,999,999	12,654,309	(9,660,616)
2117	1,999,999	12,765,420	(9,760,716)
2118	1,999,999	12,876,531	(9,860,816)
2119	1,999,999	12,987,642	(9,960,916)
2120	1,999,999	13,098,753	(10,061,016)
2121	1,999,999	13,209,864	(10,161,116)
2122	1,999,999	13,320,975	(10,261,216)
2123	1,999,999	13,432,086	(10,361,316)
2124	1,999,999	13,543,197	(10,461,416)
2125	1,999,999	13,654,308	(10,561,516)
2126	1,999,999	13,765,419	(10,661,616)
2127	1,999,999	13,876,530	(10,761,716)
2128	1,999,999	13,987,641	(10,861,816)
2129	1,999,999	14,098,752	(10,961,916)
2130	1,999,999	14,209,863	(11,062,016)
2131	1,999,999	14,320,974	(11,162,116)
2132	1,999,999	14,432,085	(11,262,216)
2133	1,999,999	14,543,196	(11,362,316)
2134	1,999,999	14,654,307	(11,462,416)
2135	1,999,999	14,765,418	(11,562,516)
2136	1,999,999	14,876,529	(11,662,616)
2137	1,999,999	14,987,640	(11,762,716)
2138	1,999,999	15,098,751	(11,862,816)
2139	1,999,999	15,209,862	(11,962,916)
2140	1,999,999	15,320,973	(12,063,016)
2141	1,999,999	15,432,084	(12,163,116)
2142	1,999,999	15,543,195	(12,263,216)
2143	1,999,999	15,654,306	(12,363,316)
2144	1,999,999	15,765,417	(12,463,416)
2145	1,999,999	15,876,528	(12,563,516)
2146	1,999,999	15,987,639	(12,663,616)
2147	1,999,999	16,098,750	(12,763,716)
2148	1,999,999	16,209,861	(12,863,816)
2149	1,999,999	16,320,972	(12,963,916)
2150	1,999,999	16,432,083	(13,064,016)
2151	1,999,999	16,543,194	(13,164,116)
2152	1,999,999	16,654,305	(13,264,216)
2153	1,999,999	16,765,416	(13,364,316)
2154	1,999,999	16,876,527	(13,464,416)
2155	1,999,999	16,987,638	(13,564,516)
2156	1,999,999	17,098,749	(13,664,616)
2157	1,999,999	17,209,860	(13,764,716)
2158	1,999,999	17,320,971	(13,864,816)
2159	1,999,999	17,432,082	(13,964,916)
2160	1,999,999	17,543,193	(14,065,016)
2161	1,999,999	17,654,304	(14,165,116)
2162	1,999,999	17,765,415	(14,265,216)
2163	1,999,999	17,876,526	(14,365,316)
2164	1,999,999	17,987,637	(14,465,416)
2165	1,999,999	18,098,748	(14,565,516)
2166	1,999,999	18,209,859	(14,665,616)
2167	1,999,999	18,320,970	(14,765,716)
2168	1,999,999	18,432,081	(14,865,816)
2169	1,999,999	18,543,192	(14,965,916)
2170	1,999,999	18,654,303	(15,066,016)
2171	1,999,999	18,765,414	(15,166,116)
2172	1,999,999	18,876,525	(15,266,216)
2173	1,999,999	18,987,636	(15,366,316)
2174	1,999,999	19,098,747	(15,466,416)
2175	1,999,999	19,209,858	(15,566,516)
2176	1,999,999	19,320,969	(15,666,616)
2177	1,999,999	19,432,080	(15,766,716)
2178	1,999,999	19,543,191	(15,866,816)
2179	1,999,999	19,654,302	(15,966,916)
2180	1,999,999	19,765,413	(16,067,016)
2181	1,999,999	19,876,524	(16,167,116)
2182	1,999,999	19,987,635	(16,267,216)
2183	1,999,999	20,098,746	(16,367,316)
2184	1,999,999	20,209,857	(16,467,416)
2185	1,999,999	20,320,968	(16,567,516)
2186	1,999,999	20,432,079	(16,667,616)
2187	1,999,999	20,543,190	(16,767,716)
2188	1,999,999	20,654,301	(16,867,816)
2189	1,999,999	20,765,412	(16,967,916)
2190	1,999,999	20,876,523	(17,068,016)
2191	1,999,999	20,987,634	(17,168,116)
2192	1,999,999	21,098,745	(17,268,216)
2193	1,999,999	21,209,856	(17,368,316)
2194	1,999,999	21,320,967	(17,468,416)
2195	1,999,999	21,432,078	(17,568,516)
2196	1,999,999	21,543,189	(17,668,616)
2197	1,999,999	21,654,300	(17,768,716)
2198	1,999,999	21,765,411	(17,868,816)
2199	1,999,999	21,876,522	(17,968,916)
2200	1,999,999	21,987,633	(18,069,016)
2201	1,999,999	22,098,744	(18,169,116)
2202	1,999,999	22,209,855	(18,269,216)
2203	1,999,999	22,320,966	(18,369,316)
2204	1,999,999	22,432,077</	





Item	Description	Quantity	Unit Price	Total Price
1001001	...	...	...	...
1001002	...	...	...	...
1001003	...	...	...	...
1001004	...	...	...	...
1001005	...	...	...	...
1001006	...	...	...	...
1001007	...	...	...	...
1001008	...	...	...	...
1001009	...	...	...	...
1001010	...	...	...	...
1001011	...	...	...	...
1001012	...	...	...	...
1001013	...	...	...	...
1001014	...	...	...	...
1001015	...	...	...	...
1001016	...	...	...	...
1001017	...	...	...	...
1001018	...	...	...	...
1001019	...	...	...	...
1001020	...	...	...	...
1001021	...	...	...	...
1001022	...	...	...	...
1001023	...	...	...	...
1001024	...	...	...	...
1001025	...	...	...	...
1001026	...	...	...	...
1001027	...	...	...	...
1001028	...	...	...	...
1001029	...	...	...	...
1001030	...	...	...	...
1001031	...	...	...	...
1001032	...	...	...	...
1001033	...	...	...	...
1001034	...	...	...	...
1001035	...	...	...	...
1001036	...	...	...	...
1001037	...	...	...	...
1001038	...	...	...	...
1001039	...	...	...	...
1001040	...	...	...	...
1001041	...	...	...	...
1001042	...	...	...	...
1001043	...	...	...	...
1001044	...	...	...	...
1001045	...	...	...	...
1001046	...	...	...	...
1001047	...	...	...	...
1001048	...	...	...	...
1001049	...	...	...	...
1001050	...	...	...	...
1001051	...	...	...	...
1001052	...	...	...	...
1001053	...	...	...	...
1001054	...	...	...	...
1001055	...	...	...	...
1001056	...	...	...	...
1001057	...	...	...	...
1001058	...	...	...	...
1001059	...	...	...	...
1001060	...	...	...	...
1001061	...	...	...	...
1001062	...	...	...	...
1001063	...	...	...	...
1001064	...	...	...	...
1001065	...	...	...	...
1001066	...	...	...	...
1001067	...	...	...	...
1001068	...	...	...	...
1001069	...	...	...	...
1001070	...	...	...	...
1001071	...	...	...	...
1001072	...	...	...	...
1001073	...	...	...	...
1001074	...	...	...	...
1001075	...	...	...	...
1001076	...	...	...	...
1001077	...	...	...	...
1001078	...	...	...	...
1001079	...	...	...	...
1001080	...	...	...	...
1001081	...	...	...	...
1001082	...	...	...	...
1001083	...	...	...	...
1001084	...	...	...	...
1001085	...	...	...	...
1001086	...	...	...	...
1001087	...	...	...	...
1001088	...	...	...	...
1001089	...	...	...	...
1001090	...	...	...	...
1001091	...	...	...	...
1001092	...	...	...	...
1001093	...	...	...	...
1001094	...	...	...	...
1001095	...	...	...	...
1001096	...	...	...	...
1001097	...	...	...	...
1001098	...	...	...	...
1001099	...	...	...	...
1001100	...	...	...	...
1001101	...	...	...	...
1001102	...	...	...	...
1001103	...	...	...	...
1001104	...	...	...	...
1001105	...	...	...	...
1001106	...	...	...	...
1001107	...	...	...	...
1001108	...	...	...	...
1001109	...	...	...	...
1001110	...	...	...	...
1001111	...	...	...	...
1001112	...	...	...	...
1001113	...	...	...	...
1001114	...	...	...	...
1001115	...	...	...	...
1001116	...	...	...	...
1001117	...	...	...	...
1001118	...	...	...	...
1001119	...	...	...	...
1001120	...	...	...	...
1001121	...	...	...	...
1001122	...	...	...	...
1001123	...	...	...	...
1001124	...	...	...	...
1001125	...	...	...	...
1001126	...	...	...	...
1001127	...	...	...	...
1001128	...	...	...	...
1001129	...	...	...	...
1001130	...	...	...	...
1001131	...	...	...	...
1001132	...	...	...	...
1001133	...	...	...	...
1001134	...	...	...	...
1001135	...	...	...	...
1001136	...	...	...	...
1001137	...	...	...	...
1001138	...	...	...	...
1001139	...	...	...	...
1001140	...	...	...	...
1001141	...	...	...	...
1001142	...	...	...	...
1001143	...	...	...	...
1001144	...	...	...	...
1001145	...	...	...	...
1001146	...	...	...	...
1001147	...	...	...	...
1001148	...	...	...	...
1001149	...	...	...	...
1001150	...	...	...	...
1001151	...	...	...	...
1001152	...	...	...	...
1001153	...	...	...	...
1001154	...	...	...	...
1001155	...	...	...	...
1001156	...	...	...	...
1001157	...	...	...	...
1001158	...	...	...	...
1001159	...	...	...	...
1001160	...	...	...	...
1001161	...	...	...	...
1001162	...	...	...	...
1001163	...	...	...	...
1001164	...	...	...	...
1001165	...	...	...	...
1001166	...	...	...	...
1001167	...	...	...	...
1001168	...	...	...	...
1001169	...	...	...	...
1001170	...	...	...	...
1001171	...	...	...	...
1001172	...	...	...	...
1001173	...	...	...	...
1001174	...	...	...	...
1001175	...	...	...	...
1001176	...	...	...	...
1001177	...	...	...	...
1001178	...	...	...	...
1001179	...	...	...	...
1001180	...	...	...	...
1001181	...	...	...	...
1001182	...	...	...	...
1001183	...	...	...	...
1001184	...	...	...	...
1001185	...	...	...	...
1001186	...	...	...	...
1001187	...	...	...	...
1001188	...	...	...	...
1001189	...	...	...	...
1001190	...	...	...	...
1001191	...	...	...	...
1001192	...	...	...	...
1001193	...	...	...	...
1001194	...	...	...	...
1001195	...	...	...	...
1001196	...	...	...	...
1001197	...	...	...	...
1001198	...	...	...	...
1001199	...	...	...	...
1001200	...	...	...	...

Additional information: ...

Item	Description	Quantity	Unit Price	Total Price
1002001	...	...	...	...
1002002	...	...	...	...
1002003	...	...	...	...
1002004	...	...	...	...
1002005	...	...	...	...
1002006	...	...	...	...
1002007	...	...	...	...
1002008	...	...	...	...
1002009	...	...	...	...
1002010	...	...	...	...
1002011	...	...	...	...
1002012	...	...	...	...
1002013	...	...	...	...
1002014	...	...	...	...
1002015	...	...	...	...
1002016	...	...	...	...
1002017	...	...	...	...
1002018	...	...	...	...
1002019	...	...	...	...
1002020	...	...	...	...
1002021	...	...	...	...
1002022	...	...	...	...
1002023	...	...	...	...
1002024	...	...	...	...
1002025	...	...	...	...
1002026	...	...	...	...
1002027	...	...	...	...
1002028	...	...	...	...
1002029	...	...	...	...
1002030	...	...	...	...
1002031	...	...	...	...
1002032	...	...	...	...
1002033	...	...	...	...
1002034	...	...	...	...
1002035	...	...	...	...
1002036	...	...	...	...
1002037	...	...	...	...
1002038	...	...	...	...
1002039	...	...	...	...
1002040	...	...	...	...
1002041	...	...	...	...
1002042	...	...	...	...
1002043	...	...	...	...
1002044	...	...	...	...
1002045	...	...	...	...
1002046	...	...	...	...
1002047	...	...	...	...
1002048	...	...	...	...
1002049	...	...	...	...
1002050	...	...	...	...
1002051	...	...	...	...
1002052	...	...	...	...
1002053	...	...	...	...
1002054	...	...	...	...
1002055	...	...	...	...
1002056	...	...	...	...
1002057	...	...	...	...
1002058	...	...	...	...
1002059	...	...	...	...
1002060	...	...	...	...
1002061	...	...	...	...
1002062	...	...	...	...
1002063	...	...	...	...
1002064	...	...	...	...
1002065	...	...	...	...
1002066	...	...	...	...
1002067	...	...	...	...
1002068	...	...	...	...
1002069	...	...	...	...
1002070	...	...	...	...
1002071	...	...	...	...
1002072	...	...	...	...
1002073	...	...	...	...
1002074	...	...	...	...
1002075	...			











Investment Details

Page 1

Investment Details

Investment Details for the period ending 31-03-2022

Investment	Value	Weighted Avg	Value	Value
Investment 1			10,000.00	10,000.00
Investment 2			20,000.00	20,000.00
Investment 3			30,000.00	30,000.00
Investment 4			40,000.00	40,000.00
Investment 5			50,000.00	50,000.00
Investment 6			60,000.00	60,000.00
Investment 7			70,000.00	70,000.00
Investment 8			80,000.00	80,000.00
Investment 9			90,000.00	90,000.00
Investment 10			100,000.00	100,000.00
Investment 11			110,000.00	110,000.00
Investment 12			120,000.00	120,000.00
Investment 13			130,000.00	130,000.00
Investment 14			140,000.00	140,000.00
Investment 15			150,000.00	150,000.00
Investment 16			160,000.00	160,000.00
Investment 17			170,000.00	170,000.00
Investment 18			180,000.00	180,000.00
Investment 19			190,000.00	190,000.00
Investment 20			200,000.00	200,000.00
Investment 21			210,000.00	210,000.00
Investment 22			220,000.00	220,000.00
Investment 23			230,000.00	230,000.00
Investment 24			240,000.00	240,000.00
Investment 25			250,000.00	250,000.00
Investment 26			260,000.00	260,000.00
Investment 27			270,000.00	270,000.00
Investment 28			280,000.00	280,000.00
Investment 29			290,000.00	290,000.00
Investment 30			300,000.00	300,000.00
Investment 31			310,000.00	310,000.00
Investment 32			320,000.00	320,000.00
Investment 33			330,000.00	330,000.00
Investment 34			340,000.00	340,000.00
Investment 35			350,000.00	350,000.00
Investment 36			360,000.00	360,000.00
Investment 37			370,000.00	370,000.00
Investment 38			380,000.00	380,000.00
Investment 39			390,000.00	390,000.00
Investment 40			400,000.00	400,000.00
Investment 41			410,000.00	410,000.00
Investment 42			420,000.00	420,000.00
Investment 43			430,000.00	430,000.00
Investment 44			440,000.00	440,000.00
Investment 45			450,000.00	450,000.00
Investment 46			460,000.00	460,000.00
Investment 47			470,000.00	470,000.00
Investment 48			480,000.00	480,000.00
Investment 49			490,000.00	490,000.00
Investment 50			500,000.00	500,000.00
Investment 51			510,000.00	510,000.00
Investment 52			520,000.00	520,000.00
Investment 53			530,000.00	530,000.00
Investment 54			540,000.00	540,000.00
Investment 55			550,000.00	550,000.00
Investment 56			560,000.00	560,000.00
Investment 57			570,000.00	570,000.00
Investment 58			580,000.00	580,000.00
Investment 59			590,000.00	590,000.00
Investment 60			600,000.00	600,000.00
Investment 61			610,000.00	610,000.00
Investment 62			620,000.00	620,000.00
Investment 63			630,000.00	630,000.00
Investment 64			640,000.00	640,000.00
Investment 65			650,000.00	650,000.00
Investment 66			660,000.00	660,000.00
Investment 67			670,000.00	670,000.00
Investment 68			680,000.00	680,000.00
Investment 69			690,000.00	690,000.00
Investment 70			700,000.00	700,000.00
Investment 71			710,000.00	710,000.00
Investment 72			720,000.00	720,000.00
Investment 73			730,000.00	730,000.00
Investment 74			740,000.00	740,000.00
Investment 75			750,000.00	750,000.00
Investment 76			760,000.00	760,000.00
Investment 77			770,000.00	770,000.00
Investment 78			780,000.00	780,000.00
Investment 79			790,000.00	790,000.00
Investment 80			800,000.00	800,000.00
Investment 81			810,000.00	810,000.00
Investment 82			820,000.00	820,000.00
Investment 83			830,000.00	830,000.00
Investment 84			840,000.00	840,000.00
Investment 85			850,000.00	850,000.00
Investment 86			860,000.00	860,000.00
Investment 87			870,000.00	870,000.00
Investment 88			880,000.00	880,000.00
Investment 89			890,000.00	890,000.00
Investment 90			900,000.00	900,000.00
Investment 91			910,000.00	910,000.00
Investment 92			920,000.00	920,000.00
Investment 93			930,000.00	930,000.00
Investment 94			940,000.00	940,000.00
Investment 95			950,000.00	950,000.00
Investment 96			960,000.00	960,000.00
Investment 97			970,000.00	970,000.00
Investment 98			980,000.00	980,000.00
Investment 99			990,000.00	990,000.00
Investment 100			1,000,000.00	1,000,000.00

Investment Details

Page 2

Investment Details

Investment Details for the period ending 31-03-2022

Investment	Value	Weighted Avg	Value	Value
Investment 101			100,000.00	100,000.00
Investment 102			200,000.00	200,000.00
Investment 103			300,000.00	300,000.00
Investment 104			400,000.00	400,000.00
Investment 105			500,000.00	500,000.00
Investment 106			600,000.00	600,000.00
Investment 107			700,000.00	700,000.00
Investment 108			800,000.00	800,000.00
Investment 109			900,000.00	900,000.00
Investment 110			1,000,000.00	1,000,000.00
Investment 111			1,100,000.00	1,100,000.00
Investment 112			1,200,000.00	1,200,000.00
Investment 113			1,300,000.00	1,300,000.00
Investment 114			1,400,000.00	1,400,000.00
Investment 115			1,500,000.00	1,500,000.00
Investment 116			1,600,000.00	1,600,000.00
Investment 117			1,700,000.00	1,700,000.00
Investment 118			1,800,000.00	1,800,000.00
Investment 119			1,900,000.00	1,900,000.00
Investment 120			2,000,000.00	2,000,000.00
Investment 121			2,100,000.00	2,100,000.00
Investment 122			2,200,000.00	2,200,000.00
Investment 123			2,300,000.00	2,300,000.00
Investment 124			2,400,000.00	2,400,000.00
Investment 125			2,500,000.00	2,500,000.00
Investment 126			2,600,000.00	2,600,000.00
Investment 127			2,700,000.00	2,700,000.00
Investment 128			2,800,000.00	2,800,000.00
Investment 129			2,900,000.00	2,900,000.00
Investment 130			3,000,000.00	3,000,000.00
Investment 131			3,100,000.00	3,100,000.00
Investment 132			3,200,000.00	3,200,000.00
Investment 133			3,300,000.00	3,300,000.00
Investment 134			3,400,000.00	3,400,000.00
Investment 135			3,500,000.00	3,500,000.00
Investment 136			3,600,000.00	3,600,000.00
Investment 137			3,700,000.00	3,700,000.00
Investment 138			3,800,000.00	3,800,000.00
Investment 139			3,900,000.00	3,900,000.00
Investment 140			4,000,000.00	4,000,000.00
Investment 141			4,100,000.00	4,100,000.00
Investment 142			4,200,000.00	4,200,000.00
Investment 143			4,300,000.00	4,300,000.00
Investment 144			4,400,000.00	4,400,000.00
Investment 145			4,500,000.00	4,500,000.00
Investment 146			4,600,000.00	4,600,000.00
Investment 147			4,700,000.00	4,700,000.00
Investment 148			4,800,000.00	4,800,000.00
Investment 149			4,900,000.00	4,900,000.00
Investment 150			5,000,000.00	5,000,000.00
Investment 151			5,100,000.00	5,100,000.00
Investment 152			5,200,000.00	5,200,000.00
Investment 153			5,300,000.00	5,300,000.00
Investment 154			5,400,000.00	5,400,000.00
Investment 155			5,500,000.00	5,500,000.00
Investment 156			5,600,000.00	5,600,000.00
Investment 157			5,700,000.00	5,700,000.00
Investment 158			5,800,000.00	5,800,000.00
Investment 159			5,900,000.00	5,900,000.00
Investment 160			6,000,000.00	6,000,000.00
Investment 161			6,100,000.00	6,100,000.00
Investment 162			6,200,000.00	6,200,000.00
Investment 163			6,300,000.00	6,300,000.00
Investment 164			6,400,000.00	6,400,000.00
Investment 165			6,500,000.00	6,500,000.00
Investment 166			6,600,000.00	6,600,000.00
Investment 167			6,700,000.00	6,700,000.00
Investment 168			6,800,000.00	6,800,000.00
Investment 169			6,900,000.00	6,900,000.00
Investment 170			7,000,000.00	7,000,000.00
Investment 171			7,100,000.00	7,100,000.00
Investment 172			7,200,000.00	7,200,000.00
Investment 173			7,300,000.00	7,300,000.00
Investment 174			7,400,000.00	7,400,000.00
Investment 175			7,500,000.00	7,500,000.00
Investment 176			7,600,000.00	7,600,000.00
Investment 177			7,700,000.00	7,700,000.00
Investment 178			7,800,000.00	7,800,000.00
Investment 179			7,900,000.00	7,900,000.00
Investment 180			8,000,000.00	8,000,000.00
Investment 181			8,100,000.00	8,100,000.00
Investment 182			8,200,000.00	8,200,000.00
Investment 183			8,300,000.00	8,300,000.00
Investment 184			8,400,000.00	8,400,000.00
Investment 185			8,500,000.00	8,500,000.00
Investment 186			8,600,000.00	8,600,000.00
Investment 187			8,700,000.00	8,700,000.00
Investment 188			8,800,000.00	8,800,000.00
Investment 189			8,900,000.00	8,900,000.00
Investment 190			9,000,0	





TRF	DATE	DESCRIPTION	AMOUNT	DEBIT	CREDIT	BALANCE
1000000	01/01/2024	Initial Deposit	1000000			1000000
1000001	01/05/2024	Transfer to Savings	50000			950000
1000002	01/10/2024	Interest Income			10000	960000
1000003	01/15/2024	Withdrawal	20000			940000
1000004	01/20/2024	Transfer from Savings			50000	990000
1000005	01/25/2024	Monthly Salary			15000	1005000
1000006	02/01/2024	Transfer to Checking	10000			995000
1000007	02/05/2024	Interest Income			5000	1000000
1000008	02/10/2024	Withdrawal	30000			970000
1000009	02/15/2024	Transfer from Savings			20000	990000
1000010	02/20/2024	Monthly Salary			15000	1005000
1000011	02/25/2024	Transfer to Checking	10000			995000
1000012	03/01/2024	Interest Income			5000	1000000
1000013	03/05/2024	Withdrawal	40000			960000
1000014	03/10/2024	Transfer from Savings			30000	990000
1000015	03/15/2024	Monthly Salary			15000	1005000
1000016	03/20/2024	Transfer to Checking	10000			995000
1000017	03/25/2024	Interest Income			5000	1000000
1000018	04/01/2024	Withdrawal	50000			950000
1000019	04/05/2024	Transfer from Savings			40000	990000
1000020	04/10/2024	Monthly Salary			15000	1005000
1000021	04/15/2024	Transfer to Checking	10000			995000
1000022	04/20/2024	Interest Income			5000	1000000
1000023	04/25/2024	Withdrawal	60000			940000
1000024	05/01/2024	Transfer from Savings			50000	990000
1000025	05/05/2024	Monthly Salary			15000	1005000
1000026	05/10/2024	Transfer to Checking	10000			995000
1000027	05/15/2024	Interest Income			5000	1000000
1000028	05/20/2024	Withdrawal	70000			930000
1000029	05/25/2024	Transfer from Savings			60000	990000
1000030	06/01/2024	Monthly Salary			15000	1005000
1000031	06/05/2024	Transfer to Checking	10000			995000
1000032	06/10/2024	Interest Income			5000	1000000
1000033	06/15/2024	Withdrawal	80000			920000
1000034	06/20/2024	Transfer from Savings			70000	990000
1000035	06/25/2024	Monthly Salary			15000	1005000
1000036	07/01/2024	Transfer to Checking	10000			995000
1000037	07/05/2024	Interest Income			5000	1000000
1000038	07/10/2024	Withdrawal	90000			910000
1000039	07/15/2024	Transfer from Savings			80000	990000
1000040	07/20/2024	Monthly Salary			15000	1005000
1000041	07/25/2024	Transfer to Checking	10000			995000
1000042	08/01/2024	Interest Income			5000	1000000
1000043	08/05/2024	Withdrawal	100000			900000
1000044	08/10/2024	Transfer from Savings			90000	990000
1000045	08/15/2024	Monthly Salary			15000	1005000
1000046	08/20/2024	Transfer to Checking	10000			995000
1000047	08/25/2024	Interest Income			5000	1000000
1000048	09/01/2024	Withdrawal	110000			890000
1000049	09/05/2024	Transfer from Savings			100000	990000
1000050	09/10/2024	Monthly Salary			15000	1005000
1000051	09/15/2024	Transfer to Checking	10000			995000
1000052	09/20/2024	Interest Income			5000	1000000
1000053	09/25/2024	Withdrawal	120000			880000
1000054	10/01/2024	Transfer from Savings			110000	990000
1000055	10/05/2024	Monthly Salary			15000	1005000
1000056	10/10/2024	Transfer to Checking	10000			995000
1000057	10/15/2024	Interest Income			5000	1000000
1000058	10/20/2024	Withdrawal	130000			870000
1000059	10/25/2024	Transfer from Savings			120000	990000
1000060	11/01/2024	Monthly Salary			15000	1005000
1000061	11/05/2024	Transfer to Checking	10000			995000
1000062	11/10/2024	Interest Income			5000	1000000
1000063	11/15/2024	Withdrawal	140000			860000
1000064	11/20/2024	Transfer from Savings			130000	990000
1000065	11/25/2024	Monthly Salary			15000	1005000
1000066	12/01/2024	Transfer to Checking	10000			995000
1000067	12/05/2024	Interest Income			5000	1000000
1000068	12/10/2024	Withdrawal	150000			850000
1000069	12/15/2024	Transfer from Savings			140000	990000
1000070	12/20/2024	Monthly Salary			15000	1005000
1000071	12/25/2024	Transfer to Checking	10000			995000
1000072	01/01/2025	Interest Income			5000	1000000

Transaction Summary

Page 31

TRF	DATE	DESCRIPTION	AMOUNT	DEBIT	CREDIT	BALANCE
1000073	01/05/2025	Transfer from Savings			10000	1010000
1000074	01/10/2025	Monthly Salary			15000	1025000
1000075	01/15/2025	Transfer to Checking	10000			1015000
1000076	01/20/2025	Interest Income			5000	1020000
1000077	01/25/2025	Withdrawal	20000			1000000
1000078	02/01/2025	Transfer from Savings			10000	1010000
1000079	02/05/2025	Monthly Salary			15000	1025000
1000080	02/10/2025	Transfer to Checking	10000			1015000
1000081	02/15/2025	Interest Income			5000	1020000
1000082	02/20/2025	Withdrawal	30000			990000
1000083	02/25/2025	Transfer from Savings			10000	1000000
1000084	03/01/2025	Monthly Salary			15000	1015000
1000085	03/05/2025	Transfer to Checking	10000			1005000
1000086	03/10/2025	Interest Income			5000	1010000
1000087	03/15/2025	Withdrawal	40000			970000
1000088	03/20/2025	Transfer from Savings			10000	980000
1000089	03/25/2025	Monthly Salary			15000	995000
1000090	04/01/2025	Transfer to Checking	10000			985000
1000091	04/05/2025	Interest Income			5000	990000
1000092	04/10/2025	Withdrawal	50000			940000
1000093	04/15/2025	Transfer from Savings			10000	950000
1000094	04/20/2025	Monthly Salary			15000	965000
1000095	04/25/2025	Transfer to Checking	10000			955000
1000096	05/01/2025	Interest Income			5000	960000
1000097	05/05/2025	Withdrawal	60000			900000
1000098	05/10/2025	Transfer from Savings			10000	910000
1000099	05/15/2025	Monthly Salary			15000	925000
1000100	05/20/2025	Transfer to Checking	10000			915000
1000101	05/25/2025	Interest Income			5000	920000
1000102	06/01/2025	Withdrawal	70000			850000
1000103	06/05/2025	Transfer from Savings			10000	860000
1000104	06/10/2025	Monthly Salary			15000	875000
1000105	06/15/2025	Transfer to Checking	10000			865000
1000106	06/20/2025	Interest Income			5000	870000
1000107	06/25/2025	Withdrawal	80000			790000
1000108	07/01/2025	Transfer from Savings			10000	800000
1000109	07/05/2025	Monthly Salary			15000	815000
1000110	07/10/2025	Transfer to Checking	10000			805000
1000111	07/15/2025	Interest Income			5000	810000
1000112	07/20/2025	Withdrawal	90000			720000
1000113	07/25/2025	Transfer from Savings			10000	730000
1000114	08/01/2025	Monthly Salary			15000	745000
1000115	08/05/2025	Transfer to Checking	10000			735000
1000116	08/10/2025	Interest Income			5000	740000
1000117	08/15/2025	Withdrawal	100000			640000
1000118	08/20/2025	Transfer from Savings			10000	650000
1000119	08/25/2025	Monthly Salary			15000	665000
1000120	09/01/2025	Transfer to Checking	10000			655000
1000121	09/05/2025	Interest Income			5000	660000
1000122	09/10/2025	Withdrawal	110000			550000
1000123	09/15/2025	Transfer from Savings			10000	560000
1000124	09/20/2025	Monthly Salary			15000	575000
1000125	09/25/2025	Transfer to Checking	10000			565000
1000126	10/01/2025	Interest Income			5000	570000
1000127	10/05/2025	Withdrawal	120000			450000
1000128	10/10/2025	Transfer from Savings			10000	460000
1000129	10/15/2025	Monthly Salary			15000	475000
1000130	10/20/2025	Transfer to Checking	10000			465000
1000131	10/25/2025	Interest Income			5000	470000
1000132	11/01/2025	Withdrawal	130000			340000
1000133	11/05/2025	Transfer from Savings			10000	350000
1000134	11/10/2025	Monthly Salary			15000	365000
1000135	11/15/2025	Transfer to Checking	10000			355000
1000136	11/20/2025	Interest Income			5000	360000
1000137	11/25/2025	Withdrawal	140000			220000
1000138	12/01/2025	Transfer from Savings			10000	230000
1000139	12/05/2025	Monthly Salary			15000	245000
1000140	12/10/2025	Transfer to Checking	10000			235000
1000141	12/15/2025	Interest Income			5000	240000
1000142	12/20/2025	Withdrawal	150000			90000
1000143	12/25/2025	Transfer from Savings			10000	100000
1000144	01/01/2026	Monthly Salary			15000	115000









TABLE 1. Summary of the 1998-1999 breeding season for the 10 most common species of immature birds in the study area.

Year	Species	Mean	Standard Deviation	Minimum	Maximum
1998-1999	Red-winged Blackbird	1.2	0.4	0	2
1998-1999	Blue Jay	1.5	0.5	0	3
1998-1999	Downy Woodpecker	1.8	0.6	0	3
1998-1999	White-bellied Nuthatch	2.1	0.7	0	4
1998-1999	Starling	2.4	0.8	0	5
1998-1999	Chipping Sparrow	2.7	0.9	0	6
1998-1999	Robin	3.0	1.0	0	7
1998-1999	House Sparrow	3.3	1.1	0	8
1998-1999	Starling	3.6	1.2	0	9
1998-1999	White-bellied Nuthatch	3.9	1.3	0	10
1998-1999	Blue Jay	4.2	1.4	0	11
1998-1999	Red-winged Blackbird	4.5	1.5	0	12
1998-1999	Downy Woodpecker	4.8	1.6	0	13
1998-1999	Starling	5.1	1.7	0	14
1998-1999	Chipping Sparrow	5.4	1.8	0	15
1998-1999	Robin	5.7	1.9	0	16
1998-1999	House Sparrow	6.0	2.0	0	17
1998-1999	Starling	6.3	2.1	0	18
1998-1999	White-bellied Nuthatch	6.6	2.2	0	19
1998-1999	Blue Jay	6.9	2.3	0	20
1998-1999	Red-winged Blackbird	7.2	2.4	0	21
1998-1999	Downy Woodpecker	7.5	2.5	0	22
1998-1999	Starling	7.8	2.6	0	23
1998-1999	Chipping Sparrow	8.1	2.7	0	24
1998-1999	Robin	8.4	2.8	0	25
1998-1999	House Sparrow	8.7	2.9	0	26
1998-1999	Starling	9.0	3.0	0	27
1998-1999	White-bellied Nuthatch	9.3	3.1	0	28
1998-1999	Blue Jay	9.6	3.2	0	29
1998-1999	Red-winged Blackbird	9.9	3.3	0	30
1998-1999	Downy Woodpecker	10.2	3.4	0	31
1998-1999	Starling	10.5	3.5	0	32
1998-1999	Chipping Sparrow	10.8	3.6	0	33
1998-1999	Robin	11.1	3.7	0	34
1998-1999	House Sparrow	11.4	3.8	0	35
1998-1999	Starling	11.7	3.9	0	36
1998-1999	White-bellied Nuthatch	12.0	4.0	0	37
1998-1999	Blue Jay	12.3	4.1	0	38
1998-1999	Red-winged Blackbird	12.6	4.2	0	39
1998-1999	Downy Woodpecker	12.9	4.3	0	40
1998-1999	Starling	13.2	4.4	0	41
1998-1999	Chipping Sparrow	13.5	4.5	0	42
1998-1999	Robin	13.8	4.6	0	43
1998-1999	House Sparrow	14.1	4.7	0	44
1998-1999	Starling	14.4	4.8	0	45
1998-1999	White-bellied Nuthatch	14.7	4.9	0	46
1998-1999	Blue Jay	15.0	5.0	0	47
1998-1999	Red-winged Blackbird	15.3	5.1	0	48
1998-1999	Downy Woodpecker	15.6	5.2	0	49
1998-1999	Starling	15.9	5.3	0	50
1998-1999	Chipping Sparrow	16.2	5.4	0	51
1998-1999	Robin	16.5	5.5	0	52
1998-1999	House Sparrow	16.8	5.6	0	53
1998-1999	Starling	17.1	5.7	0	54
1998-1999	White-bellied Nuthatch	17.4	5.8	0	55
1998-1999	Blue Jay	17.7	5.9	0	56
1998-1999	Red-winged Blackbird	18.0	6.0	0	57
1998-1999	Downy Woodpecker	18.3	6.1	0	58
1998-1999	Starling	18.6	6.2	0	59
1998-1999	Chipping Sparrow	18.9	6.3	0	60
1998-1999	Robin	19.2	6.4	0	61
1998-1999	House Sparrow	19.5	6.5	0	62
1998-1999	Starling	19.8	6.6	0	63
1998-1999	White-bellied Nuthatch	20.1	6.7	0	64
1998-1999	Blue Jay	20.4	6.8	0	65
1998-1999	Red-winged Blackbird	20.7	6.9	0	66
1998-1999	Downy Woodpecker	21.0	7.0	0	67
1998-1999	Starling	21.3	7.1	0	68
1998-1999	Chipping Sparrow	21.6	7.2	0	69
1998-1999	Robin	21.9	7.3	0	70
1998-1999	House Sparrow	22.2	7.4	0	71
1998-1999	Starling	22.5	7.5	0	72
1998-1999	White-bellied Nuthatch	22.8	7.6	0	73
1998-1999	Blue Jay	23.1	7.7	0	74
1998-1999	Red-winged Blackbird	23.4	7.8	0	75
1998-1999	Downy Woodpecker	23.7	7.9	0	76
1998-1999	Starling	24.0	8.0	0	77
1998-1999	Chipping Sparrow	24.3	8.1	0	78
1998-1999	Robin	24.6	8.2	0	79
1998-1999	House Sparrow	24.9	8.3	0	80
1998-1999	Starling	25.2	8.4	0	81
1998-1999	White-bellied Nuthatch	25.5	8.5	0	82
1998-1999	Blue Jay	25.8	8.6	0	83
1998-1999	Red-winged Blackbird	26.1	8.7	0	84
1998-1999	Downy Woodpecker	26.4	8.8	0	85
1998-1999	Starling	26.7	8.9	0	86
1998-1999	Chipping Sparrow	27.0	9.0	0	87
1998-1999	Robin	27.3	9.1	0	88
1998-1999	House Sparrow	27.6	9.2	0	89
1998-1999	Starling	27.9	9.3	0	90
1998-1999	White-bellied Nuthatch	28.2	9.4	0	91
1998-1999	Blue Jay	28.5	9.5	0	92
1998-1999	Red-winged Blackbird	28.8	9.6	0	93
1998-1999	Downy Woodpecker	29.1	9.7	0	94
1998-1999	Starling	29.4	9.8	0	95
1998-1999	Chipping Sparrow	29.7	9.9	0	96
1998-1999	Robin	30.0	10.0	0	97
1998-1999	House Sparrow	30.3	10.1	0	98
1998-1999	Starling	30.6	10.2	0	99
1998-1999	White-bellied Nuthatch	30.9	10.3	0	100

Mean values are shown in boldface type. Standard deviations are shown in regular type. Minimum and maximum values are shown in italics.

TABLE 2. Summary of the 1999-2000 breeding season for the 10 most common species of immature birds in the study area.

Year	Species	Mean	Standard Deviation	Minimum	Maximum
1999-2000	Red-winged Blackbird	1.3	0.5	0	2
1999-2000	Blue Jay	1.6	0.6	0	3
1999-2000	Downy Woodpecker	1.9	0.7	0	3
1999-2000	White-bellied Nuthatch	2.2	0.8	0	4
1999-2000	Starling	2.5	0.9	0	5
1999-2000	Chipping Sparrow	2.8	1.0	0	6
1999-2000	Robin	3.1	1.1	0	7
1999-2000	House Sparrow	3.4	1.2	0	8
1999-2000	Starling	3.7	1.3	0	9
1999-2000	White-bellied Nuthatch	4.0	1.4	0	10
1999-2000	Blue Jay	4.3	1.5	0	11
1999-2000	Red-winged Blackbird	4.6	1.6	0	12
1999-2000	Downy Woodpecker	4.9	1.7	0	13
1999-2000	Starling	5.2	1.8	0	14
1999-2000	Chipping Sparrow	5.5	1.9	0	15
1999-2000	Robin	5.8	2.0	0	16
1999-2000	House Sparrow	6.1	2.1	0	17
1999-2000	Starling	6.4	2.2	0	18
1999-2000	White-bellied Nuthatch	6.7	2.3	0	19
1999-2000	Blue Jay	7.0	2.4	0	20
1999-2000	Red-winged Blackbird	7.3	2.5	0	21
1999-2000	Downy Woodpecker	7.6	2.6	0	22
1999-2000	Starling	7.9	2.7	0	23
1999-2000	Chipping Sparrow	8.2	2.8	0	24
1999-2000	Robin	8.5	2.9	0	25
1999-2000	House Sparrow	8.8	3.0	0	26
1999-2000	Starling	9.1	3.1	0	27
1999-2000	White-bellied Nuthatch	9.4	3.2	0	28
1999-2000	Blue Jay	9.7	3.3	0	29
1999-2000	Red-winged Blackbird	10.0	3.4	0	30
1999-2000	Downy Woodpecker	10.3	3.5	0	31
1999-2000	Starling	10.6	3.6	0	32
1999-2000	Chipping Sparrow	10.9	3.7	0	33
1999-2000	Robin	11.2	3.8	0	34
1999-2000	House Sparrow	11.5	3.9	0	35
1999-2000	Starling	11.8	4.0	0	36
1999-2000	White-bellied Nuthatch	12.1	4.1	0	37
1999-2000	Blue Jay	12.4	4.2	0	38
1999-2000	Red-winged Blackbird	12.7	4.3	0	39
1999-2000	Downy Woodpecker	13.0	4.4	0	40
1999-2000	Starling	13.3	4.5	0	41
1999-2000	Chipping Sparrow	13.6	4.6	0	42
1999-2000	Robin	13.9	4.7	0	43
1999-2000	House Sparrow	14.2	4.8	0	44
1999-2000	Starling	14.5	4.9	0	45
1999-2000	White-bellied Nuthatch	14.8	5.0	0	46
1999-2000	Blue Jay	15.1	5.1	0	47
1999-2000	Red-winged Blackbird	15.4	5.2	0	48
1999-2000	Downy Woodpecker	15.7	5.3	0	49
1999-2000	Starling	16.0	5.4	0	50
1999-2000	Chipping Sparrow	16.3	5.5	0	51
1999-2000	Robin	16.6	5.6	0	52
1999-2000	House Sparrow	16.9	5.7	0	53
1999-2000	Starling	17.2	5.8	0	54
1999-2000	White-bellied Nuthatch	17.5	5.9	0	55
1999-2000	Blue Jay	17.8	6.0	0	56
1999-2000	Red-winged Blackbird	18.1	6.1	0	57
1999-2000	Downy Woodpecker	18.4	6.2	0	58
1999-2000	Starling	18.7	6.3	0	59
1999-2000	Chipping Sparrow	19.0	6.4	0	60
1999-2000	Robin	19.3	6.5	0	61
1999-2000	House Sparrow	19.6	6.6	0	62
1999-2000	Starling	19.9	6.7	0	63
1999-2000	White-bellied Nuthatch	20.2	6.8	0	64
1999-2000	Blue Jay	20.5	6.9	0	65
1999-2000	Red-winged Blackbird	20.8	7.0	0	66
1999-2000	Downy Woodpecker	21.1	7.1	0	67
1999-2000	Starling	21.4	7.2	0	68
1999-2000	Chipping Sparrow	21.7	7.3	0	69
1999-2000	Robin	22.0	7.4	0	70
1999-2000	House Sparrow	22.3	7.5	0	71
1999-2000	Starling	22.6	7.6	0	72
1999-2000	White-bellied Nuthatch	22.9	7.7	0	73
1999-2000	Blue Jay	23.2	7.8	0	74
1999-2000	Red-winged Blackbird	23.5	7.9	0	75
1999-2000	Downy Woodpecker	23.8	8.0	0	76
1999-2000	Starling	24.1	8.1	0	77
1999-2000	Chipping Sparrow	24.4	8.2	0	78
1999-2000	Robin	24.7	8.3	0	79
1999-2000	House Sparrow	25.0	8.4	0	80
1999-2000	Starling	25.3	8.5	0	81
1999-2000	White-bellied Nuthatch	25.6	8.6	0	82
1999-2000	Blue Jay	25.9	8.7	0	

1. Particulars

Amount

Rs.

Paise

1. The Rs. 100/- amount of the bill of exchange drawn on the bank for the purpose of the above mentioned bill of exchange is hereby confirmed.

2. The Rs. 100/- amount of the bill of exchange drawn on the bank for the purpose of the above mentioned bill of exchange is hereby confirmed.

3. The Rs. 100/- amount of the bill of exchange drawn on the bank for the purpose of the above mentioned bill of exchange is hereby confirmed.

4. The Rs. 100/- amount of the bill of exchange drawn on the bank for the purpose of the above mentioned bill of exchange is hereby confirmed.

100/-

5. The Rs. 100/- amount of the bill of exchange drawn on the bank for the purpose of the above mentioned bill of exchange is hereby confirmed.

100/-

6. The Rs. 100/- amount of the bill of exchange drawn on the bank for the purpose of the above mentioned bill of exchange is hereby confirmed.

7. The Rs. 100/- amount of the bill of exchange drawn on the bank for the purpose of the above mentioned bill of exchange is hereby confirmed.

100/-

100/-

100/-

100/-



*[Handwritten signature]*  
22/10/2022

8. The Rs. 100/- amount of the bill of exchange drawn on the bank for the purpose of the above mentioned bill of exchange is hereby confirmed.

100/-





**VIDARBHA INSTITUTE OF PHARMACY**  
Approved, Govt. Regn. No. 38734-4-90(1975)  
Contact: 94228296, 94228295

Date: 04/10/2021

To  
The Branch Manager  
Union Bank of India  
Nandgaon

With reference to transfer and amount to the account no. as given below against the name from current account No. 076421010050292 of Shri Institute Pharmacy-2021 through ECS.

With reference to above cited account you are hereby requested transfer the stated amount in the respective branch brandy as given below in successive install of this instalment the details are given below

Sl. No.	Branch	Bank A/c No.	Amount in Rs.	Amount in Words
1	Shri Institute Pharmacy	076421010050292	21,275	Twenty One Thousand Two Hundred and Seventy Five only
2	Shri Institute Pharmacy	076421010050292	22,800	Twenty Two Thousand Eight Hundred only
3	Shri Institute Pharmacy	076421010050292	14,700	Fourteen Thousand Seven Hundred only
4	Shri Institute Pharmacy	076421010050292	10,000	Ten Thousand only
5	Shri Institute Pharmacy	076421010050292	9,870	Nine Thousand Eight Hundred and Seventy only
6	Shri Institute Pharmacy	076421010050292	12,300	Twelve Thousand three hundred only
7	Shri Institute Pharmacy	076421010050292	11,700	Eleven Thousand seven hundred only
8	Shri Institute Pharmacy	076421010050292	10,000	Ten Thousand only
9	Shri Institute Pharmacy	076421010050292	10,000	Ten Thousand only
10	Shri Institute Pharmacy	076421010050292	10,000	Ten Thousand only

Total Rs. 1,42,875/-

(Four Lakh Forty Two Thousand Eighty Seven and 75/100)

Requesting you to do the needful

*[Signature]*  
Dr. Suresh Chandra  
Principal



change in 07/10/21



# VIDARBHA INSTITUTE OF PHARMACY

Amalner, Dist. Jalgaon, MS-391101-442861005

Contact: 982344 98, 98430 205

Date: 24/10/2021

To,  
The Branch Manager  
Union Bank of India  
Amalner

Subject: Request to transfer the amount in the account No. 746960 Debit against the name from current account No. 076407610060005 of this institute (refers- A/c No. 2021) through ECS.

Dear Sir,  
With reference to above stated subject, you may kindly request transfer for 10000 amount in the account No. 076407610060005 of this institute, in favour of Union Bank of India, Amalner.

No.	Name	Account No.	Amount	Amount in Words
01	Mr. Prakash D. H. Desai	4154221806104	10,000	Ten thousand only
02	Mr. Anil K. Desai	2754200810001	20,000	Twenty thousand only
03	Mr. Rajesh P. Desai	5942110010001	20,000	Twenty thousand only
04	Mr. Dinesh M. Desai	1142210010001	20,000	Twenty thousand only
05	Mr. Anand K. Desai	7142110010001	20,000	Twenty thousand only
06	Mr. Anand K. Desai	2754200810001	20,000	Twenty thousand only
07	Mr. Anand K. Desai	5942110010001	20,000	Twenty thousand only
08	Mr. Anand K. Desai	1142210010001	20,000	Twenty thousand only
09	Mr. Anand K. Desai	7142110010001	20,000	Twenty thousand only
10	Mr. Anand K. Desai	2754200810001	20,000	Twenty thousand only
11	Mr. Anand K. Desai	5942110010001	20,000	Twenty thousand only
12	Mr. Anand K. Desai	1142210010001	20,000	Twenty thousand only
13	Mr. Anand K. Desai	7142110010001	20,000	Twenty thousand only
14	Mr. Anand K. Desai	2754200810001	20,000	Twenty thousand only

Total: 1,00,000/-

For Union Bank of India, Amalner

Respectfully yours,  
The Branch Manager

(Signature)  
Branch Manager

Change in - A/c No.







# VIDARBHA INSTITUTE OF PHARMACY

Waghurao Chavan Ph.D. Vaidya Hall-44-505 (Paly)

Contact: 99244006, 99244008

DDC No. 16321

To,  
The Branch Manager  
HDFC Bank of India,  
Nashik

Subject: Request to transfer the amount in the account no. as given below against the name from current account No. 576401319050202 of this Institute (Salary - Aug 2021) through DD.

Dear Sir

With reference to above cited request, you are herewith requested transfer the stated amount in the account no. as given below on behalf of our Institute.  
The details are given below

Sr. No.	NAME	Saving Acc. No.	Amount In Fig	Amount In Words
1	Dr. Sanjay Kulkarni Principal	575402017000120	1,50,000/-	One Lakh Fifty Thousand Eight Hundred Rupees only



Enclosed herewith is the cheque

Check No. 07502



Dr. Sanjay Kulkarni  
Principal



# VIDARBHA INSTITUTE OF PHARMACY

Amjalwad, D. Dist. Ward. Maharashtra 431001

Contact No. 0268484400/0000

Dom No. 16/202

To  
The Branch Manager  
Union Bank of India  
Wardar

Subject: Request to transfer the amount in the account No. as given below against the date from savings account No. 5754010100251206 of the Institute (entry - July 2021) through ECS.


Dear Sir,

With reference to above cited subject, you are hereby requested to transfer the stated amount in the account no. (of our branch) as given below of respective part of the Institute. The details are given below.

Sr. No	Name	Saving A/c No	Amount in Fig	Amount in Words
	Dr. Vinayak Sankarant Technical	5754010100251206	1,75,000/-	One Lakh Seventy Five Thousand Eight Hundred Rupees

Remaining you to do the needful.



  
Dr. Vinayak Sankarant  
Principal

cheque no. 071577







# VIDARBHA INSTITUTE OF PHARMACY

Approved, Govt. of India, WASHINGTON 44235-9451

Contact: 19756226, 19756300

To  
The Branch Manager  
Urban Bank of India,  
Wardha

Date: 25/11/2021

**Subject: Request to transfer the amount in the account no. As given below against the salary from current account no. 5754010103915500 of this Institute (Salary Sep-2021) through ECS.**

Dear Sir,  
With reference to above cited subject, we are hereby requesting you to debit the stated amount in the account no. as our bank's account from the account no. of the Institute. The details are given below.

No.	Name	Account No.	AMT	Remarks
01	Dr. Rajendra J. Jitkar	2754010103915500	25,000	Salary for September 2021
02	Dr. Anil K. Kulkarni	2754010103915500	25,000	Salary for September 2021
03	Dr. N. S. Kulkarni	2754010103915500	25,000	Salary for September 2021
04	Dr. S. S. Kulkarni	2754010103915500	25,000	Salary for September 2021
05	Dr. Mangabhai Chaudhari	2754010103915500	25,000	Salary for September 2021
06	Dr. V. S. Kulkarni	2754010103915500	25,000	Salary for September 2021
07	Dr. S. S. Kulkarni	2754010103915500	25,000	Salary for September 2021
08	Dr. S. S. Kulkarni	2754010103915500	25,000	Salary for September 2021
09	Dr. S. S. Kulkarni	2754010103915500	25,000	Salary for September 2021
10	Dr. S. S. Kulkarni	2754010103915500	25,000	Salary for September 2021
11	Dr. S. S. Kulkarni	2754010103915500	25,000	Salary for September 2021
12	Dr. S. S. Kulkarni	2754010103915500	25,000	Salary for September 2021
13	Dr. S. S. Kulkarni	2754010103915500	25,000	Salary for September 2021
14	Dr. S. S. Kulkarni	2754010103915500	25,000	Salary for September 2021

Total: 2,25,000

(Name of the Faculty/Service/Retired Faculty/Retired Staff)

Requesting you to debit the amount.

*Signature of P. S. Kulkarni*



*Signature of P. S. Kulkarni*  
Dr. P. S. Kulkarni  
Principal





**VIDARBHA INSTITUTE OF PHARMACY**  
 Vidarbha Institute of Pharmacy, WISSEW-401205 (MS)  
 Contact: 9822274848, 94-20-064023

Date: 26/10/2021

To,  
 The Branch Manager  
 Union Bank of India  
 WISSEW

Subject: Request to transfer the amount in the account no. as given below against the name of the current account No. 578491013056005 of the account (opening date: 2021) through NCS.

Dear Sir,

With reference to above stated subject, you are herewith requested to transfer the stated amount to the account no. in our branch as given below on respective date of the transfer. The list of the transfer is given below.

Sl. No.	Name	Account No.	Amount	Account - Branch
1	Dr. Anand Chavan	578491013056005	25,000	Dr. Anand Chavan, WISSEW
2	Dr. Anand Chavan	578491013056005	10,000	Dr. Anand Chavan, WISSEW
3	Dr. Anand Chavan	578491013056005	15,000	Dr. Anand Chavan, WISSEW
4	Dr. Anand Chavan	578491013056005	10,000	Dr. Anand Chavan, WISSEW
5	Dr. Anand Chavan	578491013056005	10,000	Dr. Anand Chavan, WISSEW
6	Dr. Anand Chavan	578491013056005	10,000	Dr. Anand Chavan, WISSEW
7	Dr. Anand Chavan	578491013056005	10,000	Dr. Anand Chavan, WISSEW
8	Dr. Anand Chavan	578491013056005	10,000	Dr. Anand Chavan, WISSEW
9	Dr. Anand Chavan	578491013056005	10,000	Dr. Anand Chavan, WISSEW
10	Dr. Anand Chavan	578491013056005	10,000	Dr. Anand Chavan, WISSEW

To: Rs. 1,50,000  
 (One Lakh Fifty Eight Thousand Five Hundred Rupees)

Dr. Anand Chavan  
 (Principal)

Requesting you to do the needful.

Dr. Anand Chavan  
 26/10/2021







# VIDARBHA INSTITUTE OF PHARMACY

Amraoti, Bhamra Road, W-5 (M.P-48-205) (M.P.)

Contact: 9422631163, 9422631165

Date: 04/12/2021

The Branch Manager  
Indian Post, India,  
Amraoti

Subject: Request to transfer the amount in the account no. as given below against the given bank current account No. 076400100000230 of this Institute (salary Dec-2021) through PDR.

Dear Sir

With reference to above the subject, you are hereby requested to transfer the stated amount in the account no. of our branch, as given below of respective bank of the Institute. The list of details is given below.

Sr. No.	Name	Saving A/c No.	Amount in Fig.	Amount in Words
1	Mr. Nisha Mishra Cluj	5764001000000000	05,000	Five Seven Thousand Three Hundred Eighty Rs only
2	Mr. Nisha Mishra	5764001000000000	05,000	Five Six Thousand Eight Hundred Eighty Rs only
3	Mr. Nisha Mishra	5764001000000000	05,000	Five Seven Thousand Three Hundred Eighty Rs only
4	Mr. Nisha Mishra	5764001000000000	05,000	Five Six Thousand Eight Hundred Eighty Rs only
5	Mr. Nisha Mishra	5764001000000000	05,000	Five Six Thousand Eight Hundred Eighty Rs only
6	Mr. Nisha Mishra	5764001000000000	05,000	Five Six Thousand Eighty Rs only
7	Mr. Nisha Mishra	5764001000000000	05,000	Five Six Thousand Eighty Rs only
8	Mr. Nisha Mishra	5764001000000000	05,000	Five Six Thousand Eighty Rs only
9	Mr. Nisha Mishra	5764001000000000	05,000	Five Six Thousand Eighty Rs only
10	Mr. Nisha Mishra	5764001000000000	05,000	Five Six Thousand Eighty Rs only
11	Mr. Nisha Mishra	5764001000000000	05,000	Five Six Thousand Eighty Rs only
12	Mr. Nisha Mishra	5764001000000000	05,000	Five Six Thousand Eighty Rs only
13	Mr. Nisha Mishra	5764001000000000	05,000	Five Six Thousand Eighty Rs only
14	Mr. Nisha Mishra	5764001000000000	05,000	Five Six Thousand Eighty Rs only

Total: 720,000/-

(Seven Lakh Twenty Eight Thousand Four Hundred Rs only)

Requesting via bank draft number



(Dr. Ganesha Mishra)  
Principal



3 DEC 2021





# VIDARBHA INSTITUTE OF PHARMACY

Amambhat, Khatola Road, WARDHA - 431005 (MS)

Contact : 9852378865, 9888900168

To,  
The Branch Manager  
Union Bank of India,  
Wardha

Date: 24/12/2021

Subject: Request to transfer the amount in the account no. As given below against the name from account no. 875401010950208 of the institute (January-Dec-2021) through ECS.

With reference to above cited subject, you are requested to kindly transfer amount in the account no. as given below to given below of respective bank of the institute. The details are given below.

Sr. No.	Name	Account No.	AMT. In Rs.	Amount in Words
01.	Mr. Rajendra S. Hegde	5704031000726	25,000	Twenty five thousand Rupees Only
02.	Mr. Anil S. Gore	5704031000727	27,700	Twenty seven thousand seven hundred Rupees Only
03.	Mr. Anand S. Dule	5704031000728	21,000	Twenty one thousand Rupees Only
04.	Mr. Anand S. Kadam	5704031000729	24,000	Twenty four thousand Rupees Only
05.	Mr. Anand S. Chaudhari	5704031000730	26,000	Twenty six thousand Rupees Only
06.	Mr. Yogendra S. Talwar	5704031000731	22,000	Twenty two thousand Rupees Only
07.	Mr. Anand S. Taware	5704031000732	9,000	Nine thousand Rupees Only
08.	Mr. Anand S. Kadam	5704031000733	11,000	Eleven thousand Rupees Only
09.	Mr. Anand S. Jadhav	5704031000734	12,000	Twelve thousand Rupees Only
10.	Mr. Anand S. Chaudhari	5704031000735	22,000	Twenty two thousand Rupees Only
11.	Mr. Anand S. Chaudhari	5704031000736	20,000	Twenty thousand Rupees Only
12.	Mr. Anand S. Chaudhari	5704031000737	20,000	Twenty thousand Rupees Only
13.	Mr. Anand S. Chaudhari	5704031000738	20,000	Twenty thousand Rupees Only
14.	Mr. Anand S. Chaudhari	5704031000739	20,000	Twenty thousand Rupees Only
15.	Mr. Anand S. Chaudhari	5704031000740	20,000	Twenty thousand Rupees Only
16.	Mr. Anand S. Chaudhari	5704031000741	20,000	Twenty thousand Rupees Only
17.	Mr. Anand S. Chaudhari	5704031000742	20,000	Twenty thousand Rupees Only
18.	Mr. Anand S. Chaudhari	5704031000743	20,000	Twenty thousand Rupees Only
19.	Mr. Anand S. Chaudhari	5704031000744	20,000	Twenty thousand Rupees Only
20.	Mr. Anand S. Chaudhari	5704031000745	20,000	Twenty thousand Rupees Only
21.	Mr. Anand S. Chaudhari	5704031000746	20,000	Twenty thousand Rupees Only
22.	Mr. Anand S. Chaudhari	5704031000747	20,000	Twenty thousand Rupees Only
23.	Mr. Anand S. Chaudhari	5704031000748	20,000	Twenty thousand Rupees Only
24.	Mr. Anand S. Chaudhari	5704031000749	20,000	Twenty thousand Rupees Only
25.	Mr. Anand S. Chaudhari	5704031000750	20,000	Twenty thousand Rupees Only

Total - 3,55,000/-

For the Institute, we request you to please transfer the amount to the above mentioned account.

Thanking you for your cooperation.



Dr. Sanjay S. Chaudhari  
Principal

3 DEC 2021









# VIDARBHA INSTITUTE OF PHARMACY

Amalkh, S. B. Kulkarni, WASHIM-431005, MS

Contact : 9823664666, 9823664667

Date : 20/11/2024

To,  
The Branch Manager  
State Bank of India  
Washim

Subject: Request to transfer the amount of Rs. 1,00,000/- (one lakh only) from the bank's current account No. 2764970193000000 of Vidarbha Institute of Pharmacy - Washim Branch, Washim, MS.

Dear Sir,

With reference to above stated subject, you are requested to transfer the stated amount to the account no. (of our branch) as given below, on the date of this request. The details are given below.

Sr. No.	Name	Bank A/c No.	Amount in Rs.	Amount in Words
-	State Bank of India	2764970193000000	1,00,000	One Lakh Only

Yours faithfully,



  
Dr. Suresh Kulkarni  
Principal

cheque no. 070000



# VEDA-ABHA INSTITUTE OF PHARMACY

Amalakh, Bada Road, Washim-445905 (MS)

Contact: 98226446, 98398988

Date: 07/05/2021

To,

The Branch Manager

State Bank of India

Kulga

Refund: Rs. 1,00,000/- (one lakh) is due to you as per the order given by you against the bank fixed current account No. 5708801860100 of your institute on 07/05/2021 through B/S.

Dear Sir

We reference to your order dated 07/05/2021, you are hereby informed that Rs. 1,00,000/- is due to your account in the amount of your branch as per B/S shown together with a bill (attach). The bank has given below.

No.	Name	Order No.	Amount in Rs.	Amount in Words
1	Veda-Abha Name	2108111000100	1,00,000/-	One Lakh (100 Thousand) Rs. only

Enclosed, you are to find enclosed



The Branch Manager  
Kulga

Yours faithfully

Dr. Anand K. Patil





# VIGNARAJA INSTITUTE OF PHARMACY

Major Road, Panna Phase, W. Ghumal, Bhopal-461001

Contact: 9957 80485, 995780309

Date: 08/12/2021

To,  
The Branch Manager  
Union Bank of India  
Bhopal

Subject: Request to transfer the amount to the account No. 08100101600205 of the institute (Salary from the same from current account No. 37040101600205 of the institute (Salary from 2021) through CBS.

Dear Sir,  
With reference to above cited subject, we are humbly requesting you to transfer the amount to the account No. 08100101600205 of the institute (Salary from 2021) through CBS. The details are given below.

Sr. No.	Name	Salary/AMT.	amt. in Rs.	Remarks/Work
01	Dr. Anand K. Mishra	212000/100000	212000	Salary from 2021 (Salary from 2021)
02	Dr. Anand K. Mishra	212000/100000	212000	Salary from 2021 (Salary from 2021)
03	Dr. Anand K. Mishra	212000/100000	212000	Salary from 2021 (Salary from 2021)
04	Dr. Anand K. Mishra	212000/100000	212000	Salary from 2021 (Salary from 2021)
05	Dr. Anand K. Mishra	212000/100000	212000	Salary from 2021 (Salary from 2021)
06	Dr. Anand K. Mishra	212000/100000	212000	Salary from 2021 (Salary from 2021)
07	Dr. Anand K. Mishra	212000/100000	212000	Salary from 2021 (Salary from 2021)
08	Dr. Anand K. Mishra	212000/100000	212000	Salary from 2021 (Salary from 2021)
09	Dr. Anand K. Mishra	212000/100000	212000	Salary from 2021 (Salary from 2021)
10	Dr. Anand K. Mishra	212000/100000	212000	Salary from 2021 (Salary from 2021)
11	Dr. Anand K. Mishra	212000/100000	212000	Salary from 2021 (Salary from 2021)
12	Dr. Anand K. Mishra	212000/100000	212000	Salary from 2021 (Salary from 2021)
13	Dr. Anand K. Mishra	212000/100000	212000	Salary from 2021 (Salary from 2021)
14	Dr. Anand K. Mishra	212000/100000	212000	Salary from 2021 (Salary from 2021)
15	Dr. Anand K. Mishra	212000/100000	212000	Salary from 2021 (Salary from 2021)

*[Signature]*

Total: 2250000

(Please find the details of the account in the attached file)

Requesting you to do the needful.

*[Signature]*  
Dr. Anand K. Mishra  
Principal



Slip no: 015340



# VIDARBHA INSTITUTE OF PHARMACY

Anjankher, Khandwa District, WASHIM-431004, MS

Contact: 9222646546, 9424663003

Date: 14/02/2017

To  
The Branch Manager  
Union Bank of India  
Washim

Subject: Request to transfer the account of the deposit made at branch before opening the a/c from current account of Mr. STEPHEN BERNARD of the branch Anjankher, Dist. WASHIM & amount of Rs. 20000 through DDO

Dear Sir,

With reference to above noted subject, you are herewith requested to transfer the stated amount in the name of Mr. STEPHEN BERNARD of the branch Anjankher, Dist. WASHIM. The details of a/c given below:

Sl. No.	Name	Account No	Amount in Rs.	Amount in Words
1	Mr. Stephen Bernard	4300001900000000	20000	Twenty Thousand Only
2	Mr. Stephen Bernard	4300001900000000	20000	Twenty Thousand Only
3	Mr. Stephen Bernard	4300001900000000	20000	Twenty Thousand Only
4	Mr. Stephen Bernard	4300001900000000	20000	Twenty Thousand Only
5	Mr. Stephen Bernard	4300001900000000	20000	Twenty Thousand Only
6	Mr. Stephen Bernard	4300001900000000	20000	Twenty Thousand Only
7	Mr. Stephen Bernard	4300001900000000	20000	Twenty Thousand Only
8	Mr. Stephen Bernard	4300001900000000	20000	Twenty Thousand Only
9	Mr. Stephen Bernard	4300001900000000	20000	Twenty Thousand Only
10	Mr. Stephen Bernard	4300001900000000	20000	Twenty Thousand Only
11	Mr. Stephen Bernard	4300001900000000	20000	Twenty Thousand Only
12	Mr. Stephen Bernard	4300001900000000	20000	Twenty Thousand Only
13	Mr. Stephen Bernard	4300001900000000	20000	Twenty Thousand Only
14	Mr. Stephen Bernard	4300001900000000	20000	Twenty Thousand Only
15	Mr. Stephen Bernard	4300001900000000	20000	Twenty Thousand Only

Total Rs. 200000/-

(Eight Lakh Twenty Eight Thousand Only Hundred Rupees & Paise)

Respectfully,  
Branch Manager

Signature of Branch Manager



14/02/2017

Canceled - Perisore





# VIDARBHA INSTITUTE OF PHARMACY

Amalind, Bada Park, WARDHA (M.S.)

Contact No: 02040155406, 554061081

July 11, 2022

To  
The Branch Manager  
Union Bank of India  
Wardha

Subject: Request to transfer the amount in the account no. as given below to the name (last current account No. 5704070102010006 of Mr. Manoj Joshi - Jan - 2022 & amount of Nov- 2021) through ECS.

Dear Sir,

In reference to above cited subject, you are hereby requested transfer the stated amount in the account no. (of our branch) as given below or read of an idar of this bank as the details are given below.

Sr. No	Name	Banking Acc. No.	Amount in Fig	Amount in Words
1	Dr. Manoj Joshi Swarajya Wardha	570407010008730	1,00,000/-	One Lakh Rupees Only Equivalent Eight Hundred Rupees

Respecting you to do the needful



  
Dr. Manoj Joshi  
Principal





# VIDARBHA INSTITUTE OF PHARMACY

Approved Rank 17th, MCA 0120-44190 (145)

Contact : 052246966, 90829036

Date: 10/02/2022

To,  
The Branch Manager  
Union Bank of India  
Wardha

Subject: Request to transfer the amount in the account no. AS given below against  
sic name from current account No. 67M91010353205 of this Institute (Salary Jan-  
2022) through BCS

Part B  
You are requested to provide check you are formally requested by a letter dated 10/02/2022 in the account  
no. 67M91010353205 of this Institute. The list with details is given below.

Sr No	Name	Service No	Bank a/c No	Amount in Rupee
1.	Dr. Pratik H. H. H.	2017/2018/2019	2118	100000
2.	Dr. Pratik H. H. H.	2017/2018/2019	2118	100000
3.	Dr. Pratik H. H. H.	2017/2018/2019	2118	100000
4.	Dr. Pratik H. H. H.	2017/2018/2019	2118	100000
5.	Dr. Pratik H. H. H.	2017/2018/2019	2118	100000
6.	Dr. Pratik H. H. H.	2017/2018/2019	2118	100000
7.	Dr. Pratik H. H. H.	2017/2018/2019	2118	100000
8.	Dr. Pratik H. H. H.	2017/2018/2019	2118	100000
9.	Dr. Pratik H. H. H.	2017/2018/2019	2118	100000
10.	Dr. Pratik H. H. H.	2017/2018/2019	2118	100000
11.	Dr. Pratik H. H. H.	2017/2018/2019	2118	100000
12.	Dr. Pratik H. H. H.	2017/2018/2019	2118	100000
13.	Dr. Pratik H. H. H.	2017/2018/2019	2118	100000
14.	Dr. Pratik H. H. H.	2017/2018/2019	2118	100000
15.	Dr. Pratik H. H. H.	2017/2018/2019	2118	100000
16.	Dr. Pratik H. H. H.	2017/2018/2019	2118	100000

Total : 2,00,000/-

(11) Dr. Pratik H. H. H. (11) Dr. Pratik H. H. H.

Requesting you to do the needful.



*(Signature)*  
Dr. Pratik H. H. H.  
Principal









# VIDARBHA INSTITUTE OF PHARMACY

Wardha Road, Wardha, Maharashtra - 431001

Phone: 020-266444, 2664448

Date: 14/11/2022

To,  
The Branch Manager  
HDFC Bank of India  
Wardha

Subject: Request transfer the amount of Rs. 4000/- (Four thousand) Rupees from  
account No. 37620110950215 of the Institute Salary. A/c No. 37620110950215.

Reference: A/c No. 37620110950215 of the Institute Salary. A/c No. 37620110950215.  
The amount of Rs. 4000/- (Four thousand) Rupees is to be transferred to the account of the  
Institute Salary. A/c No. 37620110950215.

Sr. No.	Name	Account No.	Amount	Remarks
1	Dr. S. S. Patil	37620110950215	1000/-	1000/-
2	Dr. S. S. Patil	37620110950215	1000/-	1000/-
3	Dr. S. S. Patil	37620110950215	1000/-	1000/-
4	Dr. S. S. Patil	37620110950215	1000/-	1000/-
5	Dr. S. S. Patil	37620110950215	1000/-	1000/-
6	Dr. S. S. Patil	37620110950215	1000/-	1000/-
7	Dr. S. S. Patil	37620110950215	1000/-	1000/-
8	Dr. S. S. Patil	37620110950215	1000/-	1000/-
9	Dr. S. S. Patil	37620110950215	1000/-	1000/-
10	Dr. S. S. Patil	37620110950215	1000/-	1000/-
11	Dr. S. S. Patil	37620110950215	1000/-	1000/-
12	Dr. S. S. Patil	37620110950215	1000/-	1000/-
13	Dr. S. S. Patil	37620110950215	1000/-	1000/-
14	Dr. S. S. Patil	37620110950215	1000/-	1000/-
15	Dr. S. S. Patil	37620110950215	1000/-	1000/-

Total: 4000/-

Dr. S. S. Patil, Branch Manager, HDFC Bank of India, Wardha

Requesting your bank to debit

Check No. 0015878



Dr. S. S. Patil  
Branch Manager



1001







# VITARA BALA INSTITUTE OF PHARMACY

Approved: State Board, WANI NO-44905 (10)

Contact: 0512-2462, 2466018

To,  
The Branch Manager  
Urban Bank of India  
Mumbai

Date: 20/04/2022

**Subject:** Request to transfer the amount in the account no. as given below against the name from CANYON account No. 578401016050205 of the institute (upto Feb-2022) through BCS.

Dear Sir,

With reference to above cited subject, various bank's required transfer of above amount in the account no. as given below against the name of respective bank/other (M.A). The list with details is given as follows:

Sr. No.	Name	Bank Ac. No.	Amount	Remarks/Book
01.	Dr. Rajendra Prasad	1900110000014	25000	Dr. Rajendra Prasad Bank
02.	Dr. Nand Lal Singh	1900110000017	25000	Dr. Nand Lal Singh Bank
03.	Dr. Rajendra Singh	1900110000014	25000	Dr. Rajendra Singh Bank
04.	Dr. Jai Singh	1900110000012	25000	Dr. Jai Singh Bank
05.	Dr. Mahendra Chaudhary	2510010000005	11,200	Dr. Mahendra Chaudhary Bank
06.	Dr. Yogendra Singh	2510010000004	11,200	Dr. Yogendra Singh Bank
07.	Dr. Mahendra Singh	1900110000015	5,000	Dr. Mahendra Singh Bank
08.	Dr. Mahendra Singh	2510010000001	11,000	Dr. Mahendra Singh Bank
09.	Dr. Mahendra Singh	2510010000002	21,500	Dr. Mahendra Singh Bank
10.	Dr. Mahendra Singh	0100110000010	2,000	Dr. Mahendra Singh Bank
11.	Dr. Mahendra Singh	0100110000011	14,000	Dr. Mahendra Singh Bank
12.	Dr. Mahendra Singh	0100110000012	2,000	Dr. Mahendra Singh Bank
13.	Dr. Mahendra Singh	1900110000011	2,000	Dr. Mahendra Singh Bank
14.	Dr. Mahendra Singh	1900110000010	12,000	Dr. Mahendra Singh Bank
15.	Dr. Mahendra Singh	1900110000011	15,000	Dr. Mahendra Singh Bank

Total: Rs. 6,20,000/-

(Dr. Mahendra Singh) Branch Manager

Requesting you to do the needful

(Dr. Mahendra Singh)  
Branch Manager

11/04/2022





# VIDARBHA INSTITUTE OF PHARMACY

Approved, Deemed Private, W-428016-444906 (SIS)

Contact : 0542262484, 9420907000

Date: 16/04/2022

To,  
The Branch Manager,  
Credit Bank of India,  
Solapur

Subject: Request to transfer the amount in the account no. as given below against the name from current account No. 576407420058205 of the Institute during Feb-2022 through A/C.

Details:  
With reference to above mail dated 08/04/2022, please transfer requested amount to the account no. as given below in given order of receipt for all of the amount. The list of the bank is given below.

Sr. No.	Name	Banking A/c No.	Amount in Rupee	Remarks/Use
1	Dr. S.S. Yashwantrao	576407420058205	94,700	Twenty Four Thousand Seven Hundred Twenty
2	Dr. V. S. Kulkarni	576407420058205	55,100	Five Five Thousand Five Hundred Ten
3	Dr. G. S. Kulkarni	576407420058205	1,54,100	One Lakh Fifty Four Thousand One Hundred
4	Dr. M. S. Kulkarni	576407420058205	24,417	Twenty Four Thousand Four Hundred Seventeen
5	Dr. S. S. Kulkarni	576407420058205	25,200	Twenty Five Thousand Two Hundred
6	Dr. V. S. Kulkarni	576407420058205	15,100	Fifteen Thousand One Hundred
7	Dr. S. S. Kulkarni	576407420058205	55,200	Fifty Five Thousand Two Hundred
8	Dr. M. S. Kulkarni	576407420058205	18,500	Eighteen Thousand Five Hundred
9	Dr. S. S. Kulkarni	576407420058205	15,200	Fifteen Thousand Two Hundred
10	Dr. V. S. Kulkarni	576407420058205	22,800	Twenty Two Thousand Eight Hundred
11	Dr. S. S. Kulkarni	576407420058205	21,000	Twenty One Thousand
12	Dr. M. S. Kulkarni	576407420058205	21,200	Twenty One Thousand Two Hundred
13	Dr. S. S. Kulkarni	576407420058205	22,500	Twenty Two Thousand Five Hundred
14	Dr. V. S. Kulkarni	576407420058205	24,100	Twenty Four Thousand One Hundred
15	Dr. S. S. Kulkarni	576407420058205	11,500	Eleven Thousand Five Hundred

Total = 1,24,300

(Amount in Rupee) One Lakh Twenty Four Thousand Three Hundred

Requesting you to do the needful.

Dr. S. S. Kulkarni - 072344



Dr. S. S. Kulkarni  
Principal





# VIDARHITA INSTITUTE OF PHARMACY

Agartala, Howrah, West Bengal - 741011 (M-44896045)

Contact: 033-24616, 24618, 24619

Date: 06/01/2022

To  
The Branch Manager  
Union Bank of India,  
Agartala

Subject: Request to transfer the amount in the account no. As given below against the credit from current account No. 576401010000235 of the Institute (Salary March-2022) through ECS.

Note: All the details are given as per the request you are being requested to transfer the above amount in the account no. (from branch) to the credit of the account of the Institute. The list with details is given below.

No.	Name	Bank A/c No.	Amount	Remarks
01	Mr. Gajendra K. Ghosh	454010100000001	12,000	Transfer from current account
02	Mr. Ananta Ghosh	454010100000002	5,000	Transfer from current account
03	Mr. Rajendra K. Ghosh	454010100000003	2,000	Transfer from current account
04	Mr. Ananta K. Ghosh	454010100000004	1,000	Transfer from current account
05	Mr. Ananta K. Ghosh	454010100000005	1,000	Transfer from current account
06	Mr. Ananta K. Ghosh	454010100000006	1,000	Transfer from current account
07	Mr. Ananta K. Ghosh	454010100000007	1,000	Transfer from current account
08	Mr. Ananta K. Ghosh	454010100000008	1,000	Transfer from current account
09	Mr. Ananta K. Ghosh	454010100000009	1,000	Transfer from current account
10	Mr. Ananta K. Ghosh	454010100000010	1,000	Transfer from current account
11	Mr. Ananta K. Ghosh	454010100000011	1,000	Transfer from current account
12	Mr. Ananta K. Ghosh	454010100000012	1,000	Transfer from current account
13	Mr. Ananta K. Ghosh	454010100000013	1,000	Transfer from current account
14	Mr. Ananta K. Ghosh	454010100000014	1,000	Transfer from current account
15	Mr. Ananta K. Ghosh	454010100000015	1,000	Transfer from current account
16	Mr. Ananta K. Ghosh	454010100000016	1,000	Transfer from current account
17	Mr. Ananta K. Ghosh	454010100000017	1,000	Transfer from current account
18	Mr. Ananta K. Ghosh	454010100000018	1,000	Transfer from current account
19	Mr. Ananta K. Ghosh	454010100000019	1,000	Transfer from current account
20	Mr. Ananta K. Ghosh	454010100000020	1,000	Transfer from current account

Total: ₹ 12,000/-

(Signature of the Branch Manager)

Resubmitting you to the needs.



(Signature of the Branch Manager)  
Branch Manager

Sl. No. 01/2022







Statement of Assets  
 as of  
 12/31/2011  
 (Amounts in US Dollars)

Assets		Liabilities		Net Assets	
Account	Description	Amount	Amount	Amount	Amount
1000000	Investment in US Stocks	1,000,000		1,000,000	
1000001	Investment in Foreign Stocks	500,000		500,000	
1000002	Investment in Bonds	200,000		200,000	
1000003	Investment in Real Estate	300,000		300,000	
1000004	Investment in Commodities	100,000		100,000	
1000005	Investment in Hedge Funds	100,000		100,000	
1000006	Investment in Private Equity	100,000		100,000	
1000007	Investment in Venture Capital	100,000		100,000	
1000008	Investment in Art Collection	100,000		100,000	
1000009	Investment in Cryptocurrency	100,000		100,000	
1000010	Investment in Digital Assets	100,000		100,000	
1000011	Investment in Intellectual Property	100,000		100,000	
1000012	Investment in Natural Resources	100,000		100,000	
1000013	Investment in Infrastructure	100,000		100,000	
1000014	Investment in Alternative Energy	100,000		100,000	
1000015	Investment in Space Exploration	100,000		100,000	
1000016	Investment in Biotechnology	100,000		100,000	
1000017	Investment in Nanotechnology	100,000		100,000	
1000018	Investment in Robotics	100,000		100,000	
1000019	Investment in Artificial Intelligence	100,000		100,000	
1000020	Investment in Quantum Computing	100,000		100,000	
1000021	Investment in Blockchain	100,000		100,000	
1000022	Investment in Virtual Reality	100,000		100,000	
1000023	Investment in Augmented Reality	100,000		100,000	
1000024	Investment in Internet of Things	100,000		100,000	
1000025	Investment in Smart Cities	100,000		100,000	
1000026	Investment in Smart Homes	100,000		100,000	
1000027	Investment in Smart Grids	100,000		100,000	
1000028	Investment in Smart Transportation	100,000		100,000	
1000029	Investment in Smart Manufacturing	100,000		100,000	
1000030	Investment in Smart Agriculture	100,000		100,000	
1000031	Investment in Smart Healthcare	100,000		100,000	
1000032	Investment in Smart Education	100,000		100,000	
1000033	Investment in Smart Retail	100,000		100,000	
1000034	Investment in Smart Marketing	100,000		100,000	
1000035	Investment in Smart Customer Service	100,000		100,000	
1000036	Investment in Smart Supply Chain	100,000		100,000	
1000037	Investment in Smart Logistics	100,000		100,000	
1000038	Investment in Smart Warehousing	100,000		100,000	
1000039	Investment in Smart Inventory Management	100,000		100,000	
1000040	Investment in Smart Procurement	100,000		100,000	
1000041	Investment in Smart Contract Management	100,000		100,000	
1000042	Investment in Smart Risk Management	100,000		100,000	
1000043	Investment in Smart Compliance	100,000		100,000	
1000044	Investment in Smart Regulatory Reporting	100,000		100,000	
1000045	Investment in Smart Audit	100,000		100,000	
1000046	Investment in Smart Tax Management	100,000		100,000	
1000047	Investment in Smart Financial Planning	100,000		100,000	
1000048	Investment in Smart Investment Management	100,000		100,000	
1000049	Investment in Smart Portfolio Management	100,000		100,000	
1000050	Investment in Smart Asset Allocation	100,000		100,000	
1000051	Investment in Smart Risk Assessment	100,000		100,000	
1000052	Investment in Smart Performance Evaluation	100,000		100,000	
1000053	Investment in Smart Client Communication	100,000		100,000	
1000054	Investment in Smart Client Onboarding	100,000		100,000	
1000055	Investment in Smart Client Retention	100,000		100,000	
1000056	Investment in Smart Client Engagement	100,000		100,000	
1000057	Investment in Smart Client Education	100,000		100,000	
1000058	Investment in Smart Client Advisory	100,000		100,000	
1000059	Investment in Smart Client Support	100,000		100,000	
1000060	Investment in Smart Client Feedback	100,000		100,000	
1000061	Investment in Smart Client Satisfaction	100,000		100,000	
1000062	Investment in Smart Client Loyalty	100,000		100,000	
1000063	Investment in Smart Client Referrals	100,000		100,000	
1000064	Investment in Smart Client Advocacy	100,000		100,000	
1000065	Investment in Smart Client Testimonials	100,000		100,000	
1000066	Investment in Smart Client Case Studies	100,000		100,000	
1000067	Investment in Smart Client Success Stories	100,000		100,000	
1000068	Investment in Smart Client Awards	100,000		100,000	
1000069	Investment in Smart Client Recognition	100,000		100,000	
1000070	Investment in Smart Client Appreciation	100,000		100,000	
1000071	Investment in Smart Client Gratitude	100,000		100,000	
1000072	Investment in Smart Client Thank You	100,000		100,000	
1000073	Investment in Smart Client Love	100,000		100,000	
1000074	Investment in Smart Client Respect	100,000		100,000	
1000075	Investment in Smart Client Honor	100,000		100,000	
1000076	Investment in Smart Client Dignity	100,000		100,000	
1000077	Investment in Smart Client Freedom	100,000		100,000	
1000078	Investment in Smart Client Security	100,000		100,000	
1000079	Investment in Smart Client Peace	100,000		100,000	
1000080	Investment in Smart Client Prosperity	100,000		100,000	
1000081	Investment in Smart Client Well-being	100,000		100,000	
1000082	Investment in Smart Client Happiness	100,000		100,000	
1000083	Investment in Smart Client Joy	100,000		100,000	
1000084	Investment in Smart Client Contentment	100,000		100,000	
1000085	Investment in Smart Client Satisfaction	100,000		100,000	
1000086	Investment in Smart Client Fulfillment	100,000		100,000	
1000087	Investment in Smart Client Purpose	100,000		100,000	
1000088	Investment in Smart Client Meaning	100,000		100,000	
1000089	Investment in Smart Client Impact	100,000		100,000	
1000090	Investment in Smart Client Legacy	100,000		100,000	
1000091	Investment in Smart Client Influence	100,000		100,000	
1000092	Investment in Smart Client Inspiration	100,000		100,000	
1000093	Investment in Smart Client Motivation	100,000		100,000	
1000094	Investment in Smart Client Determination	100,000		100,000	
1000095	Investment in Smart Client Perseverance	100,000		100,000	
1000096	Investment in Smart Client Resilience	100,000		100,000	
1000097	Investment in Smart Client Strength	100,000		100,000	
1000098	Investment in Smart Client Courage	100,000		100,000	
1000099	Investment in Smart Client Bravery	100,000		100,000	
1000100	Investment in Smart Client Honor	100,000		100,000	

Statement of Liabilities

Liabilities		Net Assets	
Account	Description	Amount	Amount
2000000	Accounts Payable	100,000	
2000001	Accounts Receivable	100,000	
2000002	Deferred Revenue	100,000	
2000003	Long-Term Debt	1,000,000	
2000004	Equity		1,000,000
2000005	Retained Earnings		1,000,000
2000006	Common Stock		1,000,000
2000007	Preferred Stock		1,000,000
2000008	Accumulated Depreciation		1,000,000
2000009	Accumulated Amortization		1,000,000
2000010	Accumulated Impairment		1,000,000
2000011	Accumulated Other Comprehensive Income		1,000,000
2000012	Accumulated Other Comprehensive Loss		1,000,000
2000013	Accumulated Other Comprehensive Income (Loss)		1,000,000
2000014	Accumulated Other Comprehensive Income (Loss) - Net of Tax		1,000,000
2000015	Accumulated Other Comprehensive Income (Loss) - Tax		1,000,000
2000016	Accumulated Other Comprehensive Income (Loss) - Tax (Net)		1,000,000
2000017	Accumulated Other Comprehensive Income (Loss) - Tax (Net) - Net of Tax		1,000,000
2000018	Accumulated Other Comprehensive Income (Loss) - Tax (Net) - Tax		1,000,000
2000019	Accumulated Other Comprehensive Income (Loss) - Tax (Net) - Tax (Net)		1,000,000
2000020	Accumulated Other Comprehensive Income (Loss) - Tax (Net) - Tax (Net) - Net of Tax		1,000,000
2000021	Accumulated Other Comprehensive Income (Loss) - Tax (Net) - Tax (Net) - Tax		1,000,000
2000022	Accumulated Other Comprehensive Income (Loss) - Tax (Net) - Tax (Net) - Tax (Net)		1,000,000
2000023	Accumulated Other Comprehensive Income (Loss) - Tax (Net) - Tax (Net) - Tax (Net) - Net of Tax		1,000,000
2000024	Accumulated Other Comprehensive Income (Loss) - Tax (Net) - Tax (Net) - Tax (Net) - Tax		1,000,000
2000025	Accumulated Other Comprehensive Income (Loss) - Tax (Net) - Tax (Net) - Tax (Net) - Tax (Net)		1,000,000
2000026	Accumulated Other Comprehensive Income (Loss) - Tax (Net) - Tax (Net) - Tax (Net) - Tax (Net) - Net of Tax		1,000,000
2000027	Accumulated Other Comprehensive Income (Loss) - Tax (Net) - Tax (Net) - Tax (Net) - Tax (Net) - Tax		1,000,000
2000028	Accumulated Other Comprehensive Income (Loss) - Tax (Net) - Tax (Net) - Tax (Net) - Tax (Net) - Tax (Net)		1,000,000
2000029	Accumulated Other Comprehensive Income (Loss) - Tax (Net) - Tax (Net) - Tax (Net) - Tax (Net) - Tax (Net) - Net of Tax		1,000,000
2000030	Accumulated Other Comprehensive Income (Loss) - Tax (Net) - Tax (Net) - Tax (Net) - Tax (Net) - Tax (Net) - Tax		1,000,000
2000031	Accumulated Other Comprehensive Income (Loss) - Tax (Net) - Tax (Net) - Tax (Net) - Tax (Net) - Tax (Net) - Tax (Net)		1,000,000
2000032	Accumulated Other Comprehensive Income (Loss) - Tax (Net) - Tax (Net) - Tax (Net) - Tax (Net) - Tax (Net) - Tax (Net) - Net of Tax		1,000,000
2000033	Accumulated Other Comprehensive Income (Loss) - Tax (Net) - Tax (Net) - Tax (Net) - Tax (Net) - Tax (Net) - Tax (Net) - Tax		1,000,000
2000034	Accumulated Other Comprehensive Income (Loss) - Tax (Net) - Tax (Net) - Tax (Net) - Tax (Net) - Tax (Net) - Tax (Net) - Tax (Net)		1,000,000
2000035	Accumulated Other Comprehensive Income (Loss) - Tax (Net) - Tax (Net) - Tax (Net) - Tax (Net) - Tax (Net) - Tax (Net) - Tax (Net) - Net of Tax		1,000,000
2000036	Accumulated Other Comprehensive Income (Loss) - Tax (Net) - Tax (Net) - Tax (Net) - Tax (Net) - Tax (Net) - Tax (Net) - Tax (Net) - Tax		1,000,000
2000037	Accumulated Other Comprehensive Income (Loss) - Tax (Net) - Tax (Net) - Tax (Net) - Tax (Net) - Tax (Net) - Tax (Net) - Tax (Net) - Tax (Net)		1,000,000
2000038	Accumulated Other Comprehensive Income (Loss) - Tax (Net) - Tax (Net) - Tax (Net) - Tax (Net) - Tax (Net) - Tax (Net) - Tax (Net) - Tax (Net) - Net of Tax		1,000,000
2000039	Accumulated Other Comprehensive Income (Loss) - Tax (Net) - Tax (Net) - Tax (Net) - Tax (Net) - Tax (Net) - Tax (Net) - Tax (Net) - Tax (Net) - Tax		1,000,000
2000040	Accumulated Other Comprehensive Income (Loss) - Tax (Net) - Tax (Net) - Tax (Net) - Tax (Net) - Tax (Net) - Tax (Net) - Tax (Net) - Tax (Net) - Tax (Net)		1,000,000
2000041	Accumulated Other Comprehensive Income (Loss) - Tax (Net) - Tax (Net) - Tax (Net) - Tax (Net) - Tax (Net) - Tax (Net) - Tax (Net) - Tax (Net) - Tax (Net) - Net of Tax		1,000,000
2000042	Accumulated Other Comprehensive Income (Loss) - Tax (Net) - Tax (Net) - Tax (Net) - Tax (Net) - Tax (Net) - Tax (Net) - Tax (Net) - Tax (Net) - Tax (Net) - Tax		1,000,000
2000043	Accumulated Other Comprehensive Income (Loss) - Tax (Net) - Tax (Net) - Tax (Net) - Tax (Net) - Tax (Net) - Tax (Net) - Tax (Net) - Tax (Net) - Tax (Net) - Tax (Net)		1,000,000
2000044	Accumulated Other Comprehensive Income (Loss) - Tax (Net) - Tax (Net) - Tax (Net) - Tax (Net) - Tax (Net) - Tax (Net) - Tax (Net) - Tax (Net) - Tax (Net) - Tax (Net) - Net of Tax		1,000,000
2000045	Accumulated Other Comprehensive Income (Loss) - Tax (Net) - Tax (Net) - Tax (Net) - Tax (Net) - Tax (Net) - Tax (Net) - Tax (Net) - Tax (Net) - Tax (Net) - Tax (Net) - Tax		1,000,000
2000046	Accumulated Other Comprehensive Income (Loss) - Tax (Net) - Tax (Net) - Tax (Net) - Tax (Net) - Tax (Net) - Tax (Net) - Tax (Net) - Tax (Net) - Tax (Net) - Tax (Net) - Tax (Net)		1,000,000
2000047	Accumulated Other Comprehensive Income (Loss) - Tax (Net) - Tax (Net) - Tax (Net) - Tax (Net) - Tax (Net) - Tax (Net) - Tax (Net) - Tax (Net) - Tax (Net) - Tax (Net) - Tax (Net) - Net of Tax		1,000,000
2000048	Accumulated Other Comprehensive Income (Loss) - Tax (Net) - Tax (Net) - Tax (Net) - Tax (Net) - Tax (Net) - Tax (Net) - Tax (Net) - Tax (Net) - Tax (Net) - Tax (Net) - Tax (Net) - Tax		1,000,000
2000049	Accumulated Other Comprehensive Income (Loss) - Tax (Net) - Tax (Net) - Tax (Net) - Tax (Net) - Tax (Net) - Tax (Net) - Tax (Net) - Tax (Net) - Tax (Net) - Tax (Net) - Tax (Net) - Tax (Net)		1,000,000
2000050	Accumulated Other Comprehensive Income (Loss) - Tax (Net) - Tax (Net) - Tax (Net) - Tax (Net) - Tax (Net) - Tax (Net) - Tax (Net) - Tax (Net) - Tax (Net) - Tax (Net) - Tax (Net) - Tax (Net) - Net of Tax		1,000,000













































Sl. No.	Description	Rate	Amount
1	...	...	...
2	...	...	...
3	...	...	...
4	...	...	...
5	...	...	...
6	...	...	...
7	...	...	...
8	...	...	...
9	...	...	...
10	...	...	...
11	...	...	...
12	...	...	...
13	...	...	...
14	...	...	...
15	...	...	...
16	...	...	...
17	...	...	...
18	...	...	...
19	...	...	...
20	...	...	...
21	...	...	...
22	...	...	...
23	...	...	...
24	...	...	...
25	...	...	...
26	...	...	...
27	...	...	...
28	...	...	...
29	...	...	...
30	...	...	...
31	...	...	...
32	...	...	...
33	...	...	...
34	...	...	...
35	...	...	...
36	...	...	...
37	...	...	...
38	...	...	...
39	...	...	...
40	...	...	...
41	...	...	...
42	...	...	...
43	...	...	...
44	...	...	...
45	...	...	...
46	...	...	...
47	...	...	...
48	...	...	...
49	...	...	...
50	...	...	...
51	...	...	...
52	...	...	...
53	...	...	...
54	...	...	...
55	...	...	...
56	...	...	...
57	...	...	...
58	...	...	...
59	...	...	...
60	...	...	...
61	...	...	...
62	...	...	...
63	...	...	...
64	...	...	...
65	...	...	...
66	...	...	...
67	...	...	...
68	...	...	...
69	...	...	...
70	...	...	...
71	...	...	...
72	...	...	...
73	...	...	...
74	...	...	...
75	...	...	...
76	...	...	...
77	...	...	...
78	...	...	...
79	...	...	...
80	...	...	...
81	...	...	...
82	...	...	...
83	...	...	...
84	...	...	...
85	...	...	...
86	...	...	...
87	...	...	...
88	...	...	...
89	...	...	...
90	...	...	...
91	...	...	...
92	...	...	...
93	...	...	...
94	...	...	...
95	...	...	...
96	...	...	...
97	...	...	...
98	...	...	...
99	...	...	...
100	...	...	...

Statement of Assets and Liabilities

Sl. No.	Description	Rate	Amount
1	...	...	...
2	...	...	...
3	...	...	...
4	...	...	...
5	...	...	...
6	...	...	...
7	...	...	...
8	...	...	...
9	...	...	...
10	...	...	...
11	...	...	...
12	...	...	...
13	...	...	...
14	...	...	...
15	...	...	...
16	...	...	...
17	...	...	...
18	...	...	...
19	...	...	...
20	...	...	...
21	...	...	...
22	...	...	...
23	...	...	...
24	...	...	...
25	...	...	...
26	...	...	...
27	...	...	...
28	...	...	...
29	...	...	...
30	...	...	...
31	...	...	...
32	...	...	...
33	...	...	...
34	...	...	...
35	...	...	...
36	...	...	...
37	...	...	...
38	...	...	...
39	...	...	...
40	...	...	...
41	...	...	...
42	...	...	...
43	...	...	...
44	...	...	...
45	...	...	...
46	...	...	...
47	...	...	...
48	...	...	...
49	...	...	...
50	...	...	...
51	...	...	...
52	...	...	...
53	...	...	...
54	...	...	...
55	...	...	...
56	...	...	...
57	...	...	...
58	...	...	...
59	...	...	...
60	...	...	...
61	...	...	...
62	...	...	...
63	...	...	...
64	...	...	...
65	...	...	...
66	...	...	...
67	...	...	...
68	...	...	...
69	...	...	...
70	...	...	...
71	...	...	...
72	...	...	...
73	...	...	...
74	...	...	...
75	...	...	...
76	...	...	...
77	...	...	...
78	...	...	...
79	...	...	...
80	...	...	...
81	...	...	...
82	...	...	...
83	...	...	...
84	...	...	...
85	...	...	...
86	...	...	...
87	...	...	...
88	...	...	...
89	...	...	...
90	...	...	...
91	...	...	...
92	...	...	...
93	...	...	...
94	...	...	...
95	...	...	...
96	...	...	...
97	...	...	...
98	...	...	...
99	...	...	...
100	...	...	...

Statement of Income

Sl. No.	Description	Rate	Amount
1	...	...	...
2	...	...	...
3	...	...	...
4	...	...	...
5	...	...	...
6	...	...	...
7	...	...	...
8	...	...	...
9	...	...	...
10	...	...	...
11	...	...	...
12	...	...	...
13	...	...	...
14	...	...	...
15	...	...	...
16	...	...	...
17	...	...	...
18	...	...	...
19	...	...	...
20	...	...	...
21	...	...	...
22	...	...	...
23	...	...	...
24	...	...	...
25	...	...	...
26	...	...	...
27	...	...	...
28	...	...	...
29	...	...	...
30	...	...	...
31	...	...	...
32	...	...	...
33	...	...	...
34	...	...	...
35	...	...	...
36	...	...	...
37	...	...	...
38	...	...	...
39	...	...	...
40	...	...	...
41	...	...	...
42	...	...	...
43	...	...	...
44	...	...	...
45	...	...	...
46	...	...	...
47	...	...	...
48	...	...	...
49	...	...	...
50	...	...	...



















Times-Journal

Page 29

Times-Journal		Times-Journal		Times-Journal	
Year	Month	Page	Section	Author	Editor
1980	Jan	1	1	1	1
1980	Feb	2	2	2	2
1980	Mar	3	3	3	3
1980	Apr	4	4	4	4
1980	May	5	5	5	5
1980	Jun	6	6	6	6
1980	Jul	7	7	7	7
1980	Aug	8	8	8	8
1980	Sep	9	9	9	9
1980	Oct	10	10	10	10
1980	Nov	11	11	11	11
1980	Dec	12	12	12	12
1981	Jan	13	13	13	13
1981	Feb	14	14	14	14
1981	Mar	15	15	15	15
1981	Apr	16	16	16	16
1981	May	17	17	17	17
1981	Jun	18	18	18	18
1981	Jul	19	19	19	19
1981	Aug	20	20	20	20
1981	Sep	21	21	21	21
1981	Oct	22	22	22	22
1981	Nov	23	23	23	23
1981	Dec	24	24	24	24
1982	Jan	25	25	25	25
1982	Feb	26	26	26	26
1982	Mar	27	27	27	27
1982	Apr	28	28	28	28
1982	May	29	29	29	29
1982	Jun	30	30	30	30
1982	Jul	31	31	31	31
1982	Aug	32	32	32	32
1982	Sep	33	33	33	33
1982	Oct	34	34	34	34
1982	Nov	35	35	35	35
1982	Dec	36	36	36	36
1983	Jan	37	37	37	37
1983	Feb	38	38	38	38
1983	Mar	39	39	39	39
1983	Apr	40	40	40	40
1983	May	41	41	41	41
1983	Jun	42	42	42	42
1983	Jul	43	43	43	43
1983	Aug	44	44	44	44
1983	Sep	45	45	45	45
1983	Oct	46	46	46	46
1983	Nov	47	47	47	47
1983	Dec	48	48	48	48
1984	Jan	49	49	49	49
1984	Feb	50	50	50	50
1984	Mar	51	51	51	51
1984	Apr	52	52	52	52
1984	May	53	53	53	53
1984	Jun	54	54	54	54
1984	Jul	55	55	55	55
1984	Aug	56	56	56	56
1984	Sep	57	57	57	57
1984	Oct	58	58	58	58
1984	Nov	59	59	59	59
1984	Dec	60	60	60	60
1985	Jan	61	61	61	61
1985	Feb	62	62	62	62
1985	Mar	63	63	63	63
1985	Apr	64	64	64	64
1985	May	65	65	65	65
1985	Jun	66	66	66	66
1985	Jul	67	67	67	67
1985	Aug	68	68	68	68
1985	Sep	69	69	69	69
1985	Oct	70	70	70	70
1985	Nov	71	71	71	71
1985	Dec	72	72	72	72
1986	Jan	73	73	73	73
1986	Feb	74	74	74	74
1986	Mar	75	75	75	75
1986	Apr	76	76	76	76
1986	May	77	77	77	77
1986	Jun	78	78	78	78
1986	Jul	79	79	79	79
1986	Aug	80	80	80	80
1986	Sep	81	81	81	81
1986	Oct	82	82	82	82
1986	Nov	83	83	83	83
1986	Dec	84	84	84	84
1987	Jan	85	85	85	85
1987	Feb	86	86	86	86
1987	Mar	87	87	87	87
1987	Apr	88	88	88	88
1987	May	89	89	89	89
1987	Jun	90	90	90	90
1987	Jul	91	91	91	91
1987	Aug	92	92	92	92
1987	Sep	93	93	93	93
1987	Oct	94	94	94	94
1987	Nov	95	95	95	95
1987	Dec	96	96	96	96
1988	Jan	97	97	97	97
1988	Feb	98	98	98	98
1988	Mar	99	99	99	99
1988	Apr	100	100	100	100
1988	May	101	101	101	101
1988	Jun	102	102	102	102
1988	Jul	103	103	103	103
1988	Aug	104	104	104	104
1988	Sep	105	105	105	105
1988	Oct	106	106	106	106
1988	Nov	107	107	107	107
1988	Dec	108	108	108	108
1989	Jan	109	109	109	109
1989	Feb	110	110	110	110
1989	Mar	111	111	111	111
1989	Apr	112	112	112	112
1989	May	113	113	113	113
1989	Jun	114	114	114	114
1989	Jul	115	115	115	115
1989	Aug	116	116	116	116
1989	Sep	117	117	117	117
1989	Oct	118	118	118	118
1989	Nov	119	119	119	119
1989	Dec	120	120	120	120

Times-Journal

Page 30

Times-Journal		Times-Journal		Times-Journal	
Year	Month	Page	Section	Author	Editor
1989	Jan	121	121	121	121
1989	Feb	122	122	122	122
1989	Mar	123	123	123	123
1989	Apr	124	124	124	124
1989	May	125	125	125	125
1989	Jun	126	126	126	126
1989	Jul	127	127	127	127
1989	Aug	128	128	128	128
1989	Sep	129	129	129	129
1989	Oct	130	130	130	130
1989	Nov	131	131	131	131
1989	Dec	132	132	132	132
1990	Jan	133	133	133	133
1990	Feb	134	134	134	134
1990	Mar	135	135	135	135
1990	Apr	136	136	136	136
1990	May	137	137	137	137
1990	Jun	138	138	138	138
1990	Jul	139	139	139	139
1990	Aug	140	140	140	140
1990	Sep	141	141	141	141
1990	Oct	142	142	142	142
1990	Nov	143	143	143	143
1990	Dec	144	144	144	144
1991	Jan	145	145	145	145
1991	Feb	146	146	146	146
1991	Mar	147	147	147	147
1991	Apr	148	148	148	148
1991	May	149	149	149	149
1991	Jun	150	150	150	150
1991	Jul	151	151	151	151
1991	Aug	152	152	152	152
1991	Sep	153	153	153	153
1991	Oct	154	154	154	154
1991	Nov	155	155	155	155
1991	Dec	156	156	156	156
1992	Jan	157	157	157	157
1992	Feb	158	158	158	158
1992	Mar	159	159	159	159
1992	Apr	160	160	160	160
1992	May	161	161	161	161
1992	Jun	162	162	162	162
1992	Jul	163	163	163	163
1992	Aug	164	164	164	164
1992	Sep	165	165	165	165
1992	Oct	166	166	166	166
1992	Nov	167	167	167	167
1992	Dec	168	168	168	168
1993	Jan	169	169	169	169
1993	Feb	170	170	170	170
1993	Mar	171	171	171	171
1993	Apr	172	172	172	172
1993	May	173	173	173	173
1993	Jun	174	174	174	174
1993	Jul	175	175	175	175
1993	Aug	176	176	176	176
1993	Sep	177	177	177	177
1993	Oct	178	178	178	178
1993	Nov	179	179	179	179
1993	Dec	180	180	180	180
1994	Jan	181	181	181	181
1994	Feb	182	182	182	182
1994	Mar	183	183	183	183
1994	Apr	184	184	184	184
1994	May	185	185	185	185
1994	Jun	186	186	186	186
1994	Jul	187	187	187	187
1994	Aug	188	188	188	188
1994	Sep	189	189	189	189
1994	Oct	190	190	190	190
1994	Nov	191	191	191	191
1994	Dec	192	192	192	192
1995	Jan	193	193	193	193
1995	Feb	194	194	194	194
1995	Mar	195	195	195	195
1995	Apr	196	196	196	196
1995	May	197	197	197	197
1995	Jun	198	198	198	198
1995	Jul	199	199	199	199
1995	Aug	200	200	200	200
1995	Sep	201	201	201	201
1995	Oct	202	202	202	202
1995	Nov	203	203	203	203
1995	Dec	204	204	204	204
1996	Jan	205	205	205	20









Year	Income	Expenses	Net Income	Capital Gains	Losses
2011	100,000	(20,000)	80,000	10,000	(5,000)
2012	120,000	(25,000)	95,000	15,000	(7,000)
2013	110,000	(22,000)	88,000	12,000	(6,000)
2014	130,000	(28,000)	102,000	18,000	(8,000)
2015	140,000	(30,000)	110,000	20,000	(9,000)
2016	150,000	(32,000)	118,000	22,000	(10,000)
2017	160,000	(34,000)	126,000	24,000	(11,000)
2018	170,000	(36,000)	134,000	26,000	(12,000)
2019	180,000	(38,000)	142,000	28,000	(13,000)
2020	190,000	(40,000)	150,000	30,000	(14,000)
2021	200,000	(42,000)	158,000	32,000	(15,000)
2022	210,000	(44,000)	166,000	34,000	(16,000)
2023	220,000	(46,000)	174,000	36,000	(17,000)
2024	230,000	(48,000)	182,000	38,000	(18,000)
2025	240,000	(50,000)	190,000	40,000	(19,000)
2026	250,000	(52,000)	198,000	42,000	(20,000)
2027	260,000	(54,000)	206,000	44,000	(21,000)
2028	270,000	(56,000)	214,000	46,000	(22,000)
2029	280,000	(58,000)	222,000	48,000	(23,000)
2030	290,000	(60,000)	230,000	50,000	(24,000)
2031	300,000	(62,000)	238,000	52,000	(25,000)
2032	310,000	(64,000)	246,000	54,000	(26,000)
2033	320,000	(66,000)	254,000	56,000	(27,000)
2034	330,000	(68,000)	262,000	58,000	(28,000)
2035	340,000	(70,000)	270,000	60,000	(29,000)
2036	350,000	(72,000)	278,000	62,000	(30,000)
2037	360,000	(74,000)	286,000	64,000	(31,000)
2038	370,000	(76,000)	294,000	66,000	(32,000)
2039	380,000	(78,000)	302,000	68,000	(33,000)
2040	390,000	(80,000)	310,000	70,000	(34,000)
2041	400,000	(82,000)	318,000	72,000	(35,000)
2042	410,000	(84,000)	326,000	74,000	(36,000)
2043	420,000	(86,000)	334,000	76,000	(37,000)
2044	430,000	(88,000)	342,000	78,000	(38,000)
2045	440,000	(90,000)	350,000	80,000	(39,000)
2046	450,000	(92,000)	358,000	82,000	(40,000)
2047	460,000	(94,000)	366,000	84,000	(41,000)
2048	470,000	(96,000)	374,000	86,000	(42,000)
2049	480,000	(98,000)	382,000	88,000	(43,000)
2050	490,000	(100,000)	390,000	90,000	(44,000)
2051	500,000	(102,000)	398,000	92,000	(45,000)
2052	510,000	(104,000)	406,000	94,000	(46,000)
2053	520,000	(106,000)	414,000	96,000	(47,000)
2054	530,000	(108,000)	422,000	98,000	(48,000)
2055	540,000	(110,000)	430,000	100,000	(49,000)
2056	550,000	(112,000)	438,000	102,000	(50,000)
2057	560,000	(114,000)	446,000	104,000	(51,000)
2058	570,000	(116,000)	454,000	106,000	(52,000)
2059	580,000	(118,000)	462,000	108,000	(53,000)
2060	590,000	(120,000)	470,000	110,000	(54,000)
2061	600,000	(122,000)	478,000	112,000	(55,000)
2062	610,000	(124,000)	486,000	114,000	(56,000)
2063	620,000	(126,000)	494,000	116,000	(57,000)
2064	630,000	(128,000)	502,000	118,000	(58,000)
2065	640,000	(130,000)	510,000	120,000	(59,000)
2066	650,000	(132,000)	518,000	122,000	(60,000)
2067	660,000	(134,000)	526,000	124,000	(61,000)
2068	670,000	(136,000)	534,000	126,000	(62,000)
2069	680,000	(138,000)	542,000	128,000	(63,000)
2070	690,000	(140,000)	550,000	130,000	(64,000)
2071	700,000	(142,000)	558,000	132,000	(65,000)
2072	710,000	(144,000)	566,000	134,000	(66,000)
2073	720,000	(146,000)	574,000	136,000	(67,000)
2074	730,000	(148,000)	582,000	138,000	(68,000)
2075	740,000	(150,000)	590,000	140,000	(69,000)
2076	750,000	(152,000)	598,000	142,000	(70,000)
2077	760,000	(154,000)	606,000	144,000	(71,000)
2078	770,000	(156,000)	614,000	146,000	(72,000)
2079	780,000	(158,000)	622,000	148,000	(73,000)
2080	790,000	(160,000)	630,000	150,000	(74,000)
2081	800,000	(162,000)	638,000	152,000	(75,000)
2082	810,000	(164,000)	646,000	154,000	(76,000)
2083	820,000	(166,000)	654,000	156,000	(77,000)
2084	830,000	(168,000)	662,000	158,000	(78,000)
2085	840,000	(170,000)	670,000	160,000	(79,000)
2086	850,000	(172,000)	678,000	162,000	(80,000)
2087	860,000	(174,000)	686,000	164,000	(81,000)
2088	870,000	(176,000)	694,000	166,000	(82,000)
2089	880,000	(178,000)	702,000	168,000	(83,000)
2090	890,000	(180,000)	710,000	170,000	(84,000)
2091	900,000	(182,000)	718,000	172,000	(85,000)
2092	910,000	(184,000)	726,000	174,000	(86,000)
2093	920,000	(186,000)	734,000	176,000	(87,000)
2094	930,000	(188,000)	742,000	178,000	(88,000)
2095	940,000	(190,000)	750,000	180,000	(89,000)
2096	950,000	(192,000)	758,000	182,000	(90,000)
2097	960,000	(194,000)	766,000	184,000	(91,000)
2098	970,000	(196,000)	774,000	186,000	(92,000)
2099	980,000	(198,000)	782,000	188,000	(93,000)
2100	990,000	(200,000)	790,000	190,000	(94,000)
2101	1,000,000	(202,000)	798,000	192,000	(95,000)
2102	1,010,000	(204,000)	806,000	194,000	(96,000)
2103	1,020,000	(206,000)	814,000	196,000	(97,000)
2104	1,030,000	(208,000)	822,000	198,000	(98,000)
2105	1,040,000	(210,000)	830,000	200,000	(99,000)
2106	1,050,000	(212,000)	838,000	202,000	(100,000)
2107	1,060,000	(214,000)	846,000	204,000	(101,000)
2108	1,070,000	(216,000)	854,000	206,000	(102,000)
2109	1,080,000	(218,000)	862,000	208,000	(103,000)
2110	1,090,000	(220,000)	870,000	210,000	(104,000)
2111	1,100,000	(222,000)	878,000	212,000	(105,000)
2112	1,110,000	(224,000)	886,000	214,000	(106,000)
2113	1,120,000	(226,000)	894,000	216,000	(107,000)
2114	1,130,000	(228,000)	902,000	218,000	(108,000)
2115	1,140,000	(230,000)	910,000	220,000	(109,000)
2116	1,150,000	(232,000)	918,000	222,000	(110,000)
2117	1,160,000	(234,000)	926,000	224,000	(111,000)
2118	1,170,000	(236,000)	934,000	226,000	(112,000)
2119	1,180,000	(238,000)	942,000	228,000	(113,000)
2120	1,190,000	(240,000)	950,000	230,000	(114,000)
2121	1,200,000	(242,000)	958,000	232,000	(115,000)
2122	1,210,000	(244,000)	966,000	234,000	(116,000)
2123	1,220,000	(246,000)	974,000	236,000	(117,000)
2124	1,230,000	(248,000)	982,000	238,000	(118,000)
2125	1,240,000	(250,000)	990,000	240,000	(119,000)
2126	1,250,000	(252,000)	998,000	242,000	(120,000)
2127	1,260,000	(254,000)	1,006,000	244,000	(121,000)
2128	1,270,000	(256,000)	1,014,000	246,000	(122,000)
2129	1,280,000	(258,000)	1,022,000	248,000	(123,000)
2130	1,290,000	(260,000)	1,030,000	250,000	(124,000)
2131	1,300,000	(262,000)	1,038,000	252,000	(125,000)
2132	1,310,000	(264,000)	1,046,000	254,000	(126,000)
2133	1,320,000	(266,000)	1,054,000	256,000	(127,000)
2134	1,330,000	(268,000)	1,062,000	258,000	(128,000)
2135	1,340,000	(270,000)	1,070,000	260,000	(129,000)
2136	1,350,000	(272,000)	1,078,000	262,000	(130,000)
2137	1,360,000	(274,000)	1,086,000	264,000	(131,000)
2138	1,370,000	(276,000)	1,094,000	266,000	(132,000)
2139	1,380,000	(278,000)	1,102,000	268,000	(133,000)
2140	1,390,000	(280,000)	1,110,000	270,000	(134,000)
2141	1,400,000	(282,000)	1,118,000	272,000	(135,000)
2142	1,410,000	(284,000)	1,126,000	274,000	(136,000)
2143	1,420,000	(286,000)	1,134,000	276,000	(137,000)
2144	1,430,000	(288,000)	1,142,000	278,000	(138,000)
2145	1,440,000	(290,000)	1,150,000	280,000	(139,000)
2146	1,450,000	(292,000)	1,158,000	282,000	(140,000)
2147	1,460,000	(294,000)	1,166,000	284,000	(141,000)
2148	1,470,000	(296,000)	1,174,000	286,000	(142,000)
2149	1,480,000	(298,000)	1,182,000	288,000	(143,000)
2150	1,490,000	(300,000)	1,190,000	290,000	(144,000)
2151	1,500,000	(302,000)	1,198,000	292,000	(145,000)
2152	1,510,000	(304,000)	1,206,000	294,000	(146,000)
2153	1,520,000	(306,000)	1,214,000	296,000	(147,000)
2154	1,530,000	(308,000)	1,222,000	298,000	(148,000)
2155	1,540,000	(310,000)	1,230,000	300,000	(149,000)
2156	1,550,000	(312,000)	1,238,000	302,000	(150,000)
2157	1,560,000	(314,000)	1,246,000	304,000	(151,000)
2158	1,570,000	(316,000)	1,254,000	306,000	(152,000)
2159	1,580,000	(318,000)	1,262,000	308,000	

STATEMENT OF RECEIPTS

FOR THE YEAR ENDED 31/03/2014

DATE	DESCRIPTION	AMOUNT	CUMULATIVE	BALANCE
01/04/13	Balance forward	1,000.00	1,000.00	1,000.00
05/04/13	Donation from Mr. Smith	500.00	1,500.00	1,500.00
12/04/13	Donation from Mrs. Jones	250.00	1,750.00	1,750.00
18/04/13	Donation from Mr. Brown	100.00	1,850.00	1,850.00
25/04/13	Donation from Mrs. White	150.00	2,000.00	2,000.00
02/05/13	Donation from Mr. Green	300.00	2,300.00	2,300.00
09/05/13	Donation from Mrs. Black	200.00	2,500.00	2,500.00
16/05/13	Donation from Mr. Grey	150.00	2,650.00	2,650.00
23/05/13	Donation from Mrs. Gold	100.00	2,750.00	2,750.00
30/05/13	Donation from Mr. Silver	250.00	3,000.00	3,000.00
06/06/13	Donation from Mrs. Copper	180.00	3,180.00	3,180.00
13/06/13	Donation from Mr. Iron	120.00	3,300.00	3,300.00
20/06/13	Donation from Mrs. Lead	100.00	3,400.00	3,400.00
27/06/13	Donation from Mr. Zinc	150.00	3,550.00	3,550.00
04/07/13	Donation from Mrs. Nickel	100.00	3,650.00	3,650.00
11/07/13	Donation from Mr. Cobalt	150.00	3,800.00	3,800.00
18/07/13	Donation from Mrs. Manganese	100.00	3,900.00	3,900.00
25/07/13	Donation from Mr. Cadmium	100.00	4,000.00	4,000.00
01/08/13	Donation from Mrs. Arsenic	100.00	4,100.00	4,100.00
08/08/13	Donation from Mr. Selenium	100.00	4,200.00	4,200.00
15/08/13	Donation from Mrs. Bromine	100.00	4,300.00	4,300.00
22/08/13	Donation from Mr. Iodine	100.00	4,400.00	4,400.00
29/08/13	Donation from Mrs. Fluorine	100.00	4,500.00	4,500.00
05/09/13	Donation from Mr. Chlorine	100.00	4,600.00	4,600.00
12/09/13	Donation from Mrs. Sulfur	100.00	4,700.00	4,700.00
19/09/13	Donation from Mr. Phosphorus	100.00	4,800.00	4,800.00
26/09/13	Donation from Mrs. Nitrogen	100.00	4,900.00	4,900.00
03/10/13	Donation from Mr. Oxygen	100.00	5,000.00	5,000.00
10/10/13	Donation from Mrs. Hydrogen	100.00	5,100.00	5,100.00
17/10/13	Donation from Mr. Helium	100.00	5,200.00	5,200.00
24/10/13	Donation from Mrs. Neon	100.00	5,300.00	5,300.00
31/10/13	Donation from Mr. Argon	100.00	5,400.00	5,400.00
07/11/13	Donation from Mrs. Krypton	100.00	5,500.00	5,500.00
14/11/13	Donation from Mr. Xenon	100.00	5,600.00	5,600.00
21/11/13	Donation from Mrs. Radon	100.00	5,700.00	5,700.00
28/11/13	Donation from Mr. Francium	100.00	5,800.00	5,800.00
05/12/13	Donation from Mrs. Radium	100.00	5,900.00	5,900.00
12/12/13	Donation from Mr. Actinium	100.00	6,000.00	6,000.00
19/12/13	Donation from Mrs. Thorium	100.00	6,100.00	6,100.00
26/12/13	Donation from Mr. Protactinium	100.00	6,200.00	6,200.00
02/01/14	Donation from Mrs. Uranium	100.00	6,300.00	6,300.00
09/01/14	Donation from Mr. Neptunium	100.00	6,400.00	6,400.00
16/01/14	Donation from Mrs. Plutonium	100.00	6,500.00	6,500.00
23/01/14	Donation from Mr. Americium	100.00	6,600.00	6,600.00
30/01/14	Donation from Mrs. Curium	100.00	6,700.00	6,700.00
06/02/14	Donation from Mr. Bismuth	100.00	6,800.00	6,800.00
13/02/14	Donation from Mrs. Polonium	100.00	6,900.00	6,900.00
20/02/14	Donation from Mr. Astatine	100.00	7,000.00	7,000.00
27/02/14	Donation from Mrs. Tellurium	100.00	7,100.00	7,100.00
06/03/14	Donation from Mr. Antimony	100.00	7,200.00	7,200.00
13/03/14	Donation from Mrs. Arsenic	100.00	7,300.00	7,300.00
20/03/14	Donation from Mr. Selenium	100.00	7,400.00	7,400.00
27/03/14	Donation from Mrs. Bromine	100.00	7,500.00	7,500.00
04/04/14	Donation from Mr. Iodine	100.00	7,600.00	7,600.00
11/04/14	Donation from Mrs. Sulfur	100.00	7,700.00	7,700.00
18/04/14	Donation from Mr. Phosphorus	100.00	7,800.00	7,800.00
25/04/14	Donation from Mrs. Nitrogen	100.00	7,900.00	7,900.00
02/05/14	Donation from Mr. Oxygen	100.00	8,000.00	8,000.00
09/05/14	Donation from Mrs. Hydrogen	100.00	8,100.00	8,100.00
16/05/14	Donation from Mr. Helium	100.00	8,200.00	8,200.00
23/05/14	Donation from Mrs. Neon	100.00	8,300.00	8,300.00
30/05/14	Donation from Mr. Argon	100.00	8,400.00	8,400.00
06/06/14	Donation from Mrs. Krypton	100.00	8,500.00	8,500.00
13/06/14	Donation from Mr. Xenon	100.00	8,600.00	8,600.00
20/06/14	Donation from Mrs. Radon	100.00	8,700.00	8,700.00
27/06/14	Donation from Mr. Francium	100.00	8,800.00	8,800.00
04/07/14	Donation from Mrs. Radium	100.00	8,900.00	8,900.00
11/07/14	Donation from Mr. Actinium	100.00	9,000.00	9,000.00
18/07/14	Donation from Mrs. Thorium	100.00	9,100.00	9,100.00
25/07/14	Donation from Mr. Protactinium	100.00	9,200.00	9,200.00
01/08/14	Donation from Mrs. Uranium	100.00	9,300.00	9,300.00
08/08/14	Donation from Mr. Neptunium	100.00	9,400.00	9,400.00
15/08/14	Donation from Mrs. Plutonium	100.00	9,500.00	9,500.00
22/08/14	Donation from Mr. Americium	100.00	9,600.00	9,600.00
29/08/14	Donation from Mrs. Curium	100.00	9,700.00	9,700.00
05/09/14	Donation from Mr. Bismuth	100.00	9,800.00	9,800.00
12/09/14	Donation from Mrs. Polonium	100.00	9,900.00	9,900.00
19/09/14	Donation from Mr. Astatine	100.00	10,000.00	10,000.00
26/09/14	Donation from Mrs. Tellurium	100.00	10,100.00	10,100.00
03/10/14	Donation from Mr. Antimony	100.00	10,200.00	10,200.00
10/10/14	Donation from Mrs. Arsenic	100.00	10,300.00	10,300.00
17/10/14	Donation from Mr. Selenium	100.00	10,400.00	10,400.00
24/10/14	Donation from Mrs. Bromine	100.00	10,500.00	10,500.00
31/10/14	Donation from Mr. Iodine	100.00	10,600.00	10,600.00
07/11/14	Donation from Mrs. Sulfur	100.00	10,700.00	10,700.00
14/11/14	Donation from Mr. Phosphorus	100.00	10,800.00	10,800.00
21/11/14	Donation from Mrs. Nitrogen	100.00	10,900.00	10,900.00
28/11/14	Donation from Mr. Oxygen	100.00	11,000.00	11,000.00
05/12/14	Donation from Mrs. Hydrogen	100.00	11,100.00	11,100.00
12/12/14	Donation from Mr. Helium	100.00	11,200.00	11,200.00
19/12/14	Donation from Mrs. Neon	100.00	11,300.00	11,300.00
26/12/14	Donation from Mr. Argon	100.00	11,400.00	11,400.00
02/01/15	Donation from Mrs. Krypton	100.00	11,500.00	11,500.00
09/01/15	Donation from Mr. Xenon	100.00	11,600.00	11,600.00
16/01/15	Donation from Mrs. Radon	100.00	11,700.00	11,700.00
23/01/15	Donation from Mr. Francium	100.00	11,800.00	11,800.00
30/01/15	Donation from Mrs. Radium	100.00	11,900.00	11,900.00
06/02/15	Donation from Mr. Actinium	100.00	12,000.00	12,000.00
13/02/15	Donation from Mrs. Thorium	100.00	12,100.00	12,100.00
20/02/15	Donation from Mr. Protactinium	100.00	12,200.00	12,200.00
27/02/15	Donation from Mrs. Uranium	100.00	12,300.00	12,300.00
06/03/15	Donation from Mr. Neptunium	100.00	12,400.00	12,400.00
13/03/15	Donation from Mrs. Plutonium	100.00	12,500.00	12,500.00
20/03/15	Donation from Mr. Americium	100.00	12,600.00	12,600.00
27/03/15	Donation from Mrs. Curium	100.00	12,700.00	12,700.00
04/04/15	Donation from Mr. Bismuth	100.00	12,800.00	12,800.00
11/04/15	Donation from Mrs. Polonium	100.00	12,900.00	12,900.00
18/04/15	Donation from Mr. Astatine	100.00	13,000.00	13,000.00
25/04/15	Donation from Mrs. Tellurium	100.00	13,100.00	13,100.00
02/05/15	Donation from Mr. Antimony	100.00	13,200.00	13,200.00
09/05/15	Donation from Mrs. Arsenic	100.00	13,300.00	13,300.00
16/05/15	Donation from Mr. Selenium	100.00	13,400.00	13,400.00
23/05/15	Donation from Mrs. Bromine	100.00	13,500.00	13,500.00
30/05/15	Donation from Mr. Iodine	100.00	13,600.00	13,600.00
06/06/15	Donation from Mrs. Sulfur	100.00	13,700.00	13,700.00
13/06/15	Donation from Mr. Phosphorus	100.00	13,800.00	13,800.00
20/06/15	Donation from Mrs. Nitrogen	100.00	13,900.00	13,900.00
27/06/15	Donation from Mr. Oxygen	100.00	14,000.00	14,000.00
04/07/15	Donation from Mrs. Hydrogen	100.00	14,100.00	14,100.00
11/07/15	Donation from Mr. Helium	100.00	14,200.00	14,200.00
18/07/15	Donation from Mrs. Neon	100.00	14,300.00	14,300.00
25/07/15	Donation from Mr. Argon	100.00	14,400.00	14,400.00
01/08/15	Donation from Mrs. Krypton	100.00	14,500.00	14,500.00
08/08/15	Donation from Mr. Xenon	100.00	14,600.00	14,600.00
15/08/15	Donation from Mrs. Radon	100.00	14,700.00	14,700.00
22/08/15	Donation from Mr. Francium	100.00	14,800.00	14,800.00
29/08/15	Donation from Mrs. Radium	100.00	14,900.00	14,900.00
05/09/15	Donation from Mr. Actinium	100.00	15,000.00	15,000.00
12/09/15	Donation from Mrs. Thorium	100.00	15,100.00	15,100.00
19/09/15	Donation from Mr. Protactinium	100.00	15,200.00	15,200.00
26/09/15	Donation from Mrs. Uranium	100.00	15,300.00	15,300.00
03/10/15	Donation from Mr. Neptunium	100.00	15,400.00	15,400.00
10/10/15	Donation from Mrs. Plutonium	100.00	15,500.00	15,500.00
17/10/15	Donation from Mr. Americium	100.00	15,600.00	15,600.00
24/10/15	Donation from Mrs. Curium	100.00	15,700.00	15,700.00
31/10/15	Donation from Mr. Bismuth	100.00	15,800.00	15,800.00
07/11/15	Donation from Mrs. Polonium	100.00	15,900.00	15,900.00
14/11/15	Donation from Mr. Astatine	100.00	16,000.00	16,000.00
21/11/15	Donation from Mrs. Tellurium	100.00	16,100.00	16,100.00
28/11/15	Donation from Mr. Antimony	100.00	16,200.00	16,200.00
05/12/15	Donation from Mrs. Arsenic	100.00	16,300.00	16,300.00
12/12/15	Donation from Mr. Selenium	100.00	16,400.00	16,400.00
19/12/15	Donation from Mrs. Bromine	100.00	16,500.00	16,500.00
26/12/15	Donation from Mr. Iodine	100.00	16,600.00	16,600.00
02/01/16	Donation from Mrs. Sulfur	100.00	16,700.00	16,700.00
09/01/16	Donation from Mr. Phosphorus	100.00	16,800.00	16,800.00
16/01/16	Donation from Mrs. Nitrogen	100.00	16,900.00	16,900.00
23/01/16	Donation from Mr. Oxygen	100.00	17,000.00	17,000.00
30/01/16	Donation from Mrs. Hydrogen	100.00	17,100.00	17,100.00
06/02/16	Donation from Mr. Helium	100.00	17,200.00	17,200.00
13/02/16	Donation from Mrs. Neon	100.00	17,300.00	17,300.00
20/02/16	Donation from Mr. Argon	100.00	17,400.00	17,400.00
27/02/16	Donation from Mrs. Krypton	100.00	17,500.00	17,500.00
06/03/16	Donation from Mr. Xenon	100.00	17,600.00	17,600.00
13/03/16	Donation from Mrs. Radon	100.00	17,700.00	17,700.00
20/03/16	Donation from Mr. Francium	100.00	17,800.00	17,800.00
27/03/16	Donation from Mrs. Radium	100.00	17,900.00	17,900.00
04/04/16	Donation from Mr. Actinium	100.00	18,000.00	18,000.00
11/04/16	Donation from Mrs. Thorium	100.00	18,100.00	18,100.00
18/04/16	Donation from Mr. Protactinium	100.00	18,200.00	18,200.00
25/04/16	Donation from Mrs. Uranium	100.00	18,300.00	18,300.00
02/05/16	Donation from Mr. Neptunium	100.00	18,400.00	18,40



1. Name of the person(s) who has/have been appointed as the member(s) of the committee: \_\_\_\_\_

2. Name of the person(s) who has/have been appointed as the member(s) of the committee: \_\_\_\_\_

3. Name of the person(s) who has/have been appointed as the member(s) of the committee: \_\_\_\_\_

4. Name of the person(s) who has/have been appointed as the member(s) of the committee: \_\_\_\_\_

5. Name of the person(s) who has/have been appointed as the member(s) of the committee: \_\_\_\_\_

6. Name of the person(s) who has/have been appointed as the member(s) of the committee: \_\_\_\_\_

7. Name of the person(s) who has/have been appointed as the member(s) of the committee: \_\_\_\_\_



8. Name of the person(s) who has/have been appointed as the member(s) of the committee: \_\_\_\_\_



S.No	Full Name	Qualification	MR No	Qual. Title	Dept. & of Home	Date of Joining	Designation	Status	Current Post	Year
10	Prasanna Kumar Kumar	B.Tech (IT) Graduate	BT011126	B.Tech System Administration	Dept of Information	01.10.2010	Junior Assistant	Assumed	Deputy Class	20
11	M. Suresh Kumar	B.Tech (IT) Graduate	BT011127	B.Tech System Administration	Dept of Information	01.10.2010	Junior	Assumed	Deputy Class	20
12	M. Suresh Kumar Kumar	B.Tech (IT) Graduate	BT011128	B.Tech System Administration	Dept of Information	01.10.2010	Junior	Assumed	Deputy Class	20
13	M. Suresh Kumar Kumar	B.Tech (IT) Graduate	BT011129	B.Tech System Administration	Dept of Information	01.10.2010	Junior	Assumed	Deputy Class	20
14	M. Suresh Kumar Kumar	B.Tech (IT) Graduate	BT011130	B.Tech System Administration	Dept of Information	01.10.2010	Junior	Assumed	Deputy Class	20
15	M. Suresh Kumar Kumar	B.Tech (IT) Graduate	BT011131	B.Tech System Administration	Dept of Information	01.10.2010	Junior	Assumed	Deputy Class	20
16	M. Suresh Kumar Kumar	B.Tech (IT) Graduate	BT011132	B.Tech System Administration	Dept of Information	01.10.2010	Junior	Assumed	Deputy Class	20
17	M. Suresh Kumar Kumar	B.Tech (IT) Graduate	BT011133	B.Tech System Administration	Dept of Information	01.10.2010	Junior	Assumed	Deputy Class	20
18	M. Suresh Kumar Kumar	B.Tech (IT) Graduate	BT011134	B.Tech System Administration	Dept of Information	01.10.2010	Junior	Assumed	Deputy Class	20
19	M. Suresh Kumar Kumar	B.Tech (IT) Graduate	BT011135	B.Tech System Administration	Dept of Information	01.10.2010	Junior	Assumed	Deputy Class	20
20	M. Suresh Kumar Kumar	B.Tech (IT) Graduate	BT011136	B.Tech System Administration	Dept of Information	01.10.2010	Junior	Assumed	Deputy Class	20







Sl. No.	Name of Candidate	Roll No.	Grade	Department	Qualification	Teaching Experience	Date of Birth	Category	Post No.
1	ANITA K H S J GCE	201900001	11th	Dept of Mathematics	B. Ed in Mathematics	2 years 10 months	01-07-88	Teacher	21101
2	KRISHNA K H S J	201900002	11th	Dept of Mathematics	B. Ed in Mathematics	1 year 10 months	01-12-87	Teacher	21101
3	CHANDRA K H S J	201900003	11th	Dept of Mathematics	B. Ed in Mathematics	1 year 10 months	01-07-88	Teacher	21101
4	ANITA K H S J	201900004	11th	Dept of Mathematics	B. Ed in Mathematics	2 years 11 months	01-07-88	Teacher	21101
5	CHANDRA K H S J	201900005	11th	Dept of Mathematics	B. Ed in Mathematics	1 year 10 months	01-07-88	Teacher	21101
6	ANITA K H S J	201900006	11th	Dept of Mathematics	B. Ed in Mathematics	2 years 11 months	01-07-88	Teacher	21101
7	CHANDRA K H S J	201900007	11th	Dept of Mathematics	B. Ed in Mathematics	2 years 11 months	01-07-88	Teacher	21101
8	ANITA K H S J	201900008	11th	Dept of Mathematics	B. Ed in Mathematics	2 years 11 months	01-07-88	Teacher	21101
9	CHANDRA K H S J	201900009	11th	Dept of Mathematics	B. Ed in Mathematics	2 years 11 months	01-07-88	Teacher	21101





Sl. No.	F. B. Name	Dept.	Roll No.	Department Name	Qualification	Teaching Experience	Date of Joining	Designation	Presented Program No.
01	NEELU MAYABOORU	Engineering	1070301	Dept. of Mechanical	B.Tech M.Tech Ph.D.	1 year (Centre Level)	21/01/2019	Lecturer	2023
02	DR. J. SURESH KUMAR MAYABOORU	International Studies	1070302	Dept. of International Studies	B.Tech M.Tech M.Phil Ph.D.	1 year (Centre Level)	21/01/2019	Lecturer	2024
03	DR. J. SURESH KUMAR MAYABOORU	International Studies	21502000	Dept. of International Studies	B.Tech M.Tech Ph.D.	1 year (Centre Level)	24/01/2019	Lecturer (01110)	2024
04	DR. SURESH KUMAR MAYABOORU	International Studies	21502001	Dept. of International Studies	B.Tech M.Tech Ph.D.	1 year (Centre Level)	24/01/2019	Lecturer	2024
05	DR. SURESH KUMAR MAYABOORU	International Studies	21502002	Dept. of International Studies	B.Tech M.Tech Ph.D.	1 year (Centre Level)	24/01/2019	Lecturer	2024
06	DR. SURESH KUMAR MAYABOORU	International Studies	21502003	Dept. of International Studies	B.Tech M.Tech Ph.D.	1 year (Centre Level)	24/01/2019	Lecturer	2024
07	DR. SURESH KUMAR MAYABOORU	International Studies	21502004	Dept. of International Studies	B.Tech M.Tech Ph.D.	1 year (Centre Level)	24/01/2019	Lecturer	2024
08	DR. SURESH KUMAR MAYABOORU	International Studies	21502005	Dept. of International Studies	B.Tech M.Tech Ph.D.	1 year (Centre Level)	24/01/2019	Lecturer	2024
09	DR. SURESH KUMAR MAYABOORU	International Studies	21502006	Dept. of International Studies	B.Tech M.Tech Ph.D.	1 year (Centre Level)	24/01/2019	Lecturer	2024
10	DR. SURESH KUMAR MAYABOORU	International Studies	21502007	Dept. of International Studies	B.Tech M.Tech Ph.D.	1 year (Centre Level)	24/01/2019	Lecturer	2024
11	DR. SURESH KUMAR MAYABOORU	International Studies	21502008	Dept. of International Studies	B.Tech M.Tech Ph.D.	1 year (Centre Level)	24/01/2019	Lecturer	2024
12	DR. SURESH KUMAR MAYABOORU	International Studies	21502009	Dept. of International Studies	B.Tech M.Tech Ph.D.	1 year (Centre Level)	24/01/2019	Lecturer	2024



Sl. No.	Full Name	Sex	Mobile	Department Name	Qualification (with Registration)	Teaching Experience	Date of Joining	Employer	Particular Registration No.
21	Sanku Ghoshal	MALE	9876543210	DEPT OF Mechanical Engineering	B.TECH	5 Years	15/06/2017	Private Sector	
22	Ujjwal Ghosh	MALE	9876543210	DEPT OF Mechanical Engg	B.TECH	5 Years	15/06/2017	Private Sector	8024

Showing 1 to 2 of 2 records

Page 1 of 1

### College Faculty's Dashboard

1234 5 - 4567

SEARCH

Sl. No.	Full Name	Sex	Mobile	Department Name	Qualification	Teaching Experience	Date of Joining	Employer	Particular Registration No.	Subject Registration No.
No Data available in table										

Showing 1 to 1 of 1 records

Page 1 of 1

2024/01/15 10:30 AM



*[Handwritten Signature]*  
 Name:  
 Address:  
 Contact No.:







The above approval is extended subject to the condition of endorsement of Union Voucher  
of all the selected Drugs of Category C and D by the competent authority as communicated  
to you through the (G.O. No. 100/2005) and University Circular dated 21st July 2005. The  
Principal will be responsible for obtaining the requisite endorsement in the above format.

Yours faithfully,

**DIRECTOR,**  
Board of College and  
University Management.

Copy forwarded with comments to the Joint Director, Technical Education, Bangalore  
Region, Bangalore for information.  
Copy to the Deputy Registrar, Special, City 100, Government Veterinary College  
University, Bangalore, for information.

Copy to :

1. Mr. A.H. Hanumanthappa, Avanthi Sakshina Prasad, Street: K.T. Path, College of Pharmacy,  
Nagar, Basoli Road, Bangalore.
2. Mr. Udaya Srinivas Hanumanthappa, Avanthi Sakshina Prasad, Street: K.T. Path, College of Pharmacy,  
Nagar, Basoli Road, Bangalore.
3. Mr. Hanumanthappa, Avanthi Sakshina Prasad, Street: K.T. Path, College of Pharmacy,  
Nagar, Basoli Road, Bangalore.

**DIRECTOR,**  
Board of College and  
University Management.



## Regarding for Post Sanction Letter for Approval Process of B. Pharmacy \_Inst code 1204

Yashraj

Vidyaloka Institute Of Pharmacy -10M4pharm@rediffmail.com  
Tirumala@yashraj.in, yashraj@rediffmail.com  
Cell: 9849352000

Thu, Oct 23, 2023 at 8:12 PM

Respected Sir,

Please find attached copy of Request of post Sanction letter for Approval process of B. Pharmacy

Details for Installation are as follows:

Name: Dr B K Technical Educational &amp; Research Trust

Vidyaloka Institute of Pharmacy

Course: Bachelor of Pharmacy (B.Ph. 2008-1204)

Index: 100

Address: Gurukul 114 Anjanahad, Borela P.O., Warangal - 506005

This is for your information and kind consideration please.

Thanking you,

Principal

(Vidyaloka Institute of Pharmacy)

Approval Process Letter\_Inst code 1204.pdf  
3 KB

  
Principal  
Vidyaloka Institute of Pharmacy  
Borela P.O., Warangal



# डॉ. बाबाराहेब आंबेडकर तंत्रशास्त्र विद्यापीठ, लोणेरे

Dr. Babasaheb Ambedkar Technological University, Lonere  
Masthead Road, Lonere - 422002, Dist. Solapur - Maharashtra  
Tel: 021421 23142 Fax: 02142 23142  
Website: www.abtu.ac.in Email: registrar@abtu.ac.in

Dr. Bhagawan V. Ingi  
Registrar

डॉ. भगवान व. अंगी  
कुलसचिव

Date: 27 APR 2022

Dr. A. A. Jadhav, Principal, DTE, Solapur

Subject: Transfer of Approval for the post of Principal, DTE, Solapur.  
Reference: 1. Your Application SK/IT/1/1/2022 dated 19/04/2022  
2. Resolution passed by the Board of Studies, Maharashtra State  
3. DTE, Solapur, Maharashtra, Maharashtra State  
4. Minutes of the 97th Academic Council meeting, DTE, Solapur

Respected Sir,

With reference to above subject and your application in reference, as above, you are hereby informed that the University approved the extension of services of Dr. Vishwanath Sonjar as a leading Principal during 2020-2021 to 2022.

1. As per the 117th of State and Regulations of Dr. Babasaheb Ambedkar Technological University, Solapur.
2. The University Principal/Member will not take any policy related decisions and New Admissions except for salary and day to day working of the college.
3. The Society will appoint a regular or casual Principal/Teacher through proper advertisement with the approval from University which will be needed.
4. No further extension will be given to the existing Principal/Teacher.
5. The University reserves all the rights in relation to approval, salary, working any extension or any other.

Further, to inform you that the University will exercise its rights in relation to approval, salary and working any extension or any other. The qualifications/Conditions need to be taken into consideration are stated by the competent authority.



Dr. B. V. Ingi  
Registrar

REGISTRAR

Dr. Babasaheb Ambedkar Technological University, Lonere - 422002, Dist. Solapur - Maharashtra

Dr. B. V. Ingi

Dr. Babasaheb Ambedkar Technological University, Lonere - 422002, Dist. Solapur - Maharashtra

Copy for information to:

Hon'ble Vice-Chancellor, Dr. Hanumanth Aravind, Technological University, Lonere.

Copy to:

- 1. General Section, Dr. Hanumanth Aravind, Technological University, Lonere.
- 2. Academic Section, Dr. Hanumanth Aravind, Technological University, Lonere.
- 3. Library Section, Dr. Hanumanth Aravind, Technological University, Lonere.
- 4. To Director, Dr. S. K. Technological Education and Research Trust (Wardha), Wardha Institute of Pharmacy, Wardha.



  
Dr. Hanumanth Aravind  
Vice-Chancellor  
Technological University, Lonere







ಕರ್ನಾಟಕ ಸರ್ಕಾರ

ಕರ್ನಾಟಕ ಸರ್ಕಾರದ ಸಚಿವರುಗಳ ಕಛೇರಿ, ಬೆಂಗಳೂರು

ದಿನಾಂಕ: 15/05/2023

ಶಿಬಿರದ ವಿಷಯದಲ್ಲಿ ಸರ್ಕಾರದ ನಿರ್ದೇಶನ



ಶಿಬಿರದ ವಿಷಯದಲ್ಲಿ ಸರ್ಕಾರದ ನಿರ್ದೇಶನ

ದಿನಾಂಕ: 15/05/2023

ಶಿಬಿರದ ವಿಷಯದಲ್ಲಿ ಸರ್ಕಾರದ ನಿರ್ದೇಶನ

ಶಿಬಿರದ ವಿಷಯದಲ್ಲಿ ಸರ್ಕಾರದ ನಿರ್ದೇಶನ

ಶಿಬಿರದ ವಿಷಯದಲ್ಲಿ ಸರ್ಕಾರದ ನಿರ್ದೇಶನ

ಶಿಬಿರದ ವಿಷಯದಲ್ಲಿ ಸರ್ಕಾರದ ನಿರ್ದೇಶನ

ಶಿಬಿರದ ವಿಷಯದಲ್ಲಿ ಸರ್ಕಾರದ ನಿರ್ದೇಶನ

ಶಿಬಿರದ ವಿಷಯದಲ್ಲಿ ಸರ್ಕಾರದ ನಿರ್ದೇಶನ	15/05/2023
ಶಿಬಿರದ ವಿಷಯದಲ್ಲಿ ಸರ್ಕಾರದ ನಿರ್ದೇಶನ	15/05/2023

ಶಿಬಿರದ ವಿಷಯದಲ್ಲಿ ಸರ್ಕಾರದ ನಿರ್ದೇಶನ

ಶಿಬಿರದ ವಿಷಯದಲ್ಲಿ ಸರ್ಕಾರದ ನಿರ್ದೇಶನ

ಶಿಬಿರದ ವಿಷಯದಲ್ಲಿ ಸರ್ಕಾರದ ನಿರ್ದೇಶನ



ಶಿಬಿರದ ವಿಷಯದಲ್ಲಿ ಸರ್ಕಾರದ ನಿರ್ದೇಶನ







# FILADMYC COUNCIL OF INDIA

Ministry of Health and Family Welfare  
Website: www.pfrda.in  
Contact: 011-296720-41/23/24

NDCC Centre, 1st Floor, Plot No. 2, Connaught Place  
Max Appartment, Mayapuri Phase I  
NEW DELHI - 110029

## TRIPINION LETTER

**Original Name:** **Final III - Dr. K. K. Lakshmi Educational And Research Trust, Filademy Institute Of Pharmacy, Anjal Fort, Kerala, India (Regd. No. 15/2016, Filademy No. FCI-275)**  
**State:** **KERALA**

**District:** **Alappuzha**

**Sub-District:** **Wadakkancherry**

**Town/Urban City/semi-urban:**

**Pin Code:** **686006**

**Site Address:**

With reference to the subject of the above, in pursuance of the approval of DCI under following details:



Sl. No.	Remarks	Remarks	Remarks
A. Pharm	Dr. B. Suresh Associate Technical Officer Licensing Section	Y.C. 011/11/2021/156/429 Overall approval for 2021-22 subject to the fulfilment of the pre-conditions for B-Form of FCI.	Approval
B. Pharm	The Registrar Medicine, FIC District Technical Licensing Kannur, Kerala Palakkad	IP 011/11/2021/156/429 Fulfillment of pre-conditions for 2021-22 subject to the fulfilment of pre-conditions.	Approval

Date: 15/11/2021

Copy to  
Principal of the Institute  
Principal of the college  
www.pfrda.in

Registrar of Pharmacy  
Alappuzha

For Acting Medical  
Registration Officer Secretary  
MCI

His Excellency Chairman of the Trustees of the

W. G. M. P. (1977)

State, Ministry of Education, Delhi, New, Government of India

  
The Director of the Department  
of Education



# Dr. Babasaheb Ambedkar Technological University

Warananagar, Lonere - Raigad - 421 007 (Maharashtra)  
Website: [www.dabtu.ac.in](http://www.dabtu.ac.in) | Phone: 020 221 1142

## Affiliation Section

August 11, 2021

Dr. T. D. Patil, Director, DABTU

To,  
The Director of Technical Education,  
Maharashtra State,  
Mumbai - 400 002

Sub: Dr. Babasaheb Ambedkar Technological University, Warananagar, Raigad - 421 007  
Ref: ALLTECH/2021/00001/01/22  
(As per the order of the Director of Technical Education, Maharashtra, Dated: 15/07/2021)

Dear Sir,

Your letter of the 24th July 2021 regarding the affiliation of the said university has been received. The same has been reviewed and the same is found to be in compliance with the provisions of the Act and the Rules made thereunder. The same is approved for the affiliation of the said university.

The Department of Technical Education, Maharashtra, is hereby informed that the same has been approved.

The approval of the Director of Technical Education, Maharashtra, is subject to the approval of the Government of Maharashtra.



Director,  
Technical Education,  
Maharashtra State

Copy submitted for information to the Director of Technical Education, Maharashtra, Mumbai.

Copy to:

1. The Director of Technical Education, Maharashtra, Mumbai.
2. The Director of Technical Education, Raigad, Maharashtra.
3. The Director of Technical Education, Maharashtra, Mumbai.
4. The Director of Technical Education, Maharashtra, Mumbai.
5. The Director of Technical Education, Maharashtra, Mumbai.

Director,  
Technical Education,  
Maharashtra State

**List of New Institutions Affiliated to  
Dr. Babasaheb Ambedkar Technological University**

No.	Name of Institution	Year	Level	Approval No.
1	Dr. Babasaheb Ambedkar Technological University, Warananagar	1983	U	1/1983
2	Dr. Babasaheb Ambedkar Technological University, Warananagar	1983	B.Tech	2/1983
3	Dr. Babasaheb Ambedkar Technological University, Warananagar	1983	M.Tech	3/1983
4	Dr. Babasaheb Ambedkar Technological University, Warananagar	1983	Ph.D	4/1983
5	Dr. Babasaheb Ambedkar Technological University, Warananagar	1983	U	5/1983
6	Dr. Babasaheb Ambedkar Technological University, Warananagar	1983	B.Tech	6/1983
7	Dr. Babasaheb Ambedkar Technological University, Warananagar	1983	M.Tech	7/1983
8	Dr. Babasaheb Ambedkar Technological University, Warananagar	1983	Ph.D	8/1983
9	Dr. Babasaheb Ambedkar Technological University, Warananagar	1983	U	9/1983
10	Dr. Babasaheb Ambedkar Technological University, Warananagar	1983	B.Tech	10/1983
11	Dr. Babasaheb Ambedkar Technological University, Warananagar	1983	M.Tech	11/1983
12	Dr. Babasaheb Ambedkar Technological University, Warananagar	1983	Ph.D	12/1983
13	Dr. Babasaheb Ambedkar Technological University, Warananagar	1983	U	13/1983
14	Dr. Babasaheb Ambedkar Technological University, Warananagar	1983	B.Tech	14/1983
15	Dr. Babasaheb Ambedkar Technological University, Warananagar	1983	M.Tech	15/1983
16	Dr. Babasaheb Ambedkar Technological University, Warananagar	1983	Ph.D	16/1983
17	Dr. Babasaheb Ambedkar Technological University, Warananagar	1983	U	17/1983
18	Dr. Babasaheb Ambedkar Technological University, Warananagar	1983	B.Tech	18/1983
19	Dr. Babasaheb Ambedkar Technological University, Warananagar	1983	M.Tech	19/1983
20	Dr. Babasaheb Ambedkar Technological University, Warananagar	1983	Ph.D	20/1983

  
 Registrar  
 Dr. Babasaheb Ambedkar Technological University  
 Warananagar

**REGISTRAR**  
 Dr. Babasaheb Ambedkar Technological University  
 Warananagar  
 Warananagar, Maharashtra




For and on behalf of  
 the Government of Maharashtra



	<p>Appointed Ex-Officio University of Lagos</p>	
<p>UTL/001/2022-2023</p> <p>Dr. S. A. Tolosa, Education of Age, Research, Training and Institute of Pharmacy</p>	<p><b>D. Phelan</b> The Secretary Member of Senate Board of Technical Education Govt. Polytechnic</p>	<p>Approved Letter of approval up to 2022-2023 academic session for 100 admissions for B.Pharm course.</p>

<p>Appl. of the Senate Panel 18/04/2022 R. Phelan</p>	<p>Technical 1st Floor, 4th, Koforodua, Ap. Yewa, Lagos State Koforodua MUSIBA - 100 151</p>	<p>R. Phelan Letter of approval for 2022-2023 academic session for the enrolment of 200 year 1 for 100 admissions for B.Pharm course. Admission 100 (200) for 2022-2023 academic session in 1st year.</p>
	<p><b>R. Phelan</b> The Registrar Deputy of Technical University of Lagos</p>	

<p>UTL/001/2022-2023</p> <p>Mr. Joseph Oremu Okuboh Principal, Maritime Institute of Technology, Lagos State</p>	<p><b>D. Phelan</b> The Secretary Member of Senate Board of Technical Education</p>	<p>D. Phelan Letter of approval up to 2022- 2023 academic session for 50 admissions</p>
--	---	---

  
 D. Phelan  
 The Registrar of Technical  
 University of Lagos



1120	Amendement à l'ordonnance n° 1072 relative aux conditions de exercice de la profession de notaire en République Fédérale du Bénin	M. H. H. H.	40	2000	11/11/2000
1121	Ordonnance n° 1073 relative aux conditions de recrutement des magistrats de l'ordre judiciaire et de l'ordre des avocats	M. H. H. H.	30	2000	11/11/2000
1122	Ordonnance n° 1074 relative aux conditions de recrutement des magistrats de l'ordre judiciaire et de l'ordre des avocats	M. H. H. H.	30	2000	11/11/2000
1123	Ordonnance n° 1075 relative aux conditions de recrutement des magistrats de l'ordre judiciaire et de l'ordre des avocats	M. H. H. H.	40	2000	11/11/2000
1124	Ordonnance n° 1076 relative aux conditions de recrutement des magistrats de l'ordre judiciaire et de l'ordre des avocats	M. H. H. H.	40	2000	11/11/2000
1125	Ordonnance n° 1077 relative aux conditions de recrutement des magistrats de l'ordre judiciaire et de l'ordre des avocats	M. H. H. H.	30	2000	11/11/2000
1126	Ordonnance n° 1078 relative aux conditions de recrutement des magistrats de l'ordre judiciaire et de l'ordre des avocats	M. H. H. H.	30	2000	11/11/2000
1127	Ordonnance n° 1079 relative aux conditions de recrutement des magistrats de l'ordre judiciaire et de l'ordre des avocats	M. H. H. H.	30	2000	11/11/2000
1128	Ordonnance n° 1080 relative aux conditions de recrutement des magistrats de l'ordre judiciaire et de l'ordre des avocats	M. H. H. H.	30	2000	11/11/2000
1129	Ordonnance n° 1081 relative aux conditions de recrutement des magistrats de l'ordre judiciaire et de l'ordre des avocats	M. H. H. H.	30	2000	11/11/2000
1130	Ordonnance n° 1082 relative aux conditions de recrutement des magistrats de l'ordre judiciaire et de l'ordre des avocats	M. H. H. H.	30	2000	11/11/2000
1131	Ordonnance n° 1083 relative aux conditions de recrutement des magistrats de l'ordre judiciaire et de l'ordre des avocats	M. H. H. H.	30	2000	11/11/2000
1132	Ordonnance n° 1084 relative aux conditions de recrutement des magistrats de l'ordre judiciaire et de l'ordre des avocats	M. H. H. H.	30	2000	11/11/2000
1133	Ordonnance n° 1085 relative aux conditions de recrutement des magistrats de l'ordre judiciaire et de l'ordre des avocats	M. H. H. H.	30	2000	11/11/2000
1134	Ordonnance n° 1086 relative aux conditions de recrutement des magistrats de l'ordre judiciaire et de l'ordre des avocats	M. H. H. H.	30	2000	11/11/2000



  
 Le Ministre de la Justice  
 République du Bénin

  
 Le Directeur de la Direction  
 de la Jurisprudence

02 NOV 2002



# VIDARBHA INSTITUTE OF PHARMACY

Anjankhed, Berar, Dist. Nashik-431 001 (MS)


Contact: 0253241361, 9844881218

Date: 28/10/2022

## CERTIFICATE

This is to certify that the Institute Vidarbha Institute of Pharmacy at 114, Anjankhed, Berar, Dist. Nashik is not recognized by NRI and M&C.

Hence Certified.



  
Principal



# FED'S REGULATING AUTHORITY

REGULATING BANKS AND BANKING

REGULATING CREDIT AND FINANCE

REGULATING SECURITIES AND EXCHANGE

1200 G Street, N.W.  
Washington, D.C. 20540  
Phone: (202) 462-2000

1200 G Street, N.W.  
Washington, D.C. 20540  
Phone: (202) 462-2000

Meeting Date: 10/15/2001

Minutes of the meeting of the Board of Governors and Reserve Bank presidents held on October 15, 2001, at the Federal Reserve Board Building, Washington, D.C. The meeting was held in accordance with the provisions of the Federal Reserve Act, 12 U.S.C. § 219, and the Federal Reserve Board's Regulation G, 12 CFR 201.10. The meeting was held in accordance with the provisions of the Federal Reserve Act, 12 U.S.C. § 219, and the Federal Reserve Board's Regulation G, 12 CFR 201.10.

### Agenda of the meeting

Item	Topic	Chairman
1	1000th Anniversary of the Fed	Chairman
2	Chairman's Report	Chairman
3	Chairman's Report on the Fed's Role in the Economy	Chairman
4	Chairman's Report on the Fed's Role in the Financial System	Chairman
5	Chairman's Report on the Fed's Role in the International System	Chairman
6	Chairman's Report on the Fed's Role in the Consumer Protection System	Chairman
7	Chairman's Report on the Fed's Role in the Systemic Risk System	Chairman
8	Chairman's Report on the Fed's Role in the Monetary System	Chairman
9	Chairman's Report on the Fed's Role in the Credit System	Chairman
10	Chairman's Report on the Fed's Role in the Exchange System	Chairman

Minutes of the meeting of the Board of Governors and Reserve Bank presidents held on 10/15/2001

Approved: \_\_\_\_\_  
The Federal Reserve Board of Governors and Reserve Bank Presidents

✓

✓

Approved: \_\_\_\_\_  
Federal Reserve Board of Governors









# FEES REGULATING AUTHORITY

Ministry of Education, Government of Karnataka  
(Regulation of Educational Institutions)

"ಪ್ರಜ್ಞಾ-ಶಿಕ್ಷಣ-ಸಮೃದ್ಧಿ-ಯೋಜನೆ"

Block: Postgraduate Building, 30A,  
2nd Floor, 200, Prakashin, Cross No. 1,  
Bangalore - 560001

Phone: 080-26624000  
Web: www.fra.kar.gov.in  
E-mail: fra@fra.kar.gov.in

## Minutes of Meeting of Authority

On: 17/08/2022

The Meeting of the Executive Committee of the Authority was held on 17/08/2022 at 11:00 AM in the Meeting Room, 200, Prakashin, Cross No. 1, 2nd Floor, 200, Prakashin, Cross No. 1, Bangalore - 560001.

The following were present:

1.	Dr. P. S. Srinivas Murthy (Chair)	: The President
2.	Dr. H. N. Vijaya Shree, HR & D, Director, HR & D, Government	: Member
3.	Shri. H. N. Srinivas Murthy, Chairman, Government	: Member
4.	Shri. Srinivas Murthy, Chairman, Government	: Member
5.	Shri. Srinivas Murthy, Chairman, Government	: Member
6.	Shri. Srinivas Murthy, Chairman, Government	: Member

**Item No.1:** To discuss the guidelines issued by the AICTE dated 16/5/2022 for the admission of students to the courses of 10000 courses.

Discussed.

The AICTE guidelines issued by the AICTE dated 16/5/2022 for the admission of students to the courses of 10000 courses. The AICTE guidelines issued by the AICTE dated 16/5/2022 for the admission of students to the courses of 10000 courses.

Item No. 2) In discuss and decide: The fee for fee to be charged in respect of new courses started by the Institute from the academic year 2022-2023.

a) Higher and Technical Courses

\*To read.

After taking into consideration the fee for fee decided for the academic year 2021-2022, all fees of the various courses run by the United Educational Institutions, located by the authority for the academic year 2022-2023 and the guidelines issued by the National Fee Commission in respect of the Technical Education Courses to cater the Academic fee of Higher and Technical courses being started by the United Educational Institutions from the academic year 2022-2023 as under:

Sr. No.	Course	Admission Fee for 2022-2023 (Rs.)
1	Master of Engineering (M. Engg)	95,000/-
2	Bachelor of Engineering (B. Engg)	80,000/-
3	Master of Management Studies (MMS) / Master of Business Administration (MBA)	85,000/-
4	Master of Computer Applications - (MCA)	80,000/-
5	Bachelor of Pharmacy (B. Pharm)	80,000/-
6	Home of Pharmacy (M. Pharm)	1,00,000/-
7	Pharm D	75,000/-
8	Bachelor of Architecture (B. Arch)	1,15,000/-
9	Master of Architecture (M. Arch)	1,15,000/-
10	Master of Field Management and Control Technology (M. FMC)	85,000/-
11	Bachelor of Hotel Management and Catering Technology (B. HMC)	85,000/-
12	Applied Arts	1,10,000/-
13	Bachelor of Law - 3 Years (LLB)	25,000/-
14	Bachelor of Law - 5 Years (LLB)	85,000/-
15	Bachelor of Design (B. Des)	1,10,000/-

**Approved Courses**

C)

Sl. No.	Course	Adhoc Fees for Academic Year 2022-2023		Adhoc Total Fee
		Adhoc Tuition Fee	Ad-hoc Development Fee	
1	App Based Business Administration (BBA)	5000	2000	7000
2	B.Tech in Technology (BIT)	10000	2000	12000
3	B.Sc. Three Semesters (BSCA)	5000	2000	7000
4	B.Sc. Comp. Applications (BSCA)	5000	2000	7000
5	B.Tech. Agricultural Engineering (BTEA)	10000	2000	12000
6	B. Tech. (Food Technology) (BFT)	10000	2000	12000

**Notes:**

1. The adhoc fees mentioned above shall be payable to the respective institutions/colleges for the period mentioned from the commencement of 2022-2023.
2. The adhoc fees to be charged to students enrolled in the academic year 2022-23, for the first semester, shall be applicable to the students enrolled in the duration of the semester.
3. The adhoc fees to be charged to students enrolled in the duration of fees for the first semester, shall be applicable to students of each semester.
4. The adhoc fees shall only be assessed by the University Board to be collected by the respective institutions/colleges and shall be included in the bill of the amount of 10000/- to be submitted to each student by the institution.
5. If the fees mentioned and paid are not received by the University Board to the extent of the fees due, the respective institutions/colleges shall be liable to pay the balance amount of 10000/- to the University Board. The respective institutions/colleges shall submit the bill of the amount of 10000/- to the University Board to be collected by the respective institutions/colleges.
6. The University Board shall be liable to submit the bill of the amount of 10000/- to the respective institutions/colleges for the first semester of the academic year 2022-23, for the first semester, shall be applicable to the students enrolled in the duration of the semester.
7. The University Board shall be liable to submit the bill of the amount of 10000/- to the respective institutions/colleges for the first semester of the academic year 2022-23, for the first semester, shall be applicable to the students enrolled in the duration of the semester.



Deputy Secretary  
 UGC Regulating Authority,  
 State of Madhya Pradesh



10.24.2022 (a) (b) (c) (d) (e) (f) (g) (h) (i) (j) (k) (l) (m) (n) (o) (p) (q) (r) (s) (t) (u) (v) (w) (x) (y) (z) (aa) (ab) (ac) (ad) (ae) (af) (ag) (ah) (ai) (aj) (ak) (al) (am) (an) (ao) (ap) (aq) (ar) (as) (at) (au) (av) (aw) (ax) (ay) (az) (ba) (bb) (bc) (bd) (be) (bf) (bg) (bh) (bi) (bj) (bk) (bl) (bm) (bn) (bo) (bp) (bq) (br) (bs) (bt) (bu) (bv) (bw) (bx) (by) (bz) (ca) (cb) (cc) (cd) (ce) (cf) (cg) (ch) (ci) (cj) (ck) (cl) (cm) (cn) (co) (cp) (cq) (cr) (cs) (ct) (cu) (cv) (cw) (cx) (cy) (cz) (da) (db) (dc) (dd) (de) (df) (dg) (dh) (di) (dj) (dk) (dl) (dm) (dn) (do) (dp) (dq) (dr) (ds) (dt) (du) (dv) (dw) (dx) (dy) (dz) (ea) (eb) (ec) (ed) (ee) (ef) (eg) (eh) (ei) (ej) (ek) (el) (em) (en) (eo) (ep) (eq) (er) (es) (et) (eu) (ev) (ew) (ex) (ey) (ez) (fa) (fb) (fc) (fd) (fe) (ff) (fg) (fh) (fi) (fj) (fk) (fl) (fm) (fn) (fo) (fp) (fq) (fr) (fs) (ft) (fu) (fv) (fw) (fx) (fy) (fz) (ga) (gb) (gc) (gd) (ge) (gf) (gg) (gh) (gi) (gj) (gk) (gl) (gm) (gn) (go) (gp) (gq) (gr) (gs) (gt) (gu) (gv) (gw) (gx) (gy) (gz) (ha) (hb) (hc) (hd) (he) (hf) (hg) (hh) (hi) (hj) (hk) (hl) (hm) (hn) (ho) (hp) (hq) (hr) (hs) (ht) (hu) (hv) (hw) (hx) (hy) (hz) (ia) (ib) (ic) (id) (ie) (if) (ig) (ih) (ii) (ij) (ik) (il) (im) (in) (io) (ip) (iq) (ir) (is) (it) (iu) (iv) (iw) (ix) (iy) (iz) (ja) (jb) (jc) (jd) (je) (jf) (jg) (jh) (ji) (jj) (jk) (jl) (jm) (jn) (jo) (jp) (jq) (jr) (js) (jt) (ju) (jv) (jw) (jx) (jy) (jz) (ka) (kb) (kc) (kd) (ke) (kf) (kg) (kh) (ki) (kj) (kk) (kl) (km) (kn) (ko) (kp) (kq) (kr) (ks) (kt) (ku) (kv) (kw) (kx) (ky) (kz) (la) (lb) (lc) (ld) (le) (lf) (lg) (lh) (li) (lj) (lk) (ll) (lm) (ln) (lo) (lp) (lq) (lr) (ls) (lt) (lu) (lv) (lw) (lx) (ly) (lz) (ma) (mb) (mc) (md) (me) (mf) (mg) (mh) (mi) (mj) (mk) (ml) (mm) (mn) (mo) (mp) (mq) (mr) (ms) (mt) (mu) (mv) (mw) (mx) (my) (mz) (na) (nb) (nc) (nd) (ne) (nf) (ng) (nh) (ni) (nj) (nk) (nl) (nm) (nn) (no) (np) (nq) (nr) (ns) (nt) (nu) (nv) (nw) (nx) (ny) (nz) (oa) (ob) (oc) (od) (oe) (of) (og) (oh) (oi) (oj) (ok) (ol) (om) (on) (oo) (op) (oq) (or) (os) (ot) (ou) (ov) (ow) (ox) (oy) (oz) (pa) (pb) (pc) (pd) (pe) (pf) (pg) (ph) (pi) (pj) (pk) (pl) (pm) (pn) (po) (pp) (pq) (pr) (ps) (pt) (pu) (pv) (pw) (px) (py) (pz) (qa) (qb) (qc) (qd) (qe) (qf) (qg) (qh) (qi) (qj) (qk) (ql) (qm) (qn) (qo) (qp) (qq) (qr) (qs) (qt) (qu) (qv) (qw) (qx) (qy) (qz) (ra) (rb) (rc) (rd) (re) (rf) (rg) (rh) (ri) (rj) (rk) (rl) (rm) (rn) (ro) (rp) (rq) (rr) (rs) (rt) (ru) (rv) (rw) (rx) (ry) (rz) (sa) (sb) (sc) (sd) (se) (sf) (sg) (sh) (si) (sj) (sk) (sl) (sm) (sn) (so) (sp) (sq) (sr) (ss) (st) (su) (sv) (sw) (sx) (sy) (sz) (ta) (tb) (tc) (td) (te) (tf) (tg) (th) (ti) (tj) (tk) (tl) (tm) (tn) (to) (tp) (tq) (tr) (ts) (tt) (tu) (tv) (tw) (tx) (ty) (tz) (ua) (ub) (uc) (ud) (ue) (uf) (ug) (uh) (ui) (uj) (uk) (ul) (um) (un) (uo) (up) (uq) (ur) (us) (ut) (uu) (uv) (uw) (ux) (uy) (uz) (va) (vb) (vc) (vd) (ve) (vf) (vg) (vh) (vi) (vj) (vk) (vl) (vm) (vn) (vo) (vp) (vq) (vr) (vs) (vt) (vu) (vv) (vw) (vx) (vy) (vz) (wa) (wb) (wc) (wd) (we) (wf) (wg) (wh) (wi) (wj) (wk) (wl) (wm) (wn) (wo) (wp) (wq) (wr) (ws) (wt) (wu) (wv) (ww) (wx) (wy) (wz) (xa) (xb) (xc) (xd) (xe) (xf) (xg) (xh) (xi) (xj) (xk) (xl) (xm) (xn) (xo) (xp) (xq) (xr) (xs) (xt) (xu) (xv) (xw) (xx) (xy) (xz) (ya) (yb) (yc) (yd) (ye) (yf) (yg) (yh) (yi) (yj) (yk) (yl) (ym) (yn) (yo) (yp) (yq) (yr) (ys) (yt) (yu) (yv) (yw) (yx) (yy) (yz) (za) (zb) (zc) (zd) (ze) (zf) (zg) (zh) (zi) (zj) (zk) (zl) (zm) (zn) (zo) (zp) (zq) (zr) (zs) (zt) (zu) (zv) (zw) (zx) (zy) (zz)

63

Approved Financials

No.	Course	admic Fee for Academic Year 2022-2023		
		Ad-fee Tuition Fee	Ad-fee Development Fee	Ad-fee Total Fee
1	Bachelor of Engineering (B.E.)	8500	500	9000
2	Bachelor of Science (B.Sc.)	4000	0	4000
3	Bachelor of Business Administration (B.B.A.)	8700	130	8830
4	Bachelor of Commerce (B.Com.)	8000	800	8800
5	Bachelor of Fine Arts (B.F.A.)	8500	500	9000
6	Bachelor of Hotel Management (B.H.M.)	8500	500	9000
7	Bachelor of Information Technology (B.I.T.)	8500	500	9000
8	Bachelor of Applied Arts (B.A.A.)	8500	500	9000
9	Bachelor of Applied Management Studies (B.A.M.S.)	8500	500	9000
10	Bachelor of Applied Information Technology (B.A.I.T.)	8500	500	9000
11	Bachelor of Applied Arts (B.A.A.)	8500	500	9000
12	Bachelor of Applied Management Studies (B.A.M.S.)	8500	500	9000
13	Bachelor of Applied Information Technology (B.A.I.T.)	8500	500	9000
14	Bachelor of Applied Arts (B.A.A.)	8500	500	9000
15	Bachelor of Applied Management Studies (B.A.M.S.)	8500	500	9000
16	Bachelor of Applied Information Technology (B.A.I.T.)	8500	500	9000

Free  
 Quality Education  
 For All



સાચા જીવન - સાચા શિક્ષણ

સાચા જીવન - સાચા શિક્ષણ

સાચા જીવન - સાચા શિક્ષણ

સાચા જીવન - સાચા શિક્ષણ

સાચા જીવન - સાચા શિક્ષણ	સાચા જીવન - સાચા શિક્ષણ	સાચા જીવન - સાચા શિક્ષણ
સાચા જીવન - સાચા શિક્ષણ	સાચા જીવન - સાચા શિક્ષણ	સાચા જીવન - સાચા શિક્ષણ









अ.क्र.	विवरण	अभिधीयत एकुल क्षेत्र मी.मी.	अनुषंगिक खर्च रुपये
1	शैक्षणिक अभियन्तासहायकीय क्षेत्र	१००००.००	२०००.००
2	कुला नालेचे क्षेत्र	१०००.००	१००.००
3	जलादाखील क्षेत्र	००.००	००.००
4	सांख्यिकीय सुविधासाठी नालेचे क्षेत्र ( अभियन्ता क्षेत्र )	१०००.००	२०.००
5	अभियन्तासहायकीय क्षेत्र	२०००.००	००.००
	<b>एकूण नालेदार खातीस क्षेत्र</b>	<b>१३०००.००</b>	<b>२३००.००</b>

अ) आभारदाखील बाबत प्रस्तावित नाले (१३००० मी.मी.) बांधण्यात आणणे व त्यास अनुषंगिक खर्च २३०० रुपये यासाठी नालेदार क्षेत्रात एकूण १३००० मी.मी. नालेदार क्षेत्रात एकूण २३०० रुपये खर्च करावे याबाबत प्रस्तावित केले आहे.

अ.क्र.	विवरण	अभिधीयत एकुल क्षेत्र मी.मी.	अनुषंगिक खर्च	
			रुपये	मी.
1	शैक्षणिक अभियन्तासहायकीय क्षेत्र	१००००.००	२००	०.००
2	कुला नालेचे क्षेत्र	१०००.००	१०	०.००
3	जलादाखील क्षेत्र	००.००	००	०.००
4	सांख्यिकीय सुविधासाठी नालेचे क्षेत्र ( अभियन्ता क्षेत्र )	१०००.००	१०	०.००
	<b>एकूण</b>	<b>१३०००.००</b>	<b>२३०</b>	<b>०.००</b>

अभियन्तासहायकीय क्षेत्रात नालेची बांधणी व नालेदार क्षेत्रात नाले बांधण्यात आणणे व त्यास अनुषंगिक खर्च २३०० रुपये यासाठी नालेदार क्षेत्रात एकूण १३००० मी.मी. नालेदार क्षेत्रात एकूण २३०० रुपये खर्च करावे याबाबत प्रस्तावित केले आहे.



*(Handwritten signature)*













# VIDARBHA INSTITUTE OF PHARMACY


Ambedkar Road, PUNE, WASHIM - 431002

Contact: 9552554496, 9844544497

Date : 25/10/2022

Statement showing the number of students admitted in the college for the course, . appeared & passed in examination as below

Sr. No	Admitted	Appeared for Exam	Result	Remark
1	100	100	Awaited	B.Pharm Second Semester Result awaited



  
Principal

**STATE COMMON ENTRANCE TEST CELL, MAHARASHTRA STATE**

1st Floor, New Trade Centre, 2nd Stage, MIDC, Chhatrapati Sambhaji Nagar, Pune - 411 004



**List of Candidates Admitted to First Year of Under Graduate Technical Course in B.Pharmacy & B.PHARM (HONORS) Pursued in the Academic Year 2022-23**


**Institution Name (Code) - Vibhakti Institute of Pharmacy, Maharashtra (1264)  
Course Name (Private Code) - Pharmacy (134480012)**

**List of Candidates Admitted under GAP (Resolving Priority) Seats**

Number of Seats : 100

Sl. No.	Applicant Name	Roll No.	Age	Category	Registration No.	Qualification	Grade	Percentage	Rank	Category	Relaxation	Final Rank	Final Score	Registration Fee	Admission Fee
1	...	...	...	...	...	...	...	...	...	...	...	...	...	...	...
2	...	...	...	...	...	...	...	...	...	...	...	...	...	...	...
3	...	...	...	...	...	...	...	...	...	...	...	...	...	...	...
4	...	...	...	...	...	...	...	...	...	...	...	...	...	...	...
5	...	...	...	...	...	...	...	...	...	...	...	...	...	...	...
6	...	...	...	...	...	...	...	...	...	...	...	...	...	...	...
7	...	...	...	...	...	...	...	...	...	...	...	...	...	...	...
8	...	...	...	...	...	...	...	...	...	...	...	...	...	...	...
9	...	...	...	...	...	...	...	...	...	...	...	...	...	...	...
10	...	...	...	...	...	...	...	...	...	...	...	...	...	...	...
11	...	...	...	...	...	...	...	...	...	...	...	...	...	...	...
12	...	...	...	...	...	...	...	...	...	...	...	...	...	...	...
13	...	...	...	...	...	...	...	...	...	...	...	...	...	...	...
14	...	...	...	...	...	...	...	...	...	...	...	...	...	...	...
15	...	...	...	...	...	...	...	...	...	...	...	...	...	...	...
16	...	...	...	...	...	...	...	...	...	...	...	...	...	...	...
17	...	...	...	...	...	...	...	...	...	...	...	...	...	...	...
18	...	...	...	...	...	...	...	...	...	...	...	...	...	...	...
19	...	...	...	...	...	...	...	...	...	...	...	...	...	...	...
20	...	...	...	...	...	...	...	...	...	...	...	...	...	...	...

System Date : 22/01/2023 10:04:44 AM



Signature of the Director (Private Code)

*(Handwritten Signature)*

**Director  
Maharashtra Institute of Pharmacy  
Registered Member**

Page No. : 2/2

*(Handwritten Signature)*  
 Director  
 Maharashtra Institute of Pharmacy  
 Registered Member

**STATE COMMON ENRICHMENT FIRST CALL, HAWAIIAN STATE**  
 UNIVERSITY, 1500 W. PALOHEA AVENUE, HONOLULU, HAWAII 96818, DHEC

List of Candidates Admitted to First Year of Under Graduate TEACHER Education in Elementary & Post Secondary Programs for the Academic Year 2021-22

Institution Name (Code) : Michigan Institute of Professional Studies (1004)  
 Course Name (Course Code) : Elementary (10000018)

**List of Graduate Admitted Under CAP (Including Priority) Seats**

Number of Seats: 100

Serial No.	Applicant No.	Applicant Name	Applicant Address	Applicant City	Applicant State	Applicant Zip	Applicant Phone	Applicant Email	Applicant Test Score	Applicant Test Date	Applicant Test Location	Applicant Test Score	Applicant Test Date	Applicant Test Location
1	10000001	ADAM J. BROWN	1000 W. PALOHEA AVENUE	HONOLULU	HI	96818	808-955-1234	adam.brown@hawaii.edu	1200	08/15/2021	UNIVERSITY OF HAWAII	1200	08/15/2021	UNIVERSITY OF HAWAII
2	10000002	ADAM J. BROWN	1000 W. PALOHEA AVENUE	HONOLULU	HI	96818	808-955-1234	adam.brown@hawaii.edu	1200	08/15/2021	UNIVERSITY OF HAWAII	1200	08/15/2021	UNIVERSITY OF HAWAII
3	10000003	ADAM J. BROWN	1000 W. PALOHEA AVENUE	HONOLULU	HI	96818	808-955-1234	adam.brown@hawaii.edu	1200	08/15/2021	UNIVERSITY OF HAWAII	1200	08/15/2021	UNIVERSITY OF HAWAII
4	10000004	ADAM J. BROWN	1000 W. PALOHEA AVENUE	HONOLULU	HI	96818	808-955-1234	adam.brown@hawaii.edu	1200	08/15/2021	UNIVERSITY OF HAWAII	1200	08/15/2021	UNIVERSITY OF HAWAII
5	10000005	ADAM J. BROWN	1000 W. PALOHEA AVENUE	HONOLULU	HI	96818	808-955-1234	adam.brown@hawaii.edu	1200	08/15/2021	UNIVERSITY OF HAWAII	1200	08/15/2021	UNIVERSITY OF HAWAII
6	10000006	ADAM J. BROWN	1000 W. PALOHEA AVENUE	HONOLULU	HI	96818	808-955-1234	adam.brown@hawaii.edu	1200	08/15/2021	UNIVERSITY OF HAWAII	1200	08/15/2021	UNIVERSITY OF HAWAII
7	10000007	ADAM J. BROWN	1000 W. PALOHEA AVENUE	HONOLULU	HI	96818	808-955-1234	adam.brown@hawaii.edu	1200	08/15/2021	UNIVERSITY OF HAWAII	1200	08/15/2021	UNIVERSITY OF HAWAII
8	10000008	ADAM J. BROWN	1000 W. PALOHEA AVENUE	HONOLULU	HI	96818	808-955-1234	adam.brown@hawaii.edu	1200	08/15/2021	UNIVERSITY OF HAWAII	1200	08/15/2021	UNIVERSITY OF HAWAII
9	10000009	ADAM J. BROWN	1000 W. PALOHEA AVENUE	HONOLULU	HI	96818	808-955-1234	adam.brown@hawaii.edu	1200	08/15/2021	UNIVERSITY OF HAWAII	1200	08/15/2021	UNIVERSITY OF HAWAII
10	10000010	ADAM J. BROWN	1000 W. PALOHEA AVENUE	HONOLULU	HI	96818	808-955-1234	adam.brown@hawaii.edu	1200	08/15/2021	UNIVERSITY OF HAWAII	1200	08/15/2021	UNIVERSITY OF HAWAII

Printed On: 10/15/2021 10:00:00 AM



Signature of the Director, PHEC/HEC

Page 001 of 01

*[Signature]*  
 Director  
 Michigan Institute of Professional Studies  
 Honolulu, Hawaii

*[Signature]*  
 Director  
 Michigan Institute of Professional Studies  
 Honolulu, Hawaii

**State Board of Examiners For Civil, Mechanical & State**  
 (As from Examinations for the State Board of Examiners, Massachusetts, 1964-65)

List of Candidates Admitted to First Year of Under Graduate Work in Pharmacy Degree in February, 1966 Graduate  
 Board of Examiners for the State Board of Examiners, 1964-65

Institution Name (Code) - **State Institute of Pharmacy, Boston (1964)**  
 Course Name (Course Code) - **Pharmacy (19642310)**

**List of Candidates Admitted Under PAF (Labeled as Minority) Sex:**

Number of seats: 308

Sl. No.	Name	Sex	Age	Grade	Address	City	State	Country	Grade	Score	Grade	Score	Grade	Score	Grade	Score	Grade	Score
1	...	M	21	...	...	...	...	...	...	...	...	...	...	...	...	...	...	...
2	...	F	22	...	...	...	...	...	...	...	...	...	...	...	...	...	...	...
3	...	M	20	...	...	...	...	...	...	...	...	...	...	...	...	...	...	...
4	...	F	23	...	...	...	...	...	...	...	...	...	...	...	...	...	...	...
5	...	M	21	...	...	...	...	...	...	...	...	...	...	...	...	...	...	...
6	...	F	22	...	...	...	...	...	...	...	...	...	...	...	...	...	...	...
7	...	M	20	...	...	...	...	...	...	...	...	...	...	...	...	...	...	...
8	...	F	23	...	...	...	...	...	...	...	...	...	...	...	...	...	...	...
9	...	M	21	...	...	...	...	...	...	...	...	...	...	...	...	...	...	...
10	...	F	22	...	...	...	...	...	...	...	...	...	...	...	...	...	...	...



Signature of the Director (Principal)  
 Director  
 State Institute of Pharmacy  
 Boston, Massachusetts

Form No. 100







**STATE COMMON ENTRANCE TEST CELL, MAHARASHTRA BOARD**  
 Maharashtra State Board of Technical Education, Mumbai

**List of Candidates Admitted to First Year of Under Graduate Technical Courses in Pharmacy & Post Graduate Program for the Academic Year 2021-22**

**Institution Name (Code) : Maharashtra Institute of Pharmacy, Mumbai - 400011**  
**Course Name (Group Code) : Pharmacy [1364021102]**

**List of Candidates Admitted to B.Ph. (Docking New for 2021)**

**Number of Seats: 100**

Sl. No.	Roll No.	Reg. No.	Roll No. 2	Category	Medium	Registration No.	Gender	Candidate's Name	Age	Height	Weight	Eye Color	Hair Color	Complexion	Signature	Photograph
1	1364021102001	1364021102001	1364021102001	General	English	1364021102001	Female	SHREYASHI S. S. SHIRDI	17	155	45	Brown	Black	Fair	[Signature]	[Photograph]
2	1364021102002	1364021102002	1364021102002	General	English	1364021102002	Female	SHREYASHI S. S. SHIRDI	17	155	45	Brown	Black	Fair	[Signature]	[Photograph]
3	1364021102003	1364021102003	1364021102003	General	English	1364021102003	Female	SHREYASHI S. S. SHIRDI	17	155	45	Brown	Black	Fair	[Signature]	[Photograph]
4	1364021102004	1364021102004	1364021102004	General	English	1364021102004	Female	SHREYASHI S. S. SHIRDI	17	155	45	Brown	Black	Fair	[Signature]	[Photograph]
5	1364021102005	1364021102005	1364021102005	General	English	1364021102005	Female	SHREYASHI S. S. SHIRDI	17	155	45	Brown	Black	Fair	[Signature]	[Photograph]
6	1364021102006	1364021102006	1364021102006	General	English	1364021102006	Female	SHREYASHI S. S. SHIRDI	17	155	45	Brown	Black	Fair	[Signature]	[Photograph]
7	1364021102007	1364021102007	1364021102007	General	English	1364021102007	Female	SHREYASHI S. S. SHIRDI	17	155	45	Brown	Black	Fair	[Signature]	[Photograph]
8	1364021102008	1364021102008	1364021102008	General	English	1364021102008	Female	SHREYASHI S. S. SHIRDI	17	155	45	Brown	Black	Fair	[Signature]	[Photograph]
9	1364021102009	1364021102009	1364021102009	General	English	1364021102009	Female	SHREYASHI S. S. SHIRDI	17	155	45	Brown	Black	Fair	[Signature]	[Photograph]
10	1364021102010	1364021102010	1364021102010	General	English	1364021102010	Female	SHREYASHI S. S. SHIRDI	17	155	45	Brown	Black	Fair	[Signature]	[Photograph]

Printed On: 12/08/2022 12:05:13 PM



Maharashtra State Board of Technical Education

Page No. 1/1

**Principal**  
**Maharashtra Institute of Pharmacy**  
**Mumbai, Maharashtra**

[Signature]  
 Dr. Anil D. Patil  
 Principal  
 Maharashtra Institute of Pharmacy  
 Mumbai, Maharashtra

**STATE COMMON EXAMINEE TEST CELL, MADHARACHAL STATE**  
 1A, Block, New Government Building, Chandernagore, Pin - 605001, INDIA



**List of Candidates Admitted in First Year of Under Graduate Technical Courses B.Pharmacy & B.Sc. (Chemistry) Pursued For the Academic Year 2022-23**


**Institute Name (Code) :- Vellore Institute of Pharmacy, Vellore (L164)  
 Course Name (Course Code) :- Pharmacy (17MAR211B)**

**List of Candidates Admitted Under Against O/P (Including Hierarchy) Merit Rank**

Round No. / of Seats : 03

Sl. No.	Roll No.	Rank	Merit Rank	Category	Registration No.	Parental Name	Address	Age	Gender	Religion	Marital Status	DOB	Passing Year	Passing Marks	Passing %
01	2022000001	01	01	General	2022000001	...	...	...	...	...	...	...	2021	...	...
02	2022000002	02	02	General	2022000002	...	...	...	...	...	...	...	2021	...	...
03	2022000003	03	03	General	2022000003	...	...	...	...	...	...	...	2021	...	...
04	2022000004	04	04	General	2022000004	...	...	...	...	...	...	...	2021	...	...
05	2022000005	05	05	General	2022000005	...	...	...	...	...	...	...	2021	...	...
06	2022000006	06	06	General	2022000006	...	...	...	...	...	...	...	2021	...	...
07	2022000007	07	07	General	2022000007	...	...	...	...	...	...	...	2021	...	...
08	2022000008	08	08	General	2022000008	...	...	...	...	...	...	...	2021	...	...
09	2022000009	09	09	General	2022000009	...	...	...	...	...	...	...	2021	...	...
10	2022000010	10	10	General	2022000010	...	...	...	...	...	...	...	2021	...	...
11	2022000011	11	11	General	2022000011	...	...	...	...	...	...	...	2021	...	...
12	2022000012	12	12	General	2022000012	...	...	...	...	...	...	...	2021	...	...
13	2022000013	13	13	General	2022000013	...	...	...	...	...	...	...	2021	...	...
14	2022000014	14	14	General	2022000014	...	...	...	...	...	...	...	2021	...	...
15	2022000015	15	15	General	2022000015	...	...	...	...	...	...	...	2021	...	...
16	2022000016	16	16	General	2022000016	...	...	...	...	...	...	...	2021	...	...
17	2022000017	17	17	General	2022000017	...	...	...	...	...	...	...	2021	...	...
18	2022000018	18	18	General	2022000018	...	...	...	...	...	...	...	2021	...	...
19	2022000019	19	19	General	2022000019	...	...	...	...	...	...	...	2021	...	...
20	2022000020	20	20	General	2022000020	...	...	...	...	...	...	...	2021	...	...

Website: [www.vip.edu.in](http://www.vip.edu.in)



  
**Principal**  
**Vellore Institute of Pharmacy**  
**Vellore, Tamil Nadu**

Page No. 1/1

  
**Controller of Examinations**  
**Vellore Institute of Pharmacy**  
**Vellore, Tamil Nadu**



**State Council Entrance Test Cell, Maharashtra State**  
 1975 Road, Near Government College, P. O. Nigdi, Ahmedabad - 380 015, G.A.



**List of Candidates Admitted to First Year of Under Graduate Technical Course in Polytechnic Education Scheme D for the Academic Year 2021-22**

**Institution Name (code) - Mumbai Institute of Pharmacy, Mumbai [1164]  
 Course Name (Code) - Pharmacy [120603-04]**

**List of Candidates Admitted Under Against CAP (Including Minority) Vacant Seats**

**Number of Seats: 43**

Sl. No.	Roll No.	Category	Rank	Registration No.	Qualification	Grade	Medium	Age	Height	Weight	Eye	Color	Religion	Marital Status	Signature	Photo
1	12060304000000000001	SC	1	12060304000000000001	B.Sc. (Chemistry)	First	English	18.5	155	55	Brown	Blue	Hindu	Single		
2	12060304000000000002	SC	2	12060304000000000002	B.Sc. (Chemistry)	First	English	18.2	150	50	Brown	Blue	Hindu	Single		
3	12060304000000000003	SC	3	12060304000000000003	B.Sc. (Chemistry)	First	English	18.0	148	48	Brown	Blue	Hindu	Single		
4	12060304000000000004	SC	4	12060304000000000004	B.Sc. (Chemistry)	First	English	17.8	145	45	Brown	Blue	Hindu	Single		
5	12060304000000000005	SC	5	12060304000000000005	B.Sc. (Chemistry)	First	English	17.5	142	42	Brown	Blue	Hindu	Single		
6	12060304000000000006	SC	6	12060304000000000006	B.Sc. (Chemistry)	First	English	17.2	140	40	Brown	Blue	Hindu	Single		
7	12060304000000000007	SC	7	12060304000000000007	B.Sc. (Chemistry)	First	English	17.0	138	38	Brown	Blue	Hindu	Single		
8	12060304000000000008	SC	8	12060304000000000008	B.Sc. (Chemistry)	First	English	16.8	135	35	Brown	Blue	Hindu	Single		
9	12060304000000000009	SC	9	12060304000000000009	B.Sc. (Chemistry)	First	English	16.5	132	32	Brown	Blue	Hindu	Single		
10	12060304000000000010	SC	10	12060304000000000010	B.Sc. (Chemistry)	First	English	16.2	130	30	Brown	Blue	Hindu	Single		

Phone No: 26, 24, 25, 26, 27, 28, 29, 30, 31, 32, 33, 34, 35, 36, 37, 38, 39, 40, 41, 42, 43, 44, 45, 46, 47, 48, 49, 50, 51, 52, 53, 54, 55, 56, 57, 58, 59, 60, 61, 62, 63, 64, 65, 66, 67, 68, 69, 70, 71, 72, 73, 74, 75, 76, 77, 78, 79, 80, 81, 82, 83, 84, 85, 86, 87, 88, 89, 90, 91, 92, 93, 94, 95, 96, 97, 98, 99, 100



Principal  
 Mumbai Institute of Pharmacy  
 Ahmedabad Branch

Page No: 1/10

Signature  
 Principal  
 Mumbai Institute of Pharmacy  
 Ahmedabad Branch



**STATE GOVERNMENT TEST CELL, HARYANA STATE**

B-10, Sector-10, Gurgaon, Haryana, India. Phone No. 0122-2601111, 2601112



**List of Candidates Admitted to First Year of Bachelor Graduate Technical Course in Engineering & Pure Sciences  
Form-D for the Academic Year 2022-23**

Institution Name (Code) :- Vidyaloka Institute of Engineering, Meerut (1084)  
University Name (College Code) :- Meerut (1200020002)

**List of Candidate Admission Under PWS Seats**

Number of Seats : 10

Sl. No.	Roll No.	Enroll No.	Enroll P. No.	Registration No. (10 Digit)	Registration P. No.	Category	Gender	Religion	Age	Grade	Percentage of Candidate	10 <sup>th</sup> Grade Average Type	Grade Point Average	Rank	Form PWS (1)	Admission Fee	P.W.S. Seat No.
1	108401	1200020002	0000000000	12000200020000000000	0000000000	General	Male	Hindu	18.00	100%	92.00	100%	1000	1000	11100	10000000	10000000
2	108402	1200020002	0000000000	12000200020000000000	0000000000	General	Female	Hindu	18.00	100%	92.00	100%	1000	1000	11100	10000000	10000000
3	108403	1200020002	0000000000	12000200020000000000	0000000000	General	Male	Hindu	18.00	100%	92.00	100%	1000	1000	11100	10000000	10000000
4	108404	1200020002	0000000000	12000200020000000000	0000000000	General	Female	Hindu	18.00	100%	92.00	100%	1000	1000	11100	10000000	10000000
5	108405	1200020002	0000000000	12000200020000000000	0000000000	General	Male	Hindu	18.00	100%	92.00	100%	1000	1000	11100	10000000	10000000
6	108406	1200020002	0000000000	12000200020000000000	0000000000	General	Female	Hindu	18.00	100%	92.00	100%	1000	1000	11100	10000000	10000000
7	108407	1200020002	0000000000	12000200020000000000	0000000000	General	Male	Hindu	18.00	100%	92.00	100%	1000	1000	11100	10000000	10000000
8	108408	1200020002	0000000000	12000200020000000000	0000000000	General	Female	Hindu	18.00	100%	92.00	100%	1000	1000	11100	10000000	10000000
9	108409	1200020002	0000000000	12000200020000000000	0000000000	General	Male	Hindu	18.00	100%	92.00	100%	1000	1000	11100	10000000	10000000
10	108410	1200020002	0000000000	12000200020000000000	0000000000	General	Female	Hindu	18.00	100%	92.00	100%	1000	1000	11100	10000000	10000000

Principal, Vidyaloka Institute of Engineering, Meerut



Signature of the Controller, Meerut

Page No. 1/10

Principal  
Vidyaloka Institute of Engineering  
Meerut, Haryana

Dr. Anil Kumar Sharma  
Principal  
Vidyaloka Institute of Engineering  
Meerut, Haryana



**STATE COMMON ENTRANCE TEST CELL, MADHARASHI STATE**  
 2021-22



**List of Candidates Admitted to First Year of Under Graduate Technical Degree in Engineering & First Graduate Diploma in the Academic Year 2021-22**

Institution Name (Code) :- **Vidyalaya Institute of Pharmacy, Warbur (1104)**  
 Course Name (Entry Code) :- **Pharmacy (120400012)**

**List of Candidates Admitted Under LRP (Including Priority) 2021**

**Category: SC/ST :**


No.	Name	Roll No.	Category	Registration No.	Registration Date	Registration Fee	Registration Type	Exam Seat No.	Registration Status	Roll No.	Registration Fee	Registration Type	Exam Seat No.	Registration Status	Roll No.	Registration Fee	Registration Type
1	...	...	SC	...	...	...	...	...	...	...	...	...	...	...	...	...	...
2	...	...	SC	...	...	...	...	...	...	...	...	...	...	...	...	...	...
3	...	...	SC	...	...	...	...	...	...	...	...	...	...	...	...	...	...
4	...	...	SC	...	...	...	...	...	...	...	...	...	...	...	...	...	...

Printed On: 12/08/2022 10:06:25 AM



Signature of the Director/Principal

Page No: 1/25

  
**Principal**  
**Vidyalaya Institute of Pharmacy**  
**Warbur, Madharashi State**

  
**State Common Entrance Test Cell**  
**Madharashi State**  
**Warbur**

**STATE COMMON ENTRANCE TEST CELL, MAHARASHTRA STATE**  
 101, P. No. 1, 2nd Floor, 1st Building, A-01, 1st Floor, Post, Mumbai-400001, INDIA



**Summary of Selected Candidates for Admission to First Year of Under Graduate Practical Course in  
 B.Pharmacy & Post Graduate Diploma for the Academic Year 2021-22**

**Institution Name (Code) :- Vidya's Institute of Pharmacy, Wadhwa (10794)  
 Course Name (Choice Code) :- Pharmacy (1224A1224T)**


Sl. No.	Candidate Name	Roll No.	Address	Priority	Marks	Number of Seats			Total Seats
						1	2	3	
1	...	...	...	...	...	...	...	...	...
2	...	...	...	...	...	...	...	...	...
3	...	...	...	...	...	...	...	...	...
4	...	...	...	...	...	...	...	...	...
5	...	...	...	...	...	...	...	...	...
Total						...	...	...	...

Not responsible for errors and omissions. All information is for information only. For further details, please contact the State Common Entrance Test Cell, Maharashtra State, 101, P. No. 1, 2nd Floor, 1st Building, A-01, 1st Floor, Post, Mumbai-400001, INDIA. For more information, please visit the website: www.mahacet.org. For more information, please contact the State Common Entrance Test Cell, Maharashtra State, 101, P. No. 1, 2nd Floor, 1st Building, A-01, 1st Floor, Post, Mumbai-400001, INDIA. For more information, please contact the State Common Entrance Test Cell, Maharashtra State, 101, P. No. 1, 2nd Floor, 1st Building, A-01, 1st Floor, Post, Mumbai-400001, INDIA.

**Cut-off Date for Admission : 28/12/2021**  
**Cut-off Date for Reporting : 01/01/2022**

Printed On: 08/01/2022, 12:08:18 AM



  
 Signature of the Director/Principal  
 Subscribed On: \_\_\_\_\_  
 Office Use Only  
**Vidya's Institute Of Pharmacy**  
 Wadhwa, Warananagar

Seal of the Regional Office      Signature of the Regional Officer

  
**श्री. अशोक तुळशीदास शिंदे**  
 Regional Officer  
 Maharashtra State Common Entrance Test Cell  
 Mumbai







GOVERNMENT OF KARNATAKA

# Admissions Regulating Authority

www.admissionsregulatingauthority.org



Office: 1st Floor, 2nd Stage, 1st Cross, 1st Block,  
Maddur, Bangalore - 560037, Karnataka

Telephone No.: 082-26751111, 26751112

No. ARS/Admission/2022-23/1944/1 *528*

28.01.2023

To: The Vice-Chancellor,

SRM KJ Somaiya Institute of Management Studies,

Salem, Mysore Road, Mysore. Karnataka, India.

Re: The admission Merit list of Admission Regulating Authority for the year 2022-23.

Sir,

The Authority has received a request on 27-01-2023, for approval of admission of candidates provisionally admitted to your institution for the Academic Year 2022-23.

In compliance of verification report submitted by the concerned institution, the Authority has checked the details in the merit list of 14.01.2023, which is attached as the annexure with this letter, to the Office of Admissions Regulating Authority, Mysore. It is further informed that the Authority is pleased to approve the candidature of eligible and data of provisionally admitted candidates as per the list and request to admit the approved candidates in your institution for the Academic Year 2022-23 as detailed in the following table.

Total Intake	No. of students admitted provisionally by the college	No. of Candidates whose admission is approved by ARS	No. of admissions not approved	Admission cancelled
18	10	10	8	0

The merit of the above approved students are analysed here with the above mentioned merit list displayed in the attached as well as physically verified. The data provided found correct without any discrepancy. Hence, it is noted.

It is requested that you get the approval in respect of the list of the candidates and the details as supplied and also send the merit list to the office of the Authority for the year 2022-23 for its approval. If you are unable to comply with the above request, it will be necessary for the Authority to take appropriate action in this regard.

*[Handwritten signature]*  
Vice-Chancellor

*[Handwritten signature]*  
Vice-Chancellor of SRM KJ Somaiya Institute of Management Studies

*[Handwritten signature]*  
Vice-Chancellor  
SRM KJ Somaiya Institute of Management Studies  
Mysore

Copy to:

1. The Vice-Chancellor, SRM KJ Somaiya Institute of Management Studies, Salem.
2. The College Director, SRM KJ Somaiya Institute of Management Studies, Salem.
3. The Director, SRM KJ Somaiya Institute of Management Studies, Mysore.
4. The Director, SRM KJ Somaiya Institute of Management Studies, Bangalore.
5. The Director, SRM KJ Somaiya Institute of Management Studies, Mysore.
6. The Director, SRM KJ Somaiya Institute of Management Studies, Mysore.







NO.	NAME	ADDRESS	PROPERTY	APPLICANT	AMOUNT	DATE	STATUS	REMARKS
01	...	...	...	...	...	...	...	...
02	...	...	...	...	...	...	...	...
03	...	...	...	...	...	...	...	...
04	...	...	...	...	...	...	...	...
05	...	...	...	...	...	...	...	...
06	...	...	...	...	...	...	...	...
07	...	...	...	...	...	...	...	...
08	...	...	...	...	...	...	...	...
09	...	...	...	...	...	...	...	...
10	...	...	...	...	...	...	...	...
11	...	...	...	...	...	...	...	...
12	...	...	...	...	...	...	...	...
13	...	...	...	...	...	...	...	...
14	...	...	...	...	...	...	...	...
15	...	...	...	...	...	...	...	...
16	...	...	...	...	...	...	...	...
17	...	...	...	...	...	...	...	...
18	...	...	...	...	...	...	...	...
19	...	...	...	...	...	...	...	...
20	...	...	...	...	...	...	...	...

*[Handwritten Signature]*

APPROVED AND FORWARDED  
 MUNICIPAL ENGINEER

**H. P. GURDJI**  
 Chairman  
 Municipal Engineering Department





VIDARBHA INSTITUTE OF PHARMACY

Amalner, District: Parbhani, WASHED-410005 (M.S.)

Contact : 9921024361, 9630000508

Date : 01/11/2022

CERTIFICATE

This is to certify that there are no orders of entry paid to teaching staff during financial year 2021-22.

Financially applicable.



  
Principal



VIDARBHA INSTITUTE OF PHARMACY

Approved, Deemed to be Univ. No. UVT/11/16-44688 (1984)

Contact : 0791.2644000, 5007602005

Date : 31/05/2022

CERTIFICATE

This is to certify that there are no arrears of salary paid to non-teaching staff during financial year 2021-22.

None/not applicable.



  
Principal



VIDARBHA INSTITUTE OF PHARMACY

Aspektol, Banda Pura, WASHIM-431005 (MS)

Contact : 09973362222, 9422021100

Date : 31/10/2022

CERTIFICATE

This is to certify that there are no remuneration / professional charges to be paid staff during financial year 2021-22.

Amount not applicable.



  
Principal



VIDARBHA INSTITUTE OF PHARMACY

Ashtabhad, Tare's Plaza, W.A.S. Road-445002 (M.P.)

Contact : 352154436, 9422000000


Date: 31/03/2022

CERTIFICATE

I hereby certify that there are no financial irregularities during financial year 2021-22.

Hence not applicable.



  
Principal

PHARMACY COUNCIL OF INDIA NEW DELHI

Receipt No. 54022

Receipt Date: 22-12-2021

Received with thanks from DR S K JOSHI (NVAL EDUCATIONAL AND RESEARCH TRUST

VIDYARITHA INSTITUTE OF PHARMACY AN ANNEXED BORALA PURTA HINGOLI ROAD

WASHIM MAHARASHTRA Institution a/c no. of Rs 208500.00. Receipt only in account of payment

towards following:

Course Name	Education/Regulatory Charges Type	Amount
D.Pharm	Annual Pharmacy Education Regulatory Charges for Admission (at 100%)	150000.00
D.Pharm	Incremental fee	25000.00
D.Pharm	Annual Pharmacy Education Regulatory Charges for Affiliation per annum	50000.00
	Total Pharmacy Education Regulatory Charges (including 18% GST)	208500.00

Please note that the acceptance of Pharmacy Education Regulatory Charges for Affiliation does not mean approval.

  
Secretary  
Pharmacy Council of India  
New Delhi



PHARMACY COUNCIL OF INDIA NEW DELHI

Receipt No. 61931

RECEIVED: 21-11-2021

Received with Entry from DR. S. K. TOSHNIWAL EDUCATION AND RESEARCH TRUST

V. DARBHA INSTITUTE OF PHARMACY ANJANKHEJ BUNARA PHATA HIRSOOLI ROAD

WASHIM (MAHARASHTRA) Institution a/c of Rs. 275000/- Deposited only on account of payment towards following:

Course Name	Percentage of Course Regulatory Charges Type	Amount
B.Pharm	Start-up fee Course	100000.00
B.Pharm	Pharmacy Education Regulatory Charges for Inspection	100000.00
D.Pharm	Examine in India	50000.00
D.Pharm	Annual Pharmacy Education Regulatory Charges for of 50000 per annum	50000.00
	Total Pharmacy Education Regulatory Charge	275000.00

Pharmacy Education Regulatory Charges for APB for 2021-22  
not yet approved.

  
Principal  
Pharmacy Council of India  
New Delhi

PHARMACY COUNCIL OF INDIA NEW DELHI

Receipt No. 54022

Receipt Date: 22-12-2021

Received with thanks from DR S K TOSHNIWAL EDUCATIONAL AND RESEARCH TRUST  
 V DARBHA INSTITUTE OF PHARMACY ANJANKIED BORNIA PHATA HINGOLI ROAD  
 WASHIM MAHARASHTRA Institution a sum of Rs. 207500/- Rupees only on account of payment  
 towards following:

Course Name	Pharmacy Education & Regulatory Charges Type	Amount
B.Pharm	Annual Pharmacy Education Regulatory Charges for Affiliation per annum	100000.00
D.Pharm	Increase in intake	25000.00
D.Pharm	Annual Pharmacy Education Regulatory Charges for Affiliation per annum	80000.00
	<b>Total Pharmacy Education Regulatory Charges (including 10% GST)</b>	<b>205000.00</b>

Please note that this acceptance of Pharmacy Education Regulatory Charges for Affiliation does not mean approval.

  
 For  
 Director  
 Pharmacy Council of India  
 New Delhi



**Dr. Subbarao Institute of Technology**  
University College

**Address:** [Blank]  
**City:** Tumkur  
**State:** Karnataka  
**Pin Code:** 572102

**Address:** [Blank]  
**City:** Tumkur  
**State:** Karnataka  
**Pin Code:** 572102

**Dr. Subbarao Institute of Technology**  
University College  
Tumkur  
Karnataka  
572102

**Dr. Subbarao Institute of Technology**  
University College  
Tumkur  
Karnataka  
572102

**Dr. Subbarao Institute of Technology**  
University College  
Tumkur  
Karnataka  
572102

**Dr. Subbarao Institute of Technology**  
University College  
Tumkur  
Karnataka  
572102

**Dr. Subbarao Institute of Technology**  
University College  
Tumkur  
Karnataka  
572102

**Dr. Subbarao Institute of Technology**  
University College  
Tumkur  
Karnataka  
572102

**Dr. Subbarao Institute of Technology**  
University College  
Tumkur  
Karnataka  
572102

**Project: National Day Celebrations**

1. Set up a committee to plan the event. The committee should include representatives from all classes and the school administration.



2. Determine the date and time for the event. Consider the school calendar and any other events that may be taking place at the same time.

3. Develop a budget for the event. This should include costs for decorations, food, and any other materials needed.

- Decorations
- Food
- Materials
- Transportation
- Entertainment



4. Create a program for the event. This should include a list of activities, speakers, and entertainment.

- Speeches
- Singing
- Games
- Entertainment

5. Promote the event. Use posters, flyers, and social media to let everyone know about the event.

6. Practice the program. Run through the program several times to make sure everything goes smoothly.

7. Execute the program. On the day of the event, follow the program and enjoy the celebration!

8. Evaluate the event. After the event, ask for feedback from everyone who attended to see what went well and what could be improved.

9. Thank everyone who helped make the event successful.

10. Reflect on the experience. Think about what you learned and how you can apply it to other projects.

11. Share the experience. Tell your friends and family about the event and how it went.

12. Celebrate! Enjoy the success of your event and the pride you feel in what you accomplished.

13. Remember to have fun! National Day is a special day, and it's important to enjoy it to the fullest.

14. Be proud of your country and its achievements.

15. Be a good citizen and follow the rules.

16. Be respectful to everyone.

17. Be kind and helpful.

18. Be responsible.

19. Be brave.

20. Be confident.

21. Be happy.

22. Be successful.



2023 National Day Celebrations

Page 1


1. Set up a committee to plan the event. The committee should include representatives from all classes and the school administration.



2. Determine the date and time for the event. Consider the school calendar and any other events that may be taking place at the same time.

3. Develop a budget for the event. This should include costs for decorations, food, and any other materials needed.

- Decorations
- Food
- Materials
- Transportation
- Entertainment



4. Create a program for the event. This should include a list of activities, speakers, and entertainment.

- Speeches
- Singing
- Games
- Entertainment

5. Promote the event. Use posters, flyers, and social media to let everyone know about the event.

6. Practice the program. Run through the program several times to make sure everything goes smoothly.

7. Execute the program. On the day of the event, follow the program and enjoy the celebration!

8. Evaluate the event. After the event, ask for feedback from everyone who attended to see what went well and what could be improved.

9. Thank everyone who helped make the event successful.

10. Reflect on the experience. Think about what you learned and how you can apply it to other projects.

11. Share the experience. Tell your friends and family about the event and how it went.

12. Celebrate! Enjoy the success of your event and the pride you feel in what you accomplished.

13. Remember to have fun! National Day is a special day, and it's important to enjoy it to the fullest.

14. Be proud of your country and its achievements.

15. Be a good citizen and follow the rules.

16. Be respectful to everyone.

17. Be kind and helpful.

18. Be responsible.

19. Be brave.

20. Be confident.

21. Be happy.

22. Be successful.



2023 National Day Celebrations

Page 2

Handwritten notes in purple ink: "Handwritten notes in purple ink" and "Handwritten notes in purple ink".

Handwritten notes in black ink: "Handwritten notes in black ink" and "Handwritten notes in black ink".

Handwritten signature in black ink.

Handwritten notes in black ink: "Handwritten notes in black ink" and "Handwritten notes in black ink".

Handwritten notes in black ink: "Handwritten notes in black ink" and "Handwritten notes in black ink".

Official stamp and text: "Official stamp and text" and "Official stamp and text".

Handwritten notes in black ink: "Handwritten notes in black ink" and "Handwritten notes in black ink".

Handwritten signature in black ink.

Handwritten notes in black ink: "Handwritten notes in black ink" and "Handwritten notes in black ink".

Handwritten notes in black ink: "Handwritten notes in black ink" and "Handwritten notes in black ink".

Official stamp and text: "Official stamp and text" and "Official stamp and text".









Sl. No.	Name of the Candidate	Gender	Roll No.	Grade	Age	DOB	Apprentice	Region	Ward	Ward No.	Ward Name	Ward Type	Ward Code
1	Abhishek Kumar	Male	1000001	Grade 10	15	2005/01/15	Apprentice 1	Region 1	Ward 1	1000	Ward 1	Urban	1000001
2	Amit Kumar	Male	1000002	Grade 10	15	2005/02/20	Apprentice 1	Region 1	Ward 2	1001	Ward 2	Urban	1000002
3	Arjun Kumar	Male	1000003	Grade 10	15	2005/03/25	Apprentice 1	Region 1	Ward 3	1002	Ward 3	Urban	1000003
4	Ashish Kumar	Male	1000004	Grade 10	15	2005/04/30	Apprentice 1	Region 1	Ward 4	1003	Ward 4	Urban	1000004
5	Ashish Kumar	Male	1000005	Grade 10	15	2005/05/05	Apprentice 1	Region 1	Ward 5	1004	Ward 5	Urban	1000005
6	Ashish Kumar	Male	1000006	Grade 10	15	2005/06/10	Apprentice 1	Region 1	Ward 6	1005	Ward 6	Urban	1000006
7	Ashish Kumar	Male	1000007	Grade 10	15	2005/07/15	Apprentice 1	Region 1	Ward 7	1006	Ward 7	Urban	1000007
8	Ashish Kumar	Male	1000008	Grade 10	15	2005/08/20	Apprentice 1	Region 1	Ward 8	1007	Ward 8	Urban	1000008
9	Ashish Kumar	Male	1000009	Grade 10	15	2005/09/25	Apprentice 1	Region 1	Ward 9	1008	Ward 9	Urban	1000009
10	Ashish Kumar	Male	1000010	Grade 10	15	2005/10/30	Apprentice 1	Region 1	Ward 10	1009	Ward 10	Urban	1000010
11	Ashish Kumar	Male	1000011	Grade 10	15	2005/11/05	Apprentice 1	Region 1	Ward 11	1010	Ward 11	Urban	1000011
12	Ashish Kumar	Male	1000012	Grade 10	15	2005/12/10	Apprentice 1	Region 1	Ward 12	1011	Ward 12	Urban	1000012
13	Ashish Kumar	Male	1000013	Grade 10	15	2006/01/15	Apprentice 1	Region 1	Ward 13	1012	Ward 13	Urban	1000013
14	Ashish Kumar	Male	1000014	Grade 10	15	2006/02/20	Apprentice 1	Region 1	Ward 14	1013	Ward 14	Urban	1000014
15	Ashish Kumar	Male	1000015	Grade 10	15	2006/03/25	Apprentice 1	Region 1	Ward 15	1014	Ward 15	Urban	1000015
16	Ashish Kumar	Male	1000016	Grade 10	15	2006/04/30	Apprentice 1	Region 1	Ward 16	1015	Ward 16	Urban	1000016
17	Ashish Kumar	Male	1000017	Grade 10	15	2006/05/05	Apprentice 1	Region 1	Ward 17	1016	Ward 17	Urban	1000017
18	Ashish Kumar	Male	1000018	Grade 10	15	2006/06/10	Apprentice 1	Region 1	Ward 18	1017	Ward 18	Urban	1000018
19	Ashish Kumar	Male	1000019	Grade 10	15	2006/07/15	Apprentice 1	Region 1	Ward 19	1018	Ward 19	Urban	1000019
20	Ashish Kumar	Male	1000020	Grade 10	15	2006/08/20	Apprentice 1	Region 1	Ward 20	1019	Ward 20	Urban	1000020
21	Ashish Kumar	Male	1000021	Grade 10	15	2006/09/25	Apprentice 1	Region 1	Ward 21	1020	Ward 21	Urban	1000021
22	Ashish Kumar	Male	1000022	Grade 10	15	2006/10/30	Apprentice 1	Region 1	Ward 22	1021	Ward 22	Urban	1000022
23	Ashish Kumar	Male	1000023	Grade 10	15	2006/11/05	Apprentice 1	Region 1	Ward 23	1022	Ward 23	Urban	1000023
24	Ashish Kumar	Male	1000024	Grade 10	15	2006/12/10	Apprentice 1	Region 1	Ward 24	1023	Ward 24	Urban	1000024
25	Ashish Kumar	Male	1000025	Grade 10	15	2007/01/15	Apprentice 1	Region 1	Ward 25	1024	Ward 25	Urban	1000025
26	Ashish Kumar	Male	1000026	Grade 10	15	2007/02/20	Apprentice 1	Region 1	Ward 26	1025	Ward 26	Urban	1000026
27	Ashish Kumar	Male	1000027	Grade 10	15	2007/03/25	Apprentice 1	Region 1	Ward 27	1026	Ward 27	Urban	1000027
28	Ashish Kumar	Male	1000028	Grade 10	15	2007/04/30	Apprentice 1	Region 1	Ward 28	1027	Ward 28	Urban	1000028
29	Ashish Kumar	Male	1000029	Grade 10	15	2007/05/05	Apprentice 1	Region 1	Ward 29	1028	Ward 29	Urban	1000029
30	Ashish Kumar	Male	1000030	Grade 10	15	2007/06/10	Apprentice 1	Region 1	Ward 30	1029	Ward 30	Urban	1000030
31	Ashish Kumar	Male	1000031	Grade 10	15	2007/07/15	Apprentice 1	Region 1	Ward 31	1030	Ward 31	Urban	1000031
32	Ashish Kumar	Male	1000032	Grade 10	15	2007/08/20	Apprentice 1	Region 1	Ward 32	1031	Ward 32	Urban	1000032
33	Ashish Kumar	Male	1000033	Grade 10	15	2007/09/25	Apprentice 1	Region 1	Ward 33	1032	Ward 33	Urban	1000033
34	Ashish Kumar	Male	1000034	Grade 10	15	2007/10/30	Apprentice 1	Region 1	Ward 34	1033	Ward 34	Urban	1000034
35	Ashish Kumar	Male	1000035	Grade 10	15	2007/11/05	Apprentice 1	Region 1	Ward 35	1034	Ward 35	Urban	1000035
36	Ashish Kumar	Male	1000036	Grade 10	15	2007/12/10	Apprentice 1	Region 1	Ward 36	1035	Ward 36	Urban	1000036
37	Ashish Kumar	Male	1000037	Grade 10	15	2008/01/15	Apprentice 1	Region 1	Ward 37	1036	Ward 37	Urban	1000037
38	Ashish Kumar	Male	1000038	Grade 10	15	2008/02/20	Apprentice 1	Region 1	Ward 38	1037	Ward 38	Urban	1000038
39	Ashish Kumar	Male	1000039	Grade 10	15	2008/03/25	Apprentice 1	Region 1	Ward 39	1038	Ward 39	Urban	1000039
40	Ashish Kumar	Male	1000040	Grade 10	15	2008/04/30	Apprentice 1	Region 1	Ward 40	1039	Ward 40	Urban	1000040
41	Ashish Kumar	Male	1000041	Grade 10	15	2008/05/05	Apprentice 1	Region 1	Ward 41	1040	Ward 41	Urban	1000041
42	Ashish Kumar	Male	1000042	Grade 10	15	2008/06/10	Apprentice 1	Region 1	Ward 42	1041	Ward 42	Urban	1000042
43	Ashish Kumar	Male	1000043	Grade 10	15	2008/07/15	Apprentice 1	Region 1	Ward 43	1042	Ward 43	Urban	1000043
44	Ashish Kumar	Male	1000044	Grade 10	15	2008/08/20	Apprentice 1	Region 1	Ward 44	1043	Ward 44	Urban	1000044
45	Ashish Kumar	Male	1000045	Grade 10	15	2008/09/25	Apprentice 1	Region 1	Ward 45	1044	Ward 45	Urban	1000045
46	Ashish Kumar	Male	1000046	Grade 10	15	2008/10/30	Apprentice 1	Region 1	Ward 46	1045	Ward 46	Urban	1000046
47	Ashish Kumar	Male	1000047	Grade 10	15	2008/11/05	Apprentice 1	Region 1	Ward 47	1046	Ward 47	Urban	1000047
48	Ashish Kumar	Male	1000048	Grade 10	15	2008/12/10	Apprentice 1	Region 1	Ward 48	1047	Ward 48	Urban	1000048
49	Ashish Kumar	Male	1000049	Grade 10	15	2009/01/15	Apprentice 1	Region 1	Ward 49	1048	Ward 49	Urban	1000049
50	Ashish Kumar	Male	1000050	Grade 10	15	2009/02/20	Apprentice 1	Region 1	Ward 50	1049	Ward 50	Urban	1000050



Sl. No.	Name of Candidate	Roll No.	Grade	Mark	Grade	Sl. No.	Name of Candidate	Roll No.	Grade	Mark	Grade	Sl. No.	Name of Candidate
1	...	...	...	...	...	2	...	...	...	...	...	3	...
3	...	...	...	...	...	4	...	...	...	...	...	5	...
6	...	...	...	...	...	7	...	...	...	...	...	8	...
9	...	...	...	...	...	10	...	...	...	...	...	11	...



*[Signature]*  
 Headmaster  
 ...  
 ...

























Security and Finance

 Bank of America 100 North Tryon Street Charlotte, NC 28202 Tel: (704) 383-3000	
Account Number: 12345678901234567890 Routing Number: 053000123	
Account Type: Checking	
Account Holder: John Doe	
Address: 123 Main Street, Apt 456, Charlotte, NC 28201	
City: Charlotte, NC	
State: NC	
Zip: 28201	
Phone: (704) 555-1234	
Email: john.doe@example.com	
Date of Birth: 01/01/1980	
Social Security Number: 123-45-6789	
Signature: 	
Date: 10/27/2023	
Branch: Main Branch	
Officer: Jane Smith	
Remarks: New Account Opening	

  
 Jane Smith  
 Branch Manager  
 100 North Tryon Street  
 Charlotte, NC 28202



Application ID	Candidate's Name as per Application Form	Application Status
2112040202001	Dattatraya Pradipkumar Madhwarao	Approved
2112040202002	Trilokrajaji Dadas	Approved
2112040202003	Deven Pravin Pawar	Approved
2112040202004	Tejashwari Pravin Patil	Approved
2112040202005	Tarun Manoj Pawar	Approved
2112040202006	Tejash Pravin Pawar	Approved
2112040202007	ADARSH MANOJ DHANANJAY	Approved
2112040202008	Divyanshu Pravin Pawar	Approved
2112040202009	Garudhraj Pravin Pawar	Approved
2112040202010	Adarsh Pravin Pawar	Approved
2112040202011	Wagh Pravin Pawar	Approved
2112040202012	Wagode Pravin Pawar	Approved
2112040202013	Pravin Pawar	Approved
2112040202014	Swadesh Pravin Pawar	Approved
2112040202015	Divyanshu Pravin Pawar	Approved
2112040202016	ASHISH KAWAR	Approved
2112040202017	Santosh Pravin Pawar	Approved
2112040202018	Pravin Pawar	Approved
2112040202019	Tejash Pravin Pawar	Approved
2112040202020	Wagode Pravin Pawar	Approved
2112040202021	Wagode Pravin Pawar	Approved
2112040202022	Pravin Pawar	Approved
2112040202023	Pravin Pawar	Approved
2112040202024	Pravin Pawar	Approved
2112040202025	Pravin Pawar	Approved
2112040202026	Pravin Pawar	Approved
2112040202027	Pravin Pawar	Approved
2112040202028	Pravin Pawar	Approved
2112040202029	Pravin Pawar	Approved
2112040202030	Pravin Pawar	Approved
2112040202031	Pravin Pawar	Approved
2112040202032	Pravin Pawar	Approved
2112040202033	Pravin Pawar	Approved
2112040202034	Pravin Pawar	Approved
2112040202035	Pravin Pawar	Approved
2112040202036	Pravin Pawar	Approved
2112040202037	Pravin Pawar	Approved
2112040202038	Pravin Pawar	Approved
2112040202039	Pravin Pawar	Approved
2112040202040	Pravin Pawar	Approved
2112040202041	Pravin Pawar	Approved
2112040202042	Pravin Pawar	Approved
2112040202043	Pravin Pawar	Approved
2112040202044	Pravin Pawar	Approved
2112040202045	Pravin Pawar	Approved
2112040202046	Pravin Pawar	Approved
2112040202047	Pravin Pawar	Approved

  
 \_\_\_\_\_  
 \_\_\_\_\_  
 \_\_\_\_\_



2112141002078 Charles Ake Frolath  
2112241002080 Fadi Mhri Saqlan  
2112241002087 Taha Iyeh Hattar  
2112241002098 Theodor Sabas Frolath  
2112241002099 Shouab Alqarni Gamil  
2112241002100 Qawana Frolath Frolath  
2112241002101 Ghayth Aya Hattar  
2112241002102 Hassan Maysal Hattar  
2112241002103 Aya Ghayth Hattar

201202177 Approved  
201202181 Approved  
201202221 Approved  
201202224 Approved  
201202702 Approved  
201202712 Approved  
201202757 Approved  
201202842 Approved  
201202888 Approved

  
2012  
Approved  
Approved

D. S. K. Technical, Educational & Research Trust's  
Vidarbha Institute of Pharmacy, Anjanahed, Washim  
Schedules to the Income & Expenditure Account and Balance Sheet  
For F.Y. 2021-22

Schedule 1	B PHARM	D PHARM	TOTAL
<b>Schedule 1</b>			
<b>Salaries &amp; Remunerations</b>			
Salary - Teaching	60,07,901	60,46,967	1,05,31,866
Salary Non-Teaching	25,00,000	25,00,000	44,00,000
M.A. Exam Remuneration			
MSITE Remuneration			-
<b>TOTAL</b>	<b>62,06,601</b>	<b>67,47,637</b>	<b>1,49,56,208</b>
<b>Schedule 2</b>			
<b>Admission, Inspection &amp; Exam. Exp.</b>			
Admission B&T J + MSITE	1,95,164	15,000	2,10,164
Admission P.C.I	1,00,000	25,000	1,25,000
ARJ Fees	20,000		20,000
CTE Exp	0,660	5,330	5,990
Exam and Enrollment Fees Exp.	42,710	25,160	1,45,560
FEE AUDIT AND MOC FEES	15,600	8,400	23,000
Seat Acceptance Fees	31,651	14,927	45,776
Inspection Exp	7,600	-	7,600
<b>TOTAL</b>	<b>4,79,643</b>	<b>2,17,507</b>	<b>6,86,150</b>
<b>Schedule 3</b>			
<b>Audit &amp; Prof. Charges</b>			
Audit Fees	42,000	18,000	60,000
Professional Charges	38,920	16,600	55,500
Patent Fees	11,000	14,400	44,000
Registration Fees			
<b>TOTAL</b>	<b>1,14,520</b>	<b>49,000</b>	<b>1,63,600</b>
<b>Schedule 4</b>			
<b>Establishment Expenses</b>			
Advertisement Expenses - Corona.	22,754	5,732	32,506
Electricity Charges	84,251	36,095	1,20,515
Facility Development	240	390	1,200
Generator Exp	81,647	24,992	1,15,639
Gas Exp	22,100	3,454	31,512
Hotel Exp	15,884	20,960	35,834
News Paper	5,610	2,600	12,300
Fuel & Diesel Expenses	1,21,507	44,003	1,45,410
Postage, Telephone & Internet Expenses	53,000	24,740	75,000
Printing & Stationery Exp.	50,800	25,007	55,900



Supplies, Release, Welfare, etc.	49,223	21,055	70,278
Traveling Expenses	1,70,944	56,743	1,87,687
Water Expenses	14,982	6,477	21,459
<b>TOTAL</b>	<b>7,03,734</b>	<b>3,04,601</b>	<b>10,08,335</b>
<b>Schedule 5</b>			
Finance Charges			
BANK CHARGES	13,550	5,579	19,129
<b>TOTAL</b>	<b>13,550</b>	<b>5,579</b>	<b>19,129</b>
<b>Schedule 6</b>			
Lab Expenses			
Consumables Etc.	42,605	14,714	57,319
Lab Manual	21,206	5,945	27,151
Lab Expenses	23,271	3,973	27,244
<b>TOTAL</b>	<b>89,079</b>	<b>20,177</b>	<b>1,27,256</b>
<b>Schedule 7</b>			
Office & Misc. Exp.			
Office Exp.	66,372	28,445	94,817
<b>TOTAL</b>	<b>66,372</b>	<b>28,445</b>	<b>94,817</b>
<b>Schedule 8</b>			
Repairs & Maintenance			
- Building	15,70,354	1,97,510	17,67,864
- Computers	21,461	9,249	30,710
- Furniture	15,952	6,310	22,262
- Others	79,576	14,754	94,330
- Vehicle	91,346	39,405	1,30,751
Insurance Expenses	1,31,072	36,174	1,67,246
<b>TOTAL</b>	<b>19,68,359</b>	<b>8,43,798</b>	<b>28,12,157</b>
<b>Schedule 9</b>			
Staff & Student Welfare Expenses			
Food Expenses			
Medical Expenses	3,697	5,955	9,652
Staff Welfare Expenses	1,25,252	55,304	1,50,556
Staff Uniform Exp.	55,424	25,035	80,459
Students Welfare Expenses	30,495	15,070	45,565
Sports Exp.	16,441	7,020	23,461
Subscriptions and memberships	16,800	7,720	24,520
<b>TOTAL</b>	<b>2,65,250</b>	<b>1,13,678</b>	<b>3,78,928</b>
<b>Schedule 10</b>			
Usage Charges (Rent)			
Usage Charges	4,00,000	5,60,000	9,60,000





	TOTAL	4,08,000	3,68,000	9,76,000
<b>Schedule 11</b>				
<b>Fees &amp; Fines</b>				
Tuition Fees	61,92,355	91,19,261	1,02,35,216	
Development Fees	6,55,492	9,41,747	13,97,239	
Issuing Certificate Fees		71,907	71,500	
Exam fee	79,302	14,200	1,14,000	
Other Fees 2019-20		1,210	1,412	
Other Fees 2020-21		739	225	
Other Income	12,190	1,15,711	1,31,504	
<b>TOTAL</b>	<b>69,45,837</b>	<b>1,02,26,038</b>	<b>1,21,71,895</b>	
<b>Schedule 12</b>				
<b>Center Income</b>				
Technical Institutions Staff Income	-	7,112	7,112	
Facilitation Center Fees	-	25,300	25,300	
FEE Income:	-	62,350	75,300	
<b>TOTAL</b>	<b>-</b>	<b>94,762</b>	<b>1,07,712</b>	
<b>Schedule 13</b>				
<b>ACCOUNTS PAYABLE</b>				
Salaries - Non Teaching Staff	10,47,790	10,47,790	20,95,580	
Salaries - Teaching Staff	7,67,710	13,87,948	17,55,638	
Excess Fees Refundable		1,76,755	1,76,233	
Excess Fees Refundable 2020-21		42,235	49,755	
H. V. Sharma	47,000	3,000	40,000	
MSDE Remuneration Payable		22,205	22,225	
Exam Remuneration	-	21,159	7,175	
Fuel Taxes	-	890	880	
	<b>23,37,490</b>	<b>38,16,298</b>	<b>56,75,728</b>	
<b>Schedule 14</b>				
<b>Current Assets</b>				
<b>ACCOUNTS RECEIVABLE</b>				
Dev. Fees Receivable 2015-16		10,000	10,000	
Dev. Fees Receivable 2017-19		12,160	12,160	
Dev. Fees Receivable 2019-20		1,008	5,510	
Dev. Fees Receivable 2020-21		11,638	11,638	
Teaching Center Fees 2020-21		46,640	46,640	
Facilitation Center Fees 2019-20		1,23,407	1,23,400	
Facilitation Center Fees 2021-22		21,500	25,900	
Tuition Fees Receivable 2021-22	29,99,700	52,87,259	57,06,975	

Other Fees Receivable 2015-16		1,090	1,090
Tuition Fees Receivable 2015-16	-	1,10,000	1,10,000
Other Fees Receivable 2017-18	-	15,11,985	15,11,985
Tuition Fees Receivable 2016-19	-	72,132	72,132
Tuition Fees Receivable 2019-20	-	1,37,995	1,37,995
Tuition Fees Receivable 2020-21	-	12,42,183	12,42,183
<b>TOTAL</b>	<b>19,93,706</b>	<b>85,85,453</b>	<b>1,25,85,184</b>







PARTICULARS		AMOUNT
TOTAL		4524477.30
Salaries & Wages	1000000.00	
Grants & Donations	1500000.00	
Interest on Loans	200000.00	
Printing & Stationery	100000.00	
Repairs & Maintenance	150000.00	
Travel Expenses	100000.00	
Depreciation	100000.00	
Contingencies	100000.00	
Income Tax	100000.00	
Provision for Bad Debts	100000.00	
Other Expenses	100000.00	
Total	4524477.30	


  
**THE NATIONAL INSTITUTE OF PHARMACY**  
 Dr. S. S. JOSHI  
 PRINCIPAL

  
 Dr. S. S. JOSHI  
 PRINCIPAL

20/08/2024  
 10:00 AM

D. S. K. Technical, Educational & Research Trust's  
Vidarbha Institute of Pharmacy, Anjanahed, Washim  
Schedules to the Income & Expenditure Account and Balance Sheet  
For F.Y. 2021-22

Schedule 1	B PHARM	D PHARM	TOTAL
<b>Schedule 1</b>			
<b>Salaries &amp; Remunerations</b>			
Salary - Teaching	60,07,901	60,46,967	1,05,31,866
Salary Non-Teaching	25,00,000	25,00,000	44,00,000
M.A. Exam Remuneration			
MSITE Remuneration			-
<b>TOTAL</b>	<b>62,06,601</b>	<b>67,47,637</b>	<b>1,49,56,208</b>
<b>Schedule 2</b>			
<b>Admission, Inspection &amp; Exam. Exp.</b>			
Admission B&TJ + MSITE	1,95,164	15,000	2,10,164
Admission P.C.I	1,00,000	25,000	1,25,000
ARJ Fees	20,000		20,000
CTE Exp	0,660	5,330	5,990
Exam and Enrollment Fees Exp.	42,700	25,160	1,45,560
FILE ALLOTMENT & DOC FEES	15,600	8,400	23,000
Seat Acceptance Fees	31,651	14,927	45,776
Inspection Exp	7,600	-	7,600
<b>TOTAL</b>	<b>4,79,643</b>	<b>2,17,507</b>	<b>6,86,150</b>
<b>Schedule 3</b>			
<b>Audit &amp; Prof. Charges</b>			
Audit Fees	42,000	18,000	60,000
Professional Charges	38,920	16,600	55,500
Patent Fees	11,000	14,400	44,000
Registration Fees			
<b>TOTAL</b>	<b>1,14,520</b>	<b>49,000</b>	<b>1,63,600</b>
<b>Schedule 4</b>			
<b>Establishment Expenses</b>			
Advertisement Expenses - Corona.	22,754	5,732	32,506
Electricity Charges	84,251	36,095	1,20,515
Facility Development	240	390	1,200
Generator Exp	81,647	24,992	1,15,639
Gas Exp	22,000	3,454	31,512
Hotel Exp	15,884	20,960	35,834
News Paper	5,610	2,600	12,300
Fuel & Diesel Expenses	1,21,507	44,000	1,45,410
Postage, Telephone & Internet Expenses	53,000	24,740	75,000
Printing & Stationery Exp.	50,800	25,000	55,900





Supplies, Release, Welfare, etc.	49,223	21,055	70,278
Traveling Expenses	1,70,944	56,743	1,87,687
Water Expenses	14,982	6,477	21,459
<b>TOTAL</b>	<b>7,03,734</b>	<b>3,04,601</b>	<b>10,08,335</b>
<b>Schedule 5</b>			
Finance Charges			
BANK CHARGES	13,550	5,579	19,129
<b>TOTAL</b>	<b>13,550</b>	<b>5,579</b>	<b>19,129</b>
<b>Schedule 6</b>			
Lab Expenses			
Consumables Etc.	42,605	14,714	57,319
Lab Manual	21,206	5,945	27,151
Lab Expenses	23,271	3,973	27,244
<b>TOTAL</b>	<b>89,079</b>	<b>20,177</b>	<b>1,27,256</b>
<b>Schedule 7</b>			
Office & Misc. Exp.			
Office Exp.	66,372	28,445	94,817
<b>TOTAL</b>	<b>66,372</b>	<b>28,445</b>	<b>94,817</b>
<b>Schedule 8</b>			
Repairs & Maintenance			
- Building	15,70,354	1,97,510	17,67,864
- Computers	21,461	9,249	30,710
- Furniture	15,952	6,310	22,262
- Others	79,576	14,754	94,330
- Vehicle	91,346	39,405	1,30,751
Insurance Expenses	1,31,072	36,174	1,67,246
<b>TOTAL</b>	<b>19,68,359</b>	<b>8,43,798</b>	<b>28,12,157</b>
<b>Schedule 9</b>			
Staff & Student Welfare Expenses			
Food Expenses			-
Medical Expenses	3,697	5,955	9,652
Staff Welfare Expenses	1,25,252	55,304	1,50,556
Staff Uniform Exp.	55,424	25,035	80,459
Students Welfare Expenses	30,495	15,070	45,565
Sports Exp.	16,441	7,020	23,461
Subscription and membership	16,800	7,720	24,520
<b>TOTAL</b>	<b>2,65,250</b>	<b>1,13,678</b>	<b>3,78,928</b>
<b>Schedule 10</b>			
Usage Charges (Rent)			
Usage Charges	4,00,000	5,60,000	9,60,000



	TOTAL	4,08,000	3,68,000	9,76,000
<b>Schedule 11</b>				
<b>Fees &amp; Fines</b>				
Tuition Fees	61,92,355	91,19,261	1,02,35,216	
Development Fees	6,55,492	9,41,747	1,57,239	
Issuing Certificate Fees		71,907	21,500	
Exam fee	79,302	14,200	1,14,000	
Other Fees 2019-20		1,210	1,412	
Other Fees 2020-21		739	225	
Other Income	12,190	1,15,711	1,31,504	
<b>TOTAL</b>	<b>69,45,837</b>	<b>1,02,26,038</b>	<b>1,21,71,895</b>	
<b>Schedule 12</b>				
<b>Center Income</b>				
Technical Institutions Sub. Income	-	7,112	1,112	
Facilitation Center Fees	-	25,300	23,300	
FEE Income:	-	62,350	75,300	
<b>TOTAL</b>	<b>-</b>	<b>94,762</b>	<b>1,00,712</b>	
<b>Schedule 13</b>				
<b>ACCOUNTS PAYABLE</b>				
Salaries- Non Teaching Staff	10,47,790	10,47,790	20,55,501	
Salaries- Teaching Staff	7,17,710	13,87,948	12,55,638	
Excess Fees Refundable		1,76,755	1,76,233	
Excess Fees Refundable 2020-21		42,235	49,755	
H. V. Sharma	47,000	3,000	40,000	
MSDE Remuneration Payable		22,205	22,225	
Exam Remuneration	-	21,119	7,175	
Fuel Taxes	-	890	880	
	<b>23,37,490</b>	<b>38,16,238</b>	<b>36,75,728</b>	
<b>Schedule 14</b>				
<b>Current Assets</b>				
<b>ACCOUNTS RECEIVABLE</b>				
Dev. Fees Receivable 2015-16		10,000	10,000	
Dev. Fees Receivable 2017-19		12,160	12,160	
Dev. Fees Receivable 2019-20		1,018	5,510	
Dev. Fees Receivable 2020-21		11,638	11,638	
Teaching Center Fees 2020-21		46,640	46,640	
Facilitation Center Fees 2019-20		1,23,400	1,23,400	
Facilitation Center Fees 2021-22		21,500	23,900	
Tuition Fees Receivable 2021-22	29,99,700	52,87,259	50,06,975	

Other Fees Receivable 2015-16		1,090	1,090
Tuition Fees Receivable 2015-16	-	1,10,000	1,10,000
Other Fees Receivable 2017-18	-	15,11,985	15,11,985
Tuition Fees Receivable 2016-19	-	72,132	72,132
Tuition Fees Receivable 2019-20	-	1,37,995	1,37,995
Tuition Fees Receivable 2020-21	-	12,42,183	12,42,183
<b>TOTAL</b>	<b>29,93,706</b>	<b>85,85,453</b>	<b>1,25,85,184</b>





**VIJAYARHA INSTITUTE OF PHARMACY, WASHIM-445 309**  
**STATEMENT OF RECEIPT & PAYMENT ACCOUNT**  
 FOR THE YEAR ENDED ON 31.03.2022

Description	To	Particulars	Rs.
Balance b/d			14,000.00
Receipts			
Bank Deposits		Bank Deposits	10,000.00
Bank Balance		Bank Balance	1,000.00
General Ledger		General Ledger	2,000.00
Revenue		Revenue	2,000.00
Balance c/d			15,000.00
Payments			
Bank Deposits		Bank Deposits	1,000.00
Bank Balance		Bank Balance	1,000.00
General Ledger		General Ledger	2,000.00
Revenue		Revenue	2,000.00
Balance c/d			15,000.00
Receipts			
Bank Deposits		Bank Deposits	1,000.00
Bank Balance		Bank Balance	1,000.00
General Ledger		General Ledger	2,000.00
Revenue		Revenue	2,000.00
Balance c/d			15,000.00
Payments			
Bank Deposits		Bank Deposits	1,000.00
Bank Balance		Bank Balance	1,000.00
General Ledger		General Ledger	2,000.00
Revenue		Revenue	2,000.00
Balance c/d			15,000.00
Receipts			
Bank Deposits		Bank Deposits	1,000.00
Bank Balance		Bank Balance	1,000.00
General Ledger		General Ledger	2,000.00
Revenue		Revenue	2,000.00
Balance c/d			15,000.00







D. S. K. Technical, Educational & Research Trust's  
Vidarbha Institute of Pharmacy, Anjanahed, Washim  
Schedules to the Income & Expenditure Account and Balance Sheet  
For F.Y. 2021-22

Schedule 1	B PHARM	D PHARM	TOTAL
<b>Schedule 1</b>			
<b>Salaries &amp; Remunerations</b>			
Salary - Teaching	60,07,901	60,46,967	1,05,31,866
Salary Non-Teaching	25,00,000	25,00,000	44,00,000
M.A. Exam Remuneration			
MSITE Remuneration			-
<b>TOTAL</b>	<b>62,06,601</b>	<b>67,47,637</b>	<b>1,49,56,208</b>
<b>Schedule 2</b>			
<b>Admission, Inspection &amp; Exam. Exp.</b>			
Admission B&T J + MSITE	1,95,164	15,000	2,10,164
Admission P.C.I	1,00,000	25,000	1,25,000
ARJ Fees	20,000		20,000
CTE Exp	0,660	5,330	5,990
Exam and Enrollment Fees Exp.	42,710	25,160	1,45,560
FEE AUDIT AND MOC FEES	15,600	8,400	23,000
Seat Acceptance Fees	31,651	14,927	45,776
Inspection Exp	7,600	-	7,600
<b>TOTAL</b>	<b>4,79,643</b>	<b>2,17,507</b>	<b>6,86,150</b>
<b>Schedule 3</b>			
<b>Audit &amp; Prof. Charges</b>			
Audit Fees	42,000	18,000	60,000
Professional Charges	38,920	16,600	55,500
Patent Fees	11,000	14,400	44,000
Registration Fees			
<b>TOTAL</b>	<b>1,14,520</b>	<b>49,000</b>	<b>1,63,600</b>
<b>Schedule 4</b>			
<b>Establishment Expenses</b>			
Advertisement Expenses - Corona.	22,754	5,732	32,506
Electricity Charges	84,251	36,095	1,20,515
Facility Development	240	390	1,200
Generator Exp	81,647	24,992	1,15,639
Gas Exp	22,100	3,454	31,512
Hotel Exp	15,884	20,960	35,834
News Paper	5,610	2,600	12,300
Fuel & Diesel Expenses	1,21,507	44,003	1,45,410
Postage, Telephone & Internet Expenses	53,000	24,790	75,000
Printing & Stationery Exp.	50,800	25,000	55,900



Supplies, Release, Welfare, etc.	49,223	21,055	70,278
Traveling Expenses	1,70,944	56,743	1,87,687
Water Expenses	14,982	6,477	21,459
<b>TOTAL</b>	<b>7,03,734</b>	<b>3,04,601</b>	<b>10,08,335</b>
<b>Schedule 5</b>			
Finance Charges			
BANK CHARGES	13,550	5,579	19,129
<b>TOTAL</b>	<b>13,550</b>	<b>5,579</b>	<b>19,129</b>
<b>Schedule 6</b>			
Lab Expenses			
Consumables Etc.	42,605	14,714	57,319
Lab Manual	21,206	5,945	27,151
Lab Expenses	23,271	3,973	27,244
<b>TOTAL</b>	<b>89,079</b>	<b>20,177</b>	<b>1,27,256</b>
<b>Schedule 7</b>			
Office & Misc. Exp.			
Office Exp.	66,372	28,445	94,817
<b>TOTAL</b>	<b>66,372</b>	<b>28,445</b>	<b>94,817</b>
<b>Schedule 8</b>			
Repairs & Maintenance			
- Building	15,70,354	1,97,510	17,67,864
- Computers	21,461	9,249	30,710
- Furniture	15,952	6,310	22,262
- Others	79,576	14,754	94,330
- Vehicle	91,346	39,405	1,30,751
Insurance Expenses	1,31,072	36,174	1,67,246
<b>TOTAL</b>	<b>19,68,359</b>	<b>8,43,798</b>	<b>28,12,157</b>
<b>Schedule 9</b>			
Staff & Student Welfare Expenses			
Food Expenses			-
Medical Expenses	3,697	5,955	9,652
Staff Welfare Expenses	1,25,252	55,304	1,50,556
Staff Uniform Exp.	55,424	25,035	80,459
Students Welfare Expenses	30,495	15,070	45,565
Sports Exp.	16,441	7,020	23,461
Subscription and membership	16,800	7,720	24,520
<b>TOTAL</b>	<b>2,65,250</b>	<b>1,13,678</b>	<b>3,78,928</b>
<b>Schedule 10</b>			
Usage Charges (Rent)			
Usage Charges	4,00,000	5,60,000	9,60,000





	TOTAL	4,08,000	3,68,000	9,76,000
<b>Schedule 11</b>				
<b>Fees &amp; Fines</b>				
Tuition Fees	61,92,355	91,19,261	1,02,35,216	
Development Fees	6,55,492	9,41,747	1,57,239	
Issuing Certificate Fees		71,907	21,500	
Exam fee	79,302	14,200	1,14,000	
Other Fees 2019-20		1,210	1,412	
Other Fees 2020-21		739	225	
Other Income	12,190	1,15,711	1,31,504	
<b>TOTAL</b>	<b>69,45,837</b>	<b>1,02,26,038</b>	<b>1,21,71,895</b>	
<b>Schedule 12</b>				
<b>Center Income</b>				
Technical Institutions Sub. Income	-	7,112	1,112	
Facilitation Center Fees	-	25,300	23,300	
FEE Income:	-	62,350	75,300	
<b>TOTAL</b>	<b>-</b>	<b>94,762</b>	<b>1,00,712</b>	
<b>Schedule 13</b>				
<b>ACCOUNTS PAYABLE</b>				
Salaries - Non Teaching Staff	10,47,790	10,47,790	20,55,501	
Salaries - Teaching Staff	7,67,710	13,87,948	12,55,638	
Excess Fees Ref. Intable		1,76,755	1,76,233	
Excess Fees Balance due 2020-21		42,235	49,755	
H. V. Sharma	47,000	3,000	40,000	
MSDE Remuneration Payable		22,205	22,225	
Exam Remuneration	-	21,159	7,175	
Print Costs	-	890	880	
	<b>23,37,490</b>	<b>38,16,298</b>	<b>36,75,728</b>	
<b>Schedule 14</b>				
<b>Current Assets</b>				
<b>ACCOUNTS RECEIVABLE</b>				
Dev. Fees Receivable 2015-16		10,000	10,000	
Dev. Fees Receivable 2017-19		12,160	12,160	
Dev. Fees Receivable 2019-20		1,008	5,510	
Dev. Fees Receivable 2020-21		11,638	11,638	
Facilitation Center Fees 2020-21		46,640	46,640	
Facilitation Center Fees 2019-20		1,23,407	1,23,400	
Facilitation Center Fees 2021-22		21,500	23,300	
Tuition Fees Receivable 2021-22	29,99,700	52,87,259	50,06,975	

Other Fees Receivable 2015-16		1,090	1,090
Tuition Fees Receivable 2015-16	-	1,10,000	1,10,000
Other Fees Receivable 2017-18	-	15,11,985	15,11,985
Tuition Fees Receivable 2016-19	-	72,132	72,132
Tuition Fees Receivable 2019-20	-	1,37,995	1,37,995
Tuition Fees Receivable 2020-21	-	12,42,183	12,42,183
<b>TOTAL</b>	<b>19,93,706</b>	<b>85,85,453</b>	<b>1,25,85,184</b>









D. S. K. Technical, Educational & Research Trust's  
Vidarbha Institute of Pharmacy, Anjanahed, Washim  
Schedules to the Income & Expenditure Account and Balance Sheet  
For F.Y. 2021-22

Schedule 1	B PHARM	D PHARM	TOTAL
<b>Schedule 1</b>			
<b>Salaries &amp; Remunerations</b>			
Salary - Teaching	60,07,901	60,46,967	1,05,31,866
Salary Non-Teaching	25,00,000	25,00,000	44,00,000
M.A. Exam Remuneration			
MSITE Remuneration			-
<b>TOTAL</b>	<b>62,06,601</b>	<b>67,47,637</b>	<b>1,49,56,208</b>
<b>Schedule 2</b>			
<b>Admission, Inspection &amp; Exam. Exp.</b>			
Admission B&T J + MSITE	1,95,164	15,000	2,10,164
Admission P.C.I	1,00,000	25,000	1,25,000
ARJ Fees	20,000		20,000
CTE Exp	0,660	5,330	5,990
Exam and Enrollment Fees Exp.	42,710	25,160	1,45,560
FEE AUDIT AND MOC FEES	15,600	8,400	23,000
Seat Acceptance Fees	31,651	14,927	45,776
Inspection Exp	7,600	-	7,600
<b>TOTAL</b>	<b>4,79,643</b>	<b>2,17,507</b>	<b>6,86,150</b>
<b>Schedule 3</b>			
<b>Audit &amp; Prof. Charges</b>			
Audit Fees	42,000	18,000	60,000
Professional Charges	38,920	16,600	55,500
Patent Fees	11,000	14,400	44,000
Registration Fees			
<b>TOTAL</b>	<b>1,14,520</b>	<b>49,000</b>	<b>1,63,600</b>
<b>Schedule 4</b>			
<b>Establishment Expenses</b>			
Advertisement Expenses - Corona.	22,754	5,732	32,506
Electricity Charges	84,251	36,095	1,20,515
Facility Development	240	300	1,200
Generator Exp	81,647	24,992	1,15,639
Gas Exp	22,100	3,454	31,512
Hotel Exp	15,884	20,960	35,834
News Paper	5,610	2,600	12,300
Fuel & Diesel Expenses	1,21,507	44,003	1,45,410
Postage, Telephone & Internet Expenses	53,000	24,740	75,000
Printing & Stationery Exp.	50,800	25,000	55,900





Supplies, Release, Welfare, etc.	49,223	21,055	70,278
Traveling Expenses	1,70,944	56,743	1,87,687
Water Expenses	14,982	6,477	21,459
<b>TOTAL</b>	<b>7,03,734</b>	<b>3,04,601</b>	<b>10,08,335</b>
<b>Schedule 5</b>			
Finance Charges			
BANK CHARGES	13,550	5,579	19,129
<b>TOTAL</b>	<b>13,550</b>	<b>5,579</b>	<b>19,129</b>
<b>Schedule 6</b>			
Lab Expenses			
Consumables Etc.	42,605	14,714	57,319
Lab Manual	21,206	5,945	27,151
Lab Expenses	23,271	3,973	27,244
<b>TOTAL</b>	<b>89,079</b>	<b>30,177</b>	<b>1,27,256</b>
<b>Schedule 7</b>			
Office & Misc. Exp.			
Office Exp.	66,372	28,445	94,817
<b>TOTAL</b>	<b>66,372</b>	<b>28,445</b>	<b>94,817</b>
<b>Schedule 8</b>			
Repairs & Maintenance			
- Building	15,70,354	1,97,510	17,67,864
- Computers	21,461	9,249	30,710
- Furniture	15,952	6,310	22,262
- Others	79,576	14,754	94,330
- Vehicle	91,346	39,405	1,30,751
Insurance Expenses	1,31,072	36,174	1,67,246
<b>TOTAL</b>	<b>19,68,359</b>	<b>8,43,798</b>	<b>28,12,157</b>
<b>Schedule 9</b>			
Staff & Student Welfare Expenses			
Food Expenses			-
Medical Expenses	3,697	5,955	9,652
Staff Welfare Expenses	1,25,252	55,304	1,50,556
Staff Uniform Exp.	55,424	25,035	80,459
Students Welfare Expenses	30,495	15,070	45,565
Sports Exp.	16,441	7,020	23,461
Subscriptions and memberships	16,800	7,720	24,520
<b>TOTAL</b>	<b>2,65,250</b>	<b>1,13,678</b>	<b>3,78,928</b>
<b>Schedule 10</b>			
Usage Charges (Rent)			
Usage Charges	4,00,000	5,60,000	9,60,000



	TOTAL	4,08,000	3,68,000	9,76,000
<b>Schedule 11</b>				
<b>Fees &amp; Fines</b>				
Tuition Fees	61,92,355	91,19,261	1,02,35,216	
Development Fees	6,55,492	9,41,747	1,57,239	
Issuing Certificate Fees		71,907	21,500	
Exam fee	79,302	14,200	1,14,000	
Other Fees 2019-20		1,210	1,412	
Other Fees 2020-21		739	225	
Other Income	12,190	1,15,711	1,31,504	
<b>TOTAL</b>	<b>69,45,837</b>	<b>1,02,26,038</b>	<b>1,21,71,895</b>	
<b>Schedule 12</b>				
<b>Center Income</b>				
Technical Institutions Staff Income	-	7,112	1,112	
Facilitation Center Fees	-	25,300	23,300	
FEE Income:	-	62,350	75,300	
<b>TOTAL</b>	<b>-</b>	<b>94,762</b>	<b>1,00,712</b>	
<b>Schedule 13</b>				
<b>ACCOUNTS PAYABLE</b>				
Salaries - Non Teaching Staff	10,47,790	10,47,790	20,55,591	
Salaries - Teaching Staff	7,17,710	13,87,948	12,55,638	
Excess Fees Payable		1,76,755	1,76,233	
Excess Fees Balance due 2020-21		42,235	49,755	
H. V. Sharma	47,000	3,000	40,000	
MSDE Remuneration Payable		22,205	22,225	
Exam Remuneration	-	21,159	7,175	
Fuel Taxes	-	890	880	
	<b>23,37,490</b>	<b>38,16,298</b>	<b>36,75,728</b>	
<b>Schedule 14</b>				
<b>Current Assets</b>				
<b>ACCOUNTS RECEIVABLE</b>				
Dev. Fees Receivable 2015-16		10,000	10,000	
Dev. Fees Receivable 2017-19		12,160	12,160	
Dev. Fees Receivable 2019-20		1,018	5,510	
Dev. Fees Receivable 2020-21		11,638	11,638	
Teaching Center Fees 2020-21		46,640	46,640	
Facilitation Center Fees 2019-20		1,23,400	1,23,400	
Facilitation Center Fees 2021-22		21,500	23,900	
Tuition Fees Receivable 2021-22	29,99,700	52,87,259	50,06,975	

Other Fees Receivable 2015-16		1,090	1,090
Tuition Fees Receivable 2015-16	-	1,10,000	1,10,000
Other Fees Receivable 2017-18	-	15,11,985	15,11,985
Tuition Fees Receivable 2016-19	-	72,132	72,132
Tuition Fees Receivable 2019-20	-	1,37,995	1,37,995
Tuition Fees Receivable 2020-21	-	12,42,183	12,42,183
<b>TOTAL</b>	<b>29,93,706</b>	<b>85,85,453</b>	<b>1,25,85,184</b>













9850182274  
7773062345

PERFECT Enterprises  
The International Institute of  
Pharmacy, Hingoli Road, Washin,  
District Washin  
Gandhinagar, Washin,  
District Washin  
Gandhinagar, Washin,  
District Washin



www.perfectenterprises.com

GST No. 27AEPK0117200

### Invoice

Name & Address of the Customer  
  
Principal  
Vidyalaya Institute of Pharmacy,  
Hingoli Road, Washin,  
District Washin

Invoice Number : 002  
Invoice Date : 27/08/2021  
Invoice Period :  
Use Date : 27/08/2021  
Customer ID : 0000



Monthly Fee	1000.00
Installation Charges	2000.00
Connect	100
Router	500
Delivery with accessories	500
Technical Support	500
<b>TOTAL GST</b>	<b>2000.00</b>
<b>TOTAL IN</b>	<b>5000.00</b>
<b>Grand Total</b>	<b>5000.00</b>

Plan type:  
Data usage:  
Contract term:  
Speed:  
Area:



Name & Address of the Customer  
  
Principal  
Vidyalaya Institute of Pharmacy,  
Hingoli Road, Washin,  
District Washin

Invoice Number : 002  
Invoice Date : 27/08/2021  
Invoice Period :  
Use Date : 27/08/2021  
Customer ID : 0000

Monthly Fee	1000.00
Installation Charges	2000.00
Connect	100
Router	500
Delivery with accessories	500
Technical Support	500
<b>TOTAL GST</b>	<b>2000.00</b>
<b>TOTAL IN</b>	<b>5000.00</b>
<b>Grand Total</b>	<b>5000.00</b>

*[Handwritten Signature]*  
Principal  
Vidyalaya Institute of Pharmacy,  
Hingoli Road, Washin,  
District Washin



800-688-8274  
777-338-6445

PERFECT Enterprises  
10000 E. 1st Avenue, Suite 100  
Denver, CO 80231  
www.perfectenterprises.com




Order: 11892011000

Date: 03/28/2011 09:58 AM

**Invoice**

10000 E. 1st Avenue, Suite 100 Denver, CO 80231 800-688-8274 777-338-6445	Invoice # 11892011000 Invoice Date 03/28/2011 Invoice Period 03/28/2011 Customer # 8000
--	--



Customer website:  
[http://](#)  
[http://](#)  
[http://](#)

Account Fee	1000.00
Value of 25% off	500.00
Service Fee	5.00
Tax	0.00
Subtotal	505.00
Amount Due	505.00
Payment	1000.00
<b>Balance Due</b>	<b>505.00</b>

10000 E. 1st Avenue, Suite 100 Denver, CO 80231 800-688-8274 777-338-6445	Invoice # 11892011000 Invoice Date 03/28/2011 Invoice Period 03/28/2011 Customer # 8000
--	--

PERFECT Enterprises  
10000 E. 1st Avenue, Suite 100  
Denver, CO 80231



THE UNIVERSITY OF CHICAGO

MEMORANDUM

TO: THE BOARD OF TRUSTEES

FROM: THE PRESIDENT

SUBJECT: [Illegible]

[Illegible text block]

[Illegible text block]

[Illegible text block]

[Illegible text block]

[Illegible text block]

[Illegible text block]

[Illegible text block]

[Illegible text block]

[Illegible text block]

[Illegible text block]

[Illegible text block]

[Illegible text block]

[Illegible text block]

[Illegible text block]

[Illegible text block]

[Illegible text block]

[Illegible signature and stamp area]



# TAX INVOICE-CUM-RECEIPT



WIPAC Corporation of India Limited  
 100, Park Road, New Delhi-110002  
 India

**WIPAC Corporation of India Limited**  
 100, Park Road, New Delhi-110002, India  
 Registered Office: New Delhi

**Registered Under:**  
 1. The Companies Act, 1956  
 2. The Foreign Exchange Regulation Act, 1947  
 3. The Reserve Bank of India Act, 1948  
 4. The Industrial Disputes Act, 1947

**Particulars:**  
 Payment made for purchase of  
 1. 1000 units of 1000 units each  
 2. 1000 units of 1000 units each  
 3. 1000 units of 1000 units each

Invoice Date: 10/10/2011  
 Invoice No: WIPAC/10/10/2011  
 Invoice Value: Rs. 1000000.00

Invoice No: WIPAC/10/10/2011  
 Invoice Date: 10/10/2011  
 Invoice Value: Rs. 1000000.00

Business: 1000 units of 1000 units each  
 Quantity: 1000 units of 1000 units each

Invoice Period: 10/10/2011 - 10/10/2011

Particulars	Qty	Unit Price	Total	GST		Net Total
				CGST	SGST	
1000 units of 1000 units each	1000	1000	1000000	50000	50000	1100000
<b>Total Invoice Value</b>			<b>1000000</b>	<b>50000</b>	<b>50000</b>	<b>1100000</b>

This invoice is valid only if it is accompanied by a bill of lading or a receipt from the carrier. The carrier is responsible for the safe delivery of the goods. The goods are to be delivered to the consignee within the specified period. The consignee is to pay the invoice value to the issuer of this invoice. The issuer of this invoice is not responsible for any delay or loss of goods.

WIPAC  
 100, Park Road, New Delhi-110002  
 India



VIDARBHA INSTITUTE OF PHARMACY

Amalner, District: Nashik, Maharashtra-422 002 (INDIA)

Contact : 020-2661616, 020-2661618

Date : 31/10/2022

### CERTIFICATE

This is to certify that there are no contractual manpower services in the of Non-Teaching / Administration Staff during financial year 2021-22.

Remarks: not applicable.



  
Principal



VIDARBHA INSTITUTE OF PHARMACY

Ambedkar, Baramba Plaza, RAJENDRA NAGAR, 441002 (INDIA)

Contact : 0251266444, 9000660046

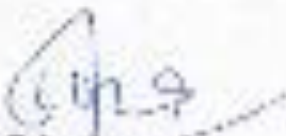
Date: 31/10/2022

### CERTIFICATE

This is to certify that there are no contractual sweeping and cleaning services during financial year 2021-22.

-None not applicable.



  
Principa



VIDARBHA INSTITUTE OF PHARMACY

Ampalwad, Baramba Phata, TEASGUM-431007 (MS)

Contact: 0203226246, 9846903100

Date: 31/07/2022

### CERTIFICATE

This is to certify that there are no contrived or security services during financial year 2021-22.

Attest as above.



  
Principal





VIDARBHA INSTITUTE OF PHARMACY

Amunabad, Boral Phata, Wardha (MH-445124)

Contact: 0202637186, 9620892008


Date: 21/10/2022

CERTIFICATE

This is to certify that our Institute i.e. Vidarbha Institute of Pharmacy at 114, Amunabad, Boral Phata, Wardha (MH-445124), started from academic year 2021-2022 and therefore Institute is not eligible for NMAC/AAC accreditation. Hence not applicable.

Hence certified.



  
Principal

D. S. K. Technical, Educational & Research Trust's  
Vidarbha Institute of Pharmacy, Anjanahed, Washim  
Schedules to the Income & Expenditure Account and Balance Sheet  
For F.Y. 2021-22

Schedule 1	B PHARM	D PHARM	TOTAL
<b>Schedule 1</b>			
<b>Salaries &amp; Remunerations</b>			
Salary - Teaching	60,07,901	60,46,967	1,05,31,866
Salary Non-Teaching	25,00,000	25,00,000	44,00,000
M.A. Exam Remuneration			
MSITE Remuneration			-
<b>TOTAL</b>	<b>62,06,601</b>	<b>67,47,637</b>	<b>1,49,56,208</b>
<b>Schedule 2</b>			
<b>Admission, Inspection &amp; Exam. Exp.</b>			
Admission B&T J - MSITE	1,95,164	15,000	2,10,164
Admission P.C.I	1,00,000	25,000	1,25,000
ARJ Fees	20,000		20,000
CTE Exp	0,660	5,330	5,990
Exam and Enrollment Fees Exp.	42,710	25,160	1,45,560
FEE AUDIT AND MOC FEES	15,600	8,400	23,000
Seat Acceptance Fees	31,651	14,927	45,776
Inspection Exp	7,600	-	7,600
<b>TOTAL</b>	<b>4,70,643</b>	<b>2,17,507</b>	<b>6,86,147</b>
<b>Schedule 3</b>			
<b>Audit &amp; Prof. Charges</b>			
Audit Fees	42,000	18,000	60,000
Professional Charges	38,920	16,600	55,500
Patent Fees	11,000	14,400	44,000
Registration Fees			
<b>TOTAL</b>	<b>1,14,520</b>	<b>49,000</b>	<b>1,63,600</b>
<b>Schedule 4</b>			
<b>Establishment Expenses</b>			
Advertisement Expenses - Corona.	22,754	5,732	32,506
Electricity Charges	84,251	36,095	1,20,515
Facility Development	240	300	1,200
Generator Exp	81,647	24,992	1,15,639
Gas Exp	22,100	3,454	31,512
Hotel Exp	15,884	20,960	35,834
News Paper	5,610	2,600	12,300
Fuel & Diesel Expenses	1,21,507	44,003	1,45,410
Postage, Telephone & Internet Expenses	53,000	24,740	75,000
Printing & Stationery Exp.	50,800	25,000	55,900



Supplies, Release, Welfare, etc.	49,223	21,055	70,278
Traveling Expenses	1,70,944	56,143	1,87,087
Water Expenses	14,982	6,477	21,459
<b>TOTAL</b>	<b>7,03,734</b>	<b>3,04,601</b>	<b>10,08,335</b>
<b>Schedule 5</b>			
Finance Charges			
BANK CHARGES	13,550	5,579	19,129
<b>TOTAL</b>	<b>13,550</b>	<b>5,579</b>	<b>19,129</b>
<b>Schedule 6</b>			
Lab Expenses			
Consumables Etc.	42,605	14,714	57,319
Lab Manual	21,206	5,945	27,151
Lab Expenses	23,271	3,973	27,244
<b>TOTAL</b>	<b>89,079</b>	<b>20,177</b>	<b>1,27,256</b>
<b>Schedule 7</b>			
Office & Misc. Exp.			
Office Exp.	66,372	28,445	94,817
<b>TOTAL</b>	<b>66,372</b>	<b>28,445</b>	<b>94,817</b>
<b>Schedule 8</b>			
Repairs & Maintenance			
- Building	15,70,354	1,97,510	17,67,864
- Computers	21,461	9,249	30,710
- Furniture	15,952	6,310	22,262
- Others	79,576	14,754	94,330
- Vehicle	91,346	39,405	1,30,751
Insurance Expenses	1,31,072	36,174	1,67,246
<b>TOTAL</b>	<b>19,68,359</b>	<b>8,43,798</b>	<b>28,12,157</b>
<b>Schedule 9</b>			
Staff & Student Welfare Expenses			
Food Expenses			-
Medical Expenses	3,697	5,955	9,652
Staff Welfare Expenses	1,25,252	55,304	1,50,556
Staff Uniform Exp.	55,424	25,035	80,459
Students Welfare Expenses	30,495	15,070	45,565
Sports Exp.	16,441	7,020	23,461
Subscription and membership	16,800	7,720	24,520
<b>TOTAL</b>	<b>2,65,250</b>	<b>1,13,678</b>	<b>3,78,928</b>
<b>Schedule 10</b>			
Usage Charges (Rent)			
Usage Charges	4,00,000	5,60,000	9,60,000





	TOTAL	4,08,000	3,68,000	9,76,000
<b>Schedule 11</b>				
<b>Fees &amp; Fines</b>				
Tuition Fees	61,92,355	91,19,261	1,52,35,216	
Development Fees	6,55,492	9,41,747	1,57,239	
Issuing Certificate Fees		71,957	21,500	
Exam fee	79,322	14,200	1,45,000	
Other Fees 2019-20		1,210	1,412	
Other Fees 2020-21		739	225	
Other Income	12,190	1,15,711	1,31,524	
<b>TOTAL</b>	<b>69,45,837</b>	<b>1,02,26,098</b>	<b>1,71,71,895</b>	
<b>Schedule 12</b>				
<b>Center Income</b>				
Technical Institutions Sub. Income	-	7,112	1,112	
Facilitation Center Fees	-	25,300	25,300	
FEE Income:	-	62,350	75,912	
<b>TOTAL</b>	<b>-</b>	<b>94,762</b>	<b>1,02,322</b>	
<b>Schedule 13</b>				
<b>ACCOUNTS PAYABLE</b>				
Salaries - Non Teaching Staff	10,47,790	10,47,790	20,55,591	
Salaries - Teaching Staff	7,67,710	13,87,948	17,55,638	
Excess Fees Ref. Intable		1,76,755	1,76,233	
Excess Fees Balance due 2020-21		42,235	49,755	
H. V. Sharma	47,000	3,000	60,000	
MSDE Remuneration Payable		22,205	22,225	
Exam Remuneration	-	21,159	7,175	
Print Costs	-	890	880	
	<b>23,37,490</b>	<b>38,16,298</b>	<b>56,75,728</b>	
<b>Schedule 14</b>				
<b>Current Assets</b>				
<b>ACCOUNTS RECEIVABLE</b>				
Dev. Fees Receivable 2015-16		10,100	10,200	
Dev. Fees Receivable 2017-19		12,160	12,160	
Dev. Fees Receivable 2019-20		1,018	5,510	
Dev. Fees Receivable 2020-21		11,638	11,638	
Teaching Center Fees 2020-21		46,640	46,640	
Facilitation Center Fees 2019-20		1,23,427	1,23,420	
Facilitation Center Fees 2021-22		21,512	25,930	
Tuition Fees Receivable 2021-22	29,99,706	52,87,259	97,06,975	

Other Fees Receivable 2015-16		1,090	1,090
Tuition Fees Receivable 2015-16	-	1,10,000	1,10,000
Other Fees Receivable 2017-18	-	15,11,985	15,11,985
Tuition Fees Receivable 2016-19	-	72,132	72,132
Tuition Fees Receivable 2019-20	-	1,37,995	1,37,995
Tuition Fees Receivable 2020-21	-	12,42,183	12,42,183
<b>TOTAL</b>	<b>29,93,706</b>	<b>85,85,453</b>	<b>1,25,85,184</b>







